

CHAPTER 286: SURGICAL / ENDOVASCULAR SERVICES

1	PURPOSE AND SCOPE.....	286-2
2	DEFINITIONS	286-2
3	OPERATING RATIONALE AND BASIS OF CRITERIA	286-10
4	INPUT DATA STATEMENTS (IDS) - INPATIENT (IP) SURGICAL FACILITY	286-14
5	SPACE PLANNING CRITERIA - INPATIENT (IP) SURGICAL FACILITY	286-16
6	INPUT DATA STATEMENTS (IDS) - AMBULATORY SURGERY CENTER (ASC).....	286-51
7	SPACE PLANNING CRITERIA – AMBULATORY SURGERY CENTER (ASC).....	286-52
8	PLANNING AND DESIGN CONSIDERATIONS.....	286-68
9	FUNCTIONAL RELATIONSHIPS.....	286-73
10	FUNCTIONAL DIAGRAMS	286-74



1 PURPOSE AND SCOPE

This document outlines Space Planning Criteria for Surgical and Endovascular Services and it applies to all medical facilities at the Department of Veterans Affairs (VA). It also incorporates Cardiovascular Laboratories. Surgical / Endovascular Services are provided in Inpatient Surgical Facilities or Ambulatory Surgery Centers (ASCs) while Endovascular Services are provided in Inpatient Surgical Facilities only.

The Veterans Health Administration (VHA) assigned a complexity level to each of its inpatient and ambulatory surgical programs based on VHA Directive 2010-018 “Facility Infrastructure Requirements to Perform Standard, Intermediate, or Complex Surgical Procedures” and VHA Directive 2011-037 “Facility Infrastructure Requirements to Perform Invasive Procedures in an Ambulatory Surgery Center”. Surgical Procedures performed in an Ambulatory Surgery Center (ASC) are assigned either a Basic or Advanced complexity level.

This document incorporates these policies and sets forth Room Criteria Statements for each room / space in both Inpatient and Ambulatory Surgery facility types. I also incorporate OMB Memorandum M-12-12 “Promoting Efficient Spending to Support Agency Operations” and OMB Memorandum 2015-01 “Implementation of OMB Memorandum M-12-12”

2 DEFINITIONS

Ambulatory Surgery Center (ASC): An ASC is a free standing VHA facility separate from an inpatient VHA Surgery Program. Outpatient (same day) surgery performed in a separate building on a VHA campus with an inpatient VHA Surgery Program would be considered an ASC if community paramedics are used to respond to emergencies according to current VHA policy on Out-of-Operating Room Airway Management.

Ambulatory Surgery Program: An Ambulatory Surgery Program provides surgical procedures on an outpatient basis in an ASC; distinguishable from an inpatient VHA Surgery Program performing surgical procedures on a same-day or outpatient basis at a VA medical center.

Anesthesia Procedure Room: A dedicated space for Anesthesia Providers to perform regional blocks or line placement prior to surgery. A patient would be transported to this area or room from the Pre-Op area or another area of the hospital if applicable. If this space is authorized, it should be near the ORs but observable by staff working at a nursing station.

Anesthesia Workroom: Room with space for storing and maintaining anesthesia equipment and supplies. Includes a workstation for the anesthesia technician, space for work counter(s) and sink(s) and racks for cylinders.

Biplane Hybrid OR: An operating room designed to accommodate use of a Biplane advanced imaging technology system.

Biplane System: Advanced interventional imaging technology capable of shooting images along two axis or planes simultaneously. Used for a variety of cardiovascular and neurovascular image-guided interventional procedures. The biplane imaging system is physically large because it is made up of two x-ray systems, or two C-arms, as opposed to a monoplane system which has one C-arm.



Bariatric Surgery: Surgical procedures, generally performed on morbidly obese individuals, which cause weight loss by restricting the amount of food the stomach can hold, causing malabsorption of nutrients, or by a combination of both gastric restriction and malabsorption. Bariatric Surgery is a recognized subspecialty in the field of General Surgery.

Cardiac Catheterization (Cardiac Cath.): A cardiac procedure where a thin plastic tube (catheter) is inserted into an artery or vein in the arm or leg. The catheter is then advanced into the chambers of the heart, or into the coronary arteries. This procedure is performed to obtain diagnostic information about the patient's heart and blood vessels. It may also be used to provide therapeutic interventions in certain types of heart conditions.

Cardiology: The study of the heart and its functions.

Case Cart(s): Case Cart(s) are used to bring sterile materials and instruments from Sterile Processing Service (SPS) to the Operating Room. A typical case cart contains specific items required for each surgical case, including all required instruments and other supplies. After the operation is completed, reusable items are reloaded onto the cart and sent back to SPS for decontamination, disposal, or reprocessing. Case carts are also supplied and kept in the surgery department for most frequently performed emergency cases.

Cardiothoracic OR: An operating room designed to support Cardiac and Thoracic surgeries using special equipment and generally requiring a larger space.

Clean Core: Operating rooms are grouped around a clean core. The Clean Core is used for sterile supply storage. This is the cleanest area of the entire Operating Suite. Only staff wearing appropriate surgical attire shall be permitted in the Clean Core.

Complexity Level: See Surgical Complexity Level.

Control Station: A space located to permit visual observation of all traffic which enters the operating suite.

Endovascular Service Procedure Rooms: Endovascular service procedure rooms consist of individual procedures such as cardiac catheterization laboratories, electrophysiology laboratories, interventional radiology (IR) laboratories and vascular surgery laboratories. Endovascular service procedure rooms provide minimally invasive image-guided diagnosis and treatment of diseases in every organ system. The range of procedures performed in these rooms are broad, the unifying concept behind these procedures is the use of current accepted interventional medical practice to provide the least invasive technique available in order to minimize risk to the patient and improve health outcomes.

Frozen Section Laboratory: This is the area for preparation and examination of frozen sections. The frozen section procedure is performed under a microscope by the surgical pathologist while surgery is taking place. Interpretation is rapid and results are communicated with the surgeon while surgery is taking place.

Hybrid OR: An operating room which integrates the traditional surgical functions of the OR with advanced imaging technologies. This is the largest OR in size.



Immediate Use Sterilization: It is a process designed for the steam sterilization of patient care items for immediate use. Also known as “emergent sterilization” or “flash sterilization”. An example would be a dropped instrument. Sterilizers for flash sterilization should be located as close as possible to the Operating Rooms, preferably in a shared space adjacent to the Operating Rooms with immediate access from the semi-restricted corridor for service.

Inpatient Surgical / Endovascular Services: Inpatient surgical and endovascular services is an integrated interventional platform which provides both surgical and endovascular services on either a single or vertically stacked platform (floor plate) consisting of dedicated interventional radiology, interventional cardiology (catheterization), electrophysiology and neurointerventional services including standard and complex Surgical / Endovascular Services. The operating rooms are larger and can accommodate more specialized equipment and technology, including intraoperative imaging, microsurgery, and robotics. A special hybrid suite includes imaging capability, meaning, for example, that an angiogram can be performed during an operation without requiring movement of the patient to another location.

Integrated Surgical Platform: Surgical / Endovascular Services which are co-located with interventional cardiac and/or interventional radiology services. The surgical operating rooms, cardiac catheterization / procedure laboratories, and interventional radiology procedure rooms are located proximate to one another allowing joint use of perioperative nursing support services (preoperative and postoperative recovery nursing services) for multiple departments. In new construction, the ideal layout locates surgical operating rooms and interventional procedure rooms behind the red line of the semi-restricted area in the Surgical / Endovascular Services Department. A renovation project may be unable to expand the existing semi-restricted area to accommodate additional interventional rooms, but may be able to achieve horizontal or vertical adjacencies of the interventional procedure rooms with the Surgical / Endovascular Services department to facilitate joint use of perioperative nursing support services.

Interventional Radiology (IR): also known as vascular and interventional radiology (VIR) or surgical radiology, is a medical sub-specialty of radiology providing minimally-invasive image-guided procedures to diagnose and treat diseases in nearly every organ system. The concept behind interventional radiology is to diagnose and treat patients using the least invasive techniques currently available in order to minimize risk to the patient and improve health outcomes. These procedures have less risk, less pain, and less recovery time in comparison to open surgery. The IR Suite utilizes the same imaging modality type as in a catheterization-EP Lab and/or hybrid OR, clinical staffing is different.

Invasive Cardiology: Procedures that include all invasive cardiac related services such as Cardiac Cath., Therapeutic Cardiovascular Procedures, Electrophysiology (EP) and Pacemaker Implantation.

Monoplane Hybrid OR: An operating room designed to accommodate use of a Monoplane advanced imaging technology system.



Monoplane System: Advanced interventional imaging technology which produces images along one axis or plane at a time. Multiple axis or plane images can only be produced by shooting images subsequently.

Neurosurgical OR: An operating room designed to support Neurosurgical surgeries using special equipment and generally requiring a larger space.

Operating Room (OR): A room designed and equipped to perform a wide variety of surgical procedures involving the administration of anesthesia.

Orthopedic OR: An operating room designed to support orthopedic surgeries using special equipment and generally requiring a larger space.

Phase II Recovery: The patient is transitioned from Phase I recovery to Phase II recovery when intensive nursing care is no longer needed, and the patient becomes more alert and functional. Phase II allows preparations to be made to progress the patient towards discharge to home.

Picture Archiving and Communication System (PACS) Viewing Room: A digital radiology reading room that consists of workstations for interpretation.

Pre-Operative Holding / Phase II Recovery: This is where the majority of surgical patients are prepared for their surgical procedures under the care of a nurse. In this area, the patient changes into a gown, a nursing assessment is performed, and teaching is provided. Belongings will be secured, and an Intravenous line may be started. An Anesthesiologist will interview the patient here and may give intravenous sedation. Patient will be transported from this area to the OR.

Post-Anesthesia Care Unit (PACU) / Phase I Recovery: Patient cubicle area for the recovery of patients after surgical procedures. PACU/ Phase I Recovery is an area dedicated to receive patients following general anesthesia, regional anesthesia, or monitored anesthesia care. Phase I requires close monitoring, including airway, ventilator, and hemodynamic support. Patients are generally accommodated in a stretcher bay or cubicle.

Robotics Surgery: A method to perform surgery using very small tools attached to a robotic arm controlled by the surgeon via computer.

Robotics OR: An operating room with appropriate infrastructure support to accommodate use of robotics equipment during a surgical procedure.

Scrubs Distribution Alcove: This is a room or area to dispense and receive scrubs. Space may be provided within the locker rooms or directly adjacent to them. This may include an automated scrub management system / automated dispensing and receiving machine.

Scrub Sink Area: A space with at least one scrub position. A scrub position is equipped with a hands-free fixture to enable medical personnel to scrub their hands prior / after performing a surgical procedure; the hot / cold mixing valve is activated via a knee or foot control.



Surgical Complexity Level: Based on recommendation of the Operative Complexity and Infrastructure Workgroup VHA established the Procedure Infrastructure Matrix (PIM) and the Operative Complexity Matrix (OCM). A VHA facility with an Inpatient Surgical Program shall be designated as Standard, Intermediate or Complex while a VHA facility with an Ambulatory Surgery Program shall be designated as Basic or Advanced. The PIM documents the infrastructure requirements each facility type and the OCM establishes a complexity assignment to all surgical procedures by Current Procedure Terminology (CPT) code.

Surgical Suite: The surgical suite is a group of rooms designed to provide all surgical and endovascular services to patients. Includes surgical and endovascular procedure rooms, preparation and anesthesia for the patient, sterile preparation of the surgeon and surgical / interventional team members, equipment storage, post anesthesia care unit, phase II recovery rooms, satellite pharmacy, frozen section laboratory, staff changing-toilets and lounge including family waiting and consultation areas, and in general, encompasses all areas.

Surgical / Endovascular Services: Surgical Service / Endovascular, in this document, incorporates Inpatient Surgical / Endovascular Services and Ambulatory Surgical Center.

Transesophageal Echocardiography (TEE): A diagnostic echocardiogram test which is done through the esophagus and employs ultrasound waves to make images of the heart chambers, valves, and surrounding structures. The esophagus is located directly behind the heart, and images from a TEE test can give very clear pictures of the heart and its structure.

Transplant OR: An operating room designed to support harvesting of body organs and tissues from one patient (donor), and transplantation of such organs and tissues into another patient (recipient.) Two OR's are programmed allowing immediate transport from the donor to the recipient.

Urology / Cystoscopy OR: An operating room designed to support Urology and Cystoscopy surgeries using special equipment and generally requiring a larger space.

Space Planning / SEPS

Accessible: A site, building, facility, or portion thereof that complies with provisions outlined in the Architectural Barriers Act of 1968 (ABA).

Architectural Barriers Act (ABA): A set of standards developed to ensure that all buildings financed with federal funds are designed and constructed to be fully accessible to everyone. This law requires all construction, renovation, or leasing of sites, facilities, buildings, and other elements, financed with federal funds, to comply with the Architectural Barriers Act Accessibility Standards (ABAAS). The ABAAS replaces the Uniform Federal Accessibility Standards (UFAS).

Average Length of Encounter (ALoE): Averaged length of time, in minutes, a patient spends in an Exam / Treatment Room interacting with a provider and the clinical support team. It is accounted from room “set-up” to “clean-up” by staff. This metric is used to determine the number of annual patient / provider encounters that take place in an Exam / Treatment Room which, in turn, is used to calculate the number of Exam / Treatment Rooms needed in



a facility based on projected annual workload. The ALoE is determined with VHA SME input during a PG-18-9 clinical chapter revision / update.

Average Length of Stay (ALoS): The average number of days a patient Veteran stays in an inpatient care unit. The ALoS is used to calculate the number of patient bedrooms for a specialty by dividing the site's projected workload by the ALoS.

Building Gross (BG) Factor: A Factor applied to the sum of all the Departmental Gross Square Footage (DGSF) in a project to determine the Building Gross Square Footage. This factor accounts for square footage used by the building envelope, structural systems, horizontal and vertical circulation including main corridors, elevators, stairs and escalators, shafts, and mechanical spaces. The Department of Veterans Affairs has set this factor at 1.35 and included guidance in case of variance when developing a Program for Design (PFD) in SEPS.

Clinic Stop: Per these criteria, a clinic stop is the workload unit of measure for space planning. Clinic Stops are codified by VSSC, when applicable, they are referenced by number in the calculation of workload driven patient care spaces in this document.

Department Net to Gross (DNTG) Factor: A parameter, determined by the VA for each clinical and non-clinical department PG-18-9 space planning criteria chapter, used to convert the programmed Net Square Feet (NSF) area to the Department Gross Square Feet (DGSF) area.

Encounter: An interaction between a patient Veteran and a VA provider or providers in an Exam Room / Treatment Room / Consultation Room / Procedure Room, spaces where a patient Veteran received clinical care.

Full-Time Equivalent (FTE): A staffing parameter equal to the amount of time assigned to one full time employee. It may be composed of several part-time employees whose combined time commitment equals that of one full-time employee (i.e., 40 hours per week).

Functional Area (FA): The grouping of rooms and spaces based on their function within a clinical service or department.

Functional Area Criteria Statement (FACS): A verbalized mathematical / logical formulation assigned to a FA incorporating answers to Input Data Statements (IDSs) to determine the condition for providing the rooms / spaces listed in the FA in the baseline space program or Program for Design (PFD) for a project. Certain rooms / spaces may or may not have additional conditions.

Input Data Statement(s): A question or set of questions designed to elicit information about the healthcare project to generate a Program for Design (PFD) based on the parameters set forth in this set of documents. This information is processed through mathematical and logical operations in the VA Space and Equipment Planning System (SEPS).



JSN (Joint Schedule Number): A unique five alpha-numeric code assigned to each content item in the PG-18-5 Standard. JSNs are defined in DoD’s Military Standard 1691 and included in SEPS Content Table.

Net Square Feet / Net Square Meters (NSF/NSM): The area of a room or space derived from that within the interior surface of the bounding walls or boundaries.

Patient Unique: (or Unique Patient), A Veteran patient counted as a unique in each division from which they receive care. Patient Uniques are included in the Registry for a VA Medical Center.

Program for Design (PFD): A project specific itemized listing of the spaces, rooms, and square foot area required for the proper operation of a specific service / department, and the corresponding area for each. PFDs are generated by SEPS based on the PG-18-9 Standard.

PG-18-5: A Department of Veterans Affairs’ Equipment Guidelist Standard for planning, design, and construction of VA healthcare facilities; a Program Guide (PG) that lists assigned room contents (medical equipment, furniture, and fixtures) to each room in PG-18-9. PG-18-5 follows PG-18-9’s chapter organization and nomenclature.

PG-18-9: A Department of Veterans Affairs’ Program Guide for the Space Planning Criteria Standard use to develop space planning guidance for the planning, design, and construction of VA healthcare facilities; a Program Guide (PG) that provides space planning guidance for VA Medical Centers (VAMCs) and Community Bases Outpatient Clinics (CBOCs). PG-18-9 is organized by chapters, as of September 2021 there are 56 clinical and non-clinical PG-18-9 chapters; they are implemented and deployed in SEPS so that space planners working on VA healthcare projects can develop baseline space programs.

PG-18-12: A Department of Veterans Affairs’ Design Guide Standard for planning, design and construction of VA healthcare facilities, a Program Guide (PG) that provides design guidance for VA Medical Centers (VAMCs) and Community Bases Outpatient Clinics (CBOCs). The narrative section details functional requirements, and the Room Template section details the planning and design of key rooms in PG-18-9. Not all PG-18-9 chapters have a corresponding PG-18-12 Design Guide; one Design Guide can cover more than one PG-18-9 chapter.

Provider: An individual who examines, diagnoses, treats, prescribes medication, and manages the care of patients within his or her scope of practice as established by the governing body of a healthcare organization.

Room Area: The square footage required for a clinical or non-clinical function to take place in a room / space. It takes into account the floor area required by equipment (medical and non-medical), furniture, circulation, and appropriate function / code-mandated clearances. Room area is measured in Net Square Feet (NSF).

Room Code (RC): A unique five alpha-numeric code assigned to each room in the PG-18-9 Standard. Room Codes in PG-18-9 are unique to VA and are the basis for SEPS’s Space Table for VA projects.



Room Criteria Statement (RCS): A mathematical / logical formulation assigned to each room / space included in PG-18-9 incorporating answers to Input Data Statements (IDSs) to determine the provision of the room / space in the baseline space program or Program for Design (PFD) for a project.

Room Efficiency Factor: A factor that provides flexibility in the utilization of a room to account for patient delays, scheduling conflicts, and equipment maintenance. Common factors are in the 75% to 85% range. A room with 80% room efficiency provides a buffer to assume that this room would be available 20% of the time beyond the planned operational practices for this room. This factor may be adjusted based on the actual and/or anticipated operations and processes of the room/department at a particular facility.

SEPS: Acronym for Space and Equipment Planning System which produces equipment lists and Program for Design for a healthcare project based on specific information entered in response to Input Data Questions.

SEPS Importer: A style-based format developed to allow upload of RCSs and IDSs to SEPS to implement and operationalize space planning criteria in PG-18-9 in the SEPS digital tool. This format establishes the syntax used in the RCSs and allows the use of Shortcuts. Shortcuts allow developers of space planning criteria statements to simplify RCSs making full use of their logical and mathematical functionality. A shortcut can refer to an RCS, a room in any FA or a formula. Shortcuts are [bracketed] when used in FAs and RCSs and are listed along with their equivalences at the end of the Space Planning Criteria section.

Space Planning Concept Matrix (SPCM): A working document developed during the chapter update process. It lists all the rooms organized by Functional Area and establishes ratios between the directly and the indirectly workload driven rooms for the planning range defined in this document. The matrix is organized in ascending workload values in ranges reflecting existing facilities and potential future increase. Section 5 of this document Space Planning Criteria reflects the values in the SPCM.

Stop Code: A measure of workload including clinic stops forecasted by the Office of Policy and Planning (OPP) for all Strategic Planning Categories at Medical Center and Outpatient Clinic levels.

Technical Information Library (TIL): The Office of Construction & Facilities Management (CFM) provides support for all major construction and lease projects. The TIL contains design and construction standards for the Department of Veterans Affairs. The TIL is aimed at VA employees in medical centers, community based clinics, regional offices, and national cemeteries as well as A/E consultants and provides relevant technical information for project development. Department of Veterans Affairs Technical Information Library (VA TIL).

Telehealth: The use of technology, such as computers and mobile devices, to manage healthcare remotely. It includes a variety of health care services, including but not limited to online support groups, online health information and self-management tools, email and online communication with health care providers, remote monitoring of vital signs, video,



or online doctor visits. Depending on the concept of operations for this space, it may be equipped as an exam room or as a consult room with video/camera capability.

Utilization Rate: A factor used in the calculation of a directly workload-driven room throughput. It represents, in a percent value, the room is idle based on the planning assumptions. For example, if a directly workload-driven room is available for use 8 hours a day, the Utilization Rate represents the assumed time it will be used, an 85% utilization rate indicates, for planning purposes, the room will be used 6.8 hours a day. An additional directly workload-driven room will be provided in the calculation once the previous room has reached 100% utilization. The utilization Rate is embedded in the Room Throughput value calculated in Section 3 of this document.

VA Room Family (VA RF): An organizational system of rooms / spaces grouped by function, a 'Room Family'. There are two "Orders" in the VA RF: Patient Care and Patient Care Support; Patient Care features four sub-orders: Clinical, Inpatient, Outpatient and Residential Clinical. There are also four sub-orders in the Patient Care Support order: Building Support, Clinical Support, Staff Support and Veteran Support. Each room in a Family has a unique Room Code and NSF assigned based on its Room Contents and function which correspond to the specific use of the room. The same RC can be assigned to different Room Names with the same function in this document and can be assigned an NSF that varies based on the PG-18-5 Room Contents assigned to the room.

VA Technical Information Library (TIL): A resource website maintained by the Facilities Standards Service (FSS) Office of Construction and Facilities Management (CFM) containing a broad range of technical publications related to the planning, design, leasing, and construction of VA facilities. VA-TIL can be accessed at: <https://www.cfm.va.gov/TIL/>

Workload: Workload is the anticipated number of procedures, clinic stops, clinic encounters etc. that is processed through a department/service area. The total workload applied to departmental operational assumptions will determine overall room requirements by modality.

Workstation: Area outfitted with equipment and furnishings, typically allocated 56 NSF each. Managers and other staff with no direct reports as well as part-time, seasonal, and job-sharing staff may qualify for a workstation. Such environments are particularly conducive to team-oriented office groupings. These environments work best when they have access to conference and small group meeting spaces.

3 OPERATING RATIONALE AND BASIS OF CRITERIA

- A. Space planning criteria included in this Standard have been specifically developed for this Department / Service in a Department of Veterans Affairs healthcare facility based on established VHA policy and guidelines to define the scope of services provided for the existing workload demand as well as that in the foreseeable future. Rooms and Functional Areas are provided based on research of clinical and non-clinical activities performed in this Department.



- B. Development / update of VA's Program Guide (PG) standards is a research based effort executed with participation of VHA Subject Matter Experts (SMEs), VA-Construction and Facilities Management Office (CFM) professional staff and specialty consultants hired for the task. These space planning standards are based on current applicable VHA policies and guidelines, established and/or anticipated best practice standards, and latest medical technology developments. Workload metrics were tailored to satisfy current and anticipated veteran workload demand.
- C. The space planning component of PG-18-9 is based on the Space Planning Concept Matrix (SPCM) which lists all the rooms organized by Functional Area and assigns room quantity (Q) and area (NSF) for a series of ranges corresponding to the smallest to the largest department for this service in the VA healthcare system in incremental size; each range corresponds to a workload parameter which determines the number and area of each directly workload-driven room. The remainder of the rooms in the range i.e., waiting, storage, staff workstations, etc. are determined by ratios to the resulting number of or NSF of the workload-driven rooms.
- D. Sections 4 and 5 of these space planning standards as well as the PG-18-5 standard are implemented in the Space and Equipment Planning System (SEPS) and hosted at the MAX.gov website so planners working on VA Construction projects can develop single or multi-department projects based on these PG-18-9- and the PG-18-5 standards. Output from SEPS is through Space and Contents Reports; the Space Report is the Program for Design (PFD), the Content Report is the Project Room Contents (PRC). Inclusion of a Functional Area as well as Room quantity (Q) and determination of the room area (NSF) in the PFD is based on the projected Workload input which triggers calculations included in the Room Criteria Statements (RCSs). The RCSs are placed immediately after each room name, room code and baseline area (NSF). The PRC list the medical equipment, furniture and fixtures associated to each Room Code in the project. The PFD & PRC are the baseline requirements for the planning phase of a VA project based on a site's projected workload for the target planning year. This chapter's corresponding PG-18-12, Design Guide -if available- is intended for use during the design phase of the project.
- E. Space Planning parameters and metrics in this document are based on the Surgical / Endovascular Services Space Planning Criteria Matrix (SPCM) developed as the basis for this chapter. The Surgical / Endovascular Services SPCM lists all the spaces a VA Inpatient Surgical / Endovascular Services or an Ambulatory Surgical Center site would require; the quantity and NSF for each room is calculated based on the number of Operating Rooms (ORs) authorized and the Surgical Complexity assigned to a VA inpatient or ambulatory site as follows:
1. Inpatient Standard Surgical Complexity: five ranges:
 - a. 2 to 4 General ORs, and
 - b. 1 Urology/Cystoscopy OR
 2. Inpatient Intermediate Surgical Complexity: twenty-one ranges:
 - a. 2 to 4 General ORs,
 - b. 1 or 2 Urology/Cystoscopy ORs,



- c. 2 Orthopedic ORs,
 - d. 2 Cardiovascular ORs,
 - e. 1 Robotics OR,
 - f. 1 Transplant OR,
 - g. 2 Hybrid Monoplane ORs,
 - h. 2 Hybrid Biplane ORs,
 - i. 1 Hybrid Robotic OR,
 - j. 1 Endovascular Monoplane Hybrid OR,
 - k. 2 Cardiac Catheterization Laboratory,
 - l. 1 Electrophysiology Procedure Room, and
 - m. 1 Transesophageal Echocardiograph (TEE) Procedure Room
3. Inpatient Complex Surgical Complexity: twenty-three ranges:
- a. 2 to 4 General ORs,
 - b. 1 or 2 Urology/Cystoscopy ORs,
 - c. 2 Orthopedic ORs,
 - d. 2 Cardiovascular ORs,
 - e. 1 Neurosurgical OR,
 - f. 1 Robotics OR,
 - g. 1 Transplant OR,
 - h. 2 Hybrid Monoplane ORs,
 - i. 2 Hybrid Biplane ORs,
 - j. 1 Hybrid Robotic OR,
 - k. 2 Endovascular Monoplane Hybrid OR,
 - l. 2 Cardiac Catheterization Laboratory,
 - m. 1 Electrophysiology Procedure Room, and
 - n. 1 Transesophageal Echocardiograph (TEE) Procedure Room
4. Basic Ambulatory Center: four ranges:
- a. 1 to 4 General ORs, and
5. Advanced Ambulatory Center: six ranges:
- a. 1 to 5 General ORs, and
 - b. 1 Urology/Cystoscopy OR.
- F. The SPCM metrics are translated into one (or more) Room Criteria Statement (RCS) for each room in Section 5 of this document. The SPCM Planning Range, the maximum number of ORs is varies by Complexity Level as detailed above. If a project shall require provision of workload driven rooms above the maximum range value refer to CFM for guidance. Rooms in this space planning document are organized in 11 IP and 9 AMB Functional Areas (FAs).
- G. Based on its intended function, each room / space is assigned a:
- 1. Room Name (RN),
 - 2. Room Code (RC),



3. Room Area, the Net Square Feet (NSF) and its corresponding “soft metric” Net Square Meters (NSM),
 4. Unique Room Criteria Statement(s) (RCSs) correlated to answers to Input Data Statements (IDSs), and
 5. Room Comment as needed.
- H. The Room Codes included in this chapter stem from the VA Room Family. A unique support space, that may have variable area, is assigned a unique Room Code, and adopts the square footage, as needed, correlated to the room contents assigned which in turn correspond to the range for those rooms. A unique clinical space or a direct clinical support room, i.e., control room, system components room, etc. typically does not feature variable NSF. Patient Care room names for rooms unique to this chapter end in “, Surg Svc”. Patient Care Support room names end in “, Bldg Sprt”, “Clncl Sprt”, “Stff Sprt”, or “, Vet Sprt”, correlating to Building, Clinical, Staff or Veteran Support room families.
- I. Section 5, Sub-Section F lists the SEPS Importer Shortcuts used for implementation of Sections 4 & 5 in SEPS. These shortcuts are inserted into the Room Criteria Statement (RCS) for each room which upon upload into the Space and Equipment Planning System (SEPS) allowing planners developing VA healthcare projects to determine quantity and square footage of each room by performing mathematical or logical calculations. Shortcuts refer Input Data Statements (IDSs), Rooms or calculation parameters stemming from the SPCM.
- J. SEPS is accessible to government healthcare planners and private sector consultants working on VA HC projects during their Period of Performance (PoP) through the MAX.gov website; government provided Training is a requisite for access.
- K. SEPS incorporates a Net-to-Department Gross factor (NTDG) factor of **1.70** for Surgical / Endovascular Services and a Building Gross factor of 1.35 in the space calculation to generate the Department Gross Square Feet (DGSF) and the Building Gross Square Feet (BGSF) respectively for the project based on the aggregate resulting Net Square Feet (NSF) for each range. Planners can adjust the BGSF factor in SEPS; the NTDG factor is fixed.
- L. Refer to the chapter corresponding PG-18-5 Equipment Guidelist for the Room Content assignment for each room during the planning phase of a project.
- M. Refer to the chapter corresponding PG-18-12: Design Guide, if available, during the planning and design phases of a project. Not all PG-18-9 clinical chapters have a corresponding PG-18-12 document, please refer to the VA-TIL.
- N. The space planning and design Program Guides: PG-18-9, PG-18-5, and PG-18-12 are available at the [Department of Veterans Affairs Office of Construction and Facilities Management \(CFM\) Technical Information Library \(TIL\)](#) website.



- O. Per VHA policy, VA medical facilities with an inpatient Surgical Program shall:
1. have a surgical complexity designation of either Standard, Intermediate, or Complex that determines the functions and spaces that will be provided; and
 2. the scheduled (non-emergent) surgical procedures performed, are not to exceed the infrastructure capabilities of the facility.
- P. Per VHA policy, VA medical facilities with an Ambulatory Surgery Center (ASC) shall:
1. have a surgical complexity designation of either Basic or Advanced that determines the functions and spaces that will be provided; and
 2. the scheduled (non-emergent) surgical procedures performed, are not to exceed the infrastructure capabilities of the facility.
- Q. There is no direct correlation with demand and the Operative Complexity designation of the facility, although facilities with >50k patient uniques assigned tend to be Inpatient Complex.
- R. Facility Operative Complexity designation is associated with a variable number of surgeon provider FTEs by specialty. Cardiothoracic Surgery, Neurosurgery, and Plastic Surgery FTEs are only associated with Inpatient facilities with a surgical complexity designation of Complex.
- S. VHA “operative complexity” establishes the infrastructure that is required at a VHA facility in relationship to the complexity of the surgical procedures being performed. This requirement ensures that the scope of the surgical procedure is within the capability of the facility. This requirement makes sure that surgeries are performed under the safest possible conditions.
- T. Provision of services such as diagnostic evaluation; consultation; surgical physician staffing; operating room staffing, instruments, equipment, coverage, and radiology; anesthesia services; post anesthesia care unit; intensive care unit; inpatient surgical unit; supply, processing, and distribution; and other support services shall be provided based on the assignment of the complexity level of the Surgical / Endovascular Services assigned.
- Examples of procedures by complexity designation are:
1. Appendectomy (removal of the appendix) in Inpatient Standard.
 2. Shoulder joint reconstruction in Inpatient Intermediate.
 3. Coronary artery bypass graft (CABG), a type of open heart surgery in Inpatient Complex.
 4. Surgical removal of a skin cancer in an Ambulatory Surgery Center (ASC) Basic.
 5. Laparoscopic cholecystectomy (removal of the gallbladder) in an Ambulatory Surgery Center (ASC) Advanced.

4 INPUT DATA STATEMENTS (IDS) - INPATIENT (IP) SURGICAL FACILITY

- A. Is Standard Surgical Complexity authorized for the Inpatient Surgical Facility? (M)
- B. Is Intermediate Surgical Complexity authorized for the Inpatient Surgical Facility? (M)
- C. Is Complex Surgical Complexity authorized for the Inpatient Surgical Facility? (M)



- D. How many additional IP General Operating Rooms, greater than two, are required by OSPA at the ADUSH / OPP for this location? (W) (Values: 0, 1, 2)
- E. Is an IP Urology / Cystoscopy Operating Room required by OSPA at the ADUSH / OPP for this Standard Surgical Complexity location? (M)
- F. How many IP Urology / Cystoscopy Operating Room are required by OSPA at the ADUSH / OPP for this Intermediate or Complex Surgical Complexity location? (W) (Values: 0, 1, 2) (S Surgical Complexity: max 1; I or C Surgical Complexity: max 2)
- G. How many IP Orthopedic Operating Rooms are required by OSPA at the ADUSH / OPP for this location? (W) (Values: 0, 1, 2) (I or C Surgical Complexity: max 2)
- H. How many IP Cardiothoracic Operating Rooms are required by OSPA at the ADUSH / OPP for this location? (W) (Values: 0, 1, 2) (Note: I or C Surgical Complexity: max 2)
- I. Is an IP Neurosurgical Operating Room required by OSPA at the ADUSH / OPP for this location? (M) (C Surgical Complexity: max 1)
- J. Is an IP Robotics Operating Room required by OSPA at the ADUSH / OPP for this location? (M) (I or C Surgical Complexity: max 1)
- K. Is an IP Transplant Operating Room required by OSPA at the ADUSH / OPP for this location? (M) (I Surgical Complexity: max 1 or C Surgical Complexity: max 1)
- L. How many IP Surgical Hybrid Monoplane Operating Rooms are required by OSPA at the ADUSH / OPP for this location? (W) (Values: 0, 1, 2) (I or C Surgical Complexity: max 2)
- M. How many IP Surgical Hybrid Biplane Operating Rooms are required by OSPA at the ADUSH / OPP for this location? (W) (Values: 0, 1, 2) (I or C Surgical Complexity: max 2)
- N. Is an IP Surgical Hybrid Robotic Operating Room required by OSPA at the ADUSH / OPP for this location? (M) (I or C Surgical Complexity)
- O. Is an IP Endovascular Hybrid Monoplane Operating Room required by OSPA at the ADUSH / OPP for this Intermediate Surgical Complexity location? (M) (I Surgical Complexity: max 1)
- P. How many IP Endovascular Hybrid Monoplane Operating Rooms are required by OSPA at the ADUSH / OPP for this Complex Surgical Complexity location? (W) (Values: 0, 1, 2) (I Surgical Complexity: max 1, C Surgical Complexity: max 2)
- Q. How many IP Endovascular Cardiac Catheterization Labs are required by OSPA at the ADUSH / OPP for this location? (Values: 0, 1, 2) (W) (I or C Surgical Complexity: max 2)
- R. Is an IP Endovascular Electrophysiology Procedure Room required by OSPA at the ADUSH / OPP for this location? (M) (I Surgical Complexity: max 1 or C Surgical Complexity: max 1)



5 SPACE PLANNING CRITERIA - INPATIENT (IP) SURGICAL FACILITY

For functional descriptions of key spaces, refer to PG-18-12: Surgical and Endovascular Services.

A. FA 1: INPATIENT (IP) SURGICAL / ENDOVASCULAR RECEPTION AREA

FA Condition: *[Standard IP Surgical Complexity authorized]* or *[Intermediate IP Surgical Complexity authorized]* or *[Complex IP Surgical Complexity authorized]*

1. IP Surg Waiting, Bldg Sprt (SB003).....240 NSF (22.3 NSM)

- a. *Provide one if [IP Surgical and Endovascular Operating and Procedure Room(s)] is 1 or 2*
- b. *Provide one at 290 NSF if [IP Surgical and Endovascular Operating and Procedure Room(s)] is 3*
- c. *Provide one at 350 NSF if [IP Surgical and Endovascular Operating and Procedure Room(s)] is 4*
- d. *Provide one at 415 NSF if [IP Surgical and Endovascular Operating and Procedure Room(s)] is 5*
- e. *Provide one at 520 NSF if [IP Surgical and Endovascular Operating and Procedure Room(s)] is between 6 and 8*
- f. *Provide one at 540 NSF if [IP Surgical and Endovascular Operating and Procedure Room(s)] is between 9 and 10*
- g. *Provide one at 615 NSF if [IP Surgical and Endovascular Operating and Procedure Room(s)] is between 11 and 14*
- h. *Provide one at 675 NSF if [IP Surgical and Endovascular Operating and Procedure Room(s)] is between 15 and 18*
- i. *Provide one at 695 NSF if [IP Surgical and Endovascular Operating and Procedure Room(s)] is between 19 and 21*
- j. *Provide one at 720 NSF if [IP Surgical and Endovascular Operating and Procedure Room(s)] is 22 or 23*

Locate adjacent to the patient entrance. It shall be under visual control of the Reception / Registration.

2. IP Surg Family Waiting, Bldg Sprt (SB051).....125 NSF (11.7 NSM)

- a. *Provide one if [IP Surgical and Endovascular Operating and Procedure Room(s)] is between 1 and 5*
- b. *Provide one at 200 NSF if [IP Surgical and Endovascular Operating and Procedure Room(s)] is between 6 and 15*
- c. *Provide one at 225 NSF if [IP Surgical and Endovascular Operating and Procedure Room(s)] is between 16 and 23*

Allocated NSF accommodates two standard chairs @ 9 NSF each, one bariatric chair at 14 NSF, one accessible space @ 10 NSF, one child table and chairs @ 50 NSF, and circulation; total eight people. This space shall be incorporated within the General Waiting.



- 3. IP Surg Reception / Registration, Clncl Sprt (SC183)85 NSF (7.9 NSM)**
 - a. *Provide one if [IP Surgical and Endovascular Operating and Procedure Room(s)] is between 1 and 5*
 - b. *Provide one at 260 NSF if [IP Surgical and Endovascular Operating and Procedure Room(s)] is between 6 and 15*
 - a. *Provide one at 385 NSF if [IP Surgical and Endovascular Operating and Procedure Room(s)] is between 16 and 23*

Allocated NSF accommodates three Receptionist FTEs, patient privacy area, and circulation. Allocated NSF accommodates patient check-in and scheduling activities.

- 4. IP Surg Patient Check-in Kiosk, Clncl Sprt (SC165)55 NSF (5.2 NSM)**
 - a. *Provide one if [IP Surgical and Endovascular Operating and Procedure Room(s)] is between 1 and 5*
 - b. *Provide two if [IP Surgical and Endovascular Operating and Procedure Room(s)] is between 6 and 15*
 - c. *Provide three if [IP Surgical and Endovascular Operating and Procedure Room(s)] is between 16 and 23*

Allocated NSF accommodates two Display Kiosks, patient privacy area, and circulation.

- 5. IP Surg Visitor Toilet, Bldg Sprt (SB191)60 NSF (5.6 NSM)**
 - a. *Provide two if [IP Surgical and Endovascular Operating and Procedure Room(s)] is between 1 and 10*
 - b. *Provide four if [IP Surgical and Endovascular Operating and Procedure Room(s)] is between 11 and 23*

Allocated NSF accommodates one accessible toilet @ 25 NSF, one wall-hung lavatory @ 12 NSF, ABA clearances, and circulation. Locate near General Waiting.

- 6. IP Surg Family Toilet, Bldg Sprt (SB136)80 NSF (7.5 NSM)**
 - a. *Provide one if [IP Surgical and Endovascular Operating and Procedure Room(s)] is between 1 and 23*

Allocated NSF accommodates one accessible toilet @ 25 NSF, one wall-hung lavatory @ 12 NSF, ABA clearances, and circulation. Locate adjacent to Public Toilet.

- 7. IP Surg Patient Education Kiosk, Clncl Sprt (SC170)40 NSF (3.8 NSM)**
 - a. *Provide one if [IP Surgical and Endovascular Operating and Procedure Room(s)] is between 1 and 10*
 - b. *Provide two if [IP Surgical and Endovascular Operating and Procedure Room(s)] is between 11 and 23*

This Kiosk is used to provide medical information for patients and visitors. Locate accessible to General Waiting.



- 8. IP Surg Patient Education Room, Cncl Sprt (SC171)120 NSF (11.2 NSM)**
 - a. *Provide one if [IP Surgical and Endovascular Operating and Procedure Room(s)] is between 3 and 23*

This space is used for private patient education and for electronic / printed medical information for patients and visitors. Locate near General Waiting.

- 9. IP Surg Consult Room, Cncl Sprt (SC271).....120 NSF (11.2 NSM)**
 - a. *Provide one if [IP Surgical and Endovascular Operating and Procedure Room(s)] is between 1 and 10*
 - b. *Provide two if [IP Surgical and Endovascular Operating and Procedure Room(s)] is between 11 and 23*

- 10. IP Surg Patient Refreshment Alcove, F&N Svc (SV381)40 NSF (3.8 NSM)**
 - a. *Provide one if [IP Surgical and Endovascular Operating and Procedure Room(s)] is 1 or 2*
 - b. *Provide one at 60 NSF if [IP Surgical and Endovascular Operating and Procedure Room(s)] is between 3 and 15*
 - c. *Provide one at 80 NSF if [IP Surgical and Endovascular Operating and Procedure Room(s)] is between 16 and 23*

- 11. IP Surg Wheelchair / Stretcher Alcove, Bldg Sprt (SB252).....30 NSF (2.8 NSM)**
 - a. *Provide one if [IP Surgical and Endovascular Operating and Procedure Room(s)] is between 1 and 10*
 - b. *Provide two if [IP Surgical and Endovascular Operating and Procedure Room(s)] is between 11 and 23*

B. FA 2: INPATIENT (IP) SURGICAL / ENDOVASCULAR PRE-OPERATIVE ASSESSMENT UNIT AREA

FA Condition: [Standard IP Surgical Complexity authorized] or [Intermediate IP Surgical Complexity authorized] or [Complex IP Surgical Complexity authorized]

- 1. IP Surg Pre-Op Assessment Patient Waiting, Bldg Sprt (SB003)100 NSF (9.3 NSM)**
 - a. *Provide one if [IP Surgical and Endovascular Operating and Procedure Room(s)] is between 1 and 3*
 - b. *Provide one at 130 NSF if [IP Surgical and Endovascular Operating and Procedure Room(s)] is between 4 and 8*
 - c. *Provide one at 170 NSF if [IP Surgical and Endovascular Operating and Procedure Room(s)] is between 9 and 12*
 - d. *Provide one at 215 NSF if [IP Surgical and Endovascular Operating and Procedure Room(s)] is between 13 and 16*
 - e. *Provide one at 260 NSF if [IP Surgical and Endovascular Operating and Procedure Room(s)] is between 17 and 23*



2. IP Surg Pre-Op Assessment

Patient Reception / Registration, Clncl Sprt (SC183)85 NSF (7.9 NSM)

- a. *Provide one if [IP Surgical and Endovascular Operating and Procedure Room(s)] is between 1 and 3*
- b. *Provide one at 260 NSF if [IP Surgical and Endovascular Operating and Procedure Room(s)] is between 4 and 23*

This space is used for patient check-in, scheduling activities, and storage of patients' surgical charts.

3. IP Pre-Op Assessment Exam Room, Surg Svc (CS111)120 NSF (11.2 NSM)

- a. *Provide one if [IP Surgical and Endovascular Operating and Procedure Room(s)] is between 1 and 3*
- b. *Provide two if [IP Surgical and Endovascular Operating and Procedure Room(s)] is between 4 and 6*
- c. *Provide three if [IP Surgical and Endovascular Operating and Procedure Room(s)] is between 7 and 9*
- d. *Provide four if [IP Surgical and Endovascular Operating and Procedure Room(s)] is between 10 and 12*
- e. *Provide five if [IP Surgical and Endovascular Operating and Procedure Room(s)] is between 13 and 15*
- f. *Provide six if [IP Surgical and Endovascular Operating and Procedure Room(s)] is between 16 and 18*
- g. *Provide seven if [IP Surgical and Endovascular Operating and Procedure Room(s)] is between 19 and 21*
- h. *Provide eight if [IP Surgical and Endovascular Operating and Procedure Room(s)] is 22 or 23*

4. IP Surg Pre-Op Assessment Patient Toilet, Bldg Sprt (SB201)60 NSF (5.6 NSM)

- a. *Provide two if [IP Surgical and Endovascular Operating and Procedure Room(s)] is between 1 and 23*

Allocated NSF accommodates one accessible toilet @ 25 NSF, one accessible wall-hung lavatory @ 13 NSF, ABA clearances, and circulation. This space is used to collect pre-operative patients' urine specimens.

5. IP Surg Pre-Op Assessment

Patient Specimen Collection Alcove, Clncl Sprt (SC228).....60 NSF (5.6 NSM)

- a. *Provide one if [IP Surgical and Endovascular Operating and Procedure Room(s)] is between 1 and 23*



- 6. **IP Surg Pre-Op Assessment Clean Utility Room, Lgstcs Svc (SB737) 60 NSF (5.6 NSM)**
 - a. *Provide one if [IP Surgical and Endovascular Operating and Procedure Room(s)] is 1 or 2*
 - b. *Provide one at 80 NSF if [IP Surgical and Endovascular Operating and Procedure Room(s)] is between 3 and 15*
 - c. *Provide one at 100 NSF if [IP Surgical and Endovascular Operating and Procedure Room(s)] is between 16 and 23*

- 7. **IP Surg Pre-Op Assessment Soiled Utility Room, Lgstcs Svc (SB743)80 NSF (7.5 NSM)**
 - a. *Provide one if [IP Surgical and Endovascular Operating and Procedure Room(s)] is 1 or 2*
 - b. *Provide one at 100 NSF if [IP Surgical and Endovascular Operating and Procedure Room(s)] is between 3 and 15*
 - c. *Provide one at 120 NSF if [IP Surgical and Endovascular Operating and Procedure Room(s)] is between 16 and 23*

- 8. **IP Surg Pre-Op Assessment Patient Team Room, Clncl Sprt (SC243)120 NSF (11.2 NSM)**
 - a. *Provide one if [IP Surgical and Endovascular Operating and Procedure Room(s)] is between 1 and 8*
 - b. *Provide one at 240 NSF if [IP Surgical and Endovascular Operating and Procedure Room(s)] is between 9 and 15*
 - c. *Provide one at 360 NSF if [IP Surgical and Endovascular Operating and Procedure Room(s)] is between 16 and 23*

This shared workspace is for anesthesia providers, nurses, and other Inpatient Surgical Facility Pre-Operative Assessment Unit staff not assigned a dedicated office or workstation.

- 9. **IP Pre-Op Assessment Equipment Storage Room, Surg Svc (CS116)120 NSF (11.2 NSM)**
 - a. *Provide one if [IP Surgical and Endovascular Operating and Procedure Room(s)] is 1 or 2*
 - b. *Provide one at 140 NSF if [IP Surgical and Endovascular Operating and Procedure Room(s)] is between 3 and 15*
 - c. *Provide one at 160 NSF if [IP Surgical and Endovascular Operating and Procedure Room(s)] is between 16 and 23*

This space is used to store equipment and clean supplies.



C. FA 3: INPATIENT (IP) SURGICAL / ENDOVASCULAR PRE-OPERATIVE HOLDING / PHASE II RECOVERY PATIENT AREA

FA Condition: [Standard IP Surgical Complexity authorized] or [Intermediate IP Surgical Complexity authorized] or [Complex IP Surgical Complexity authorized]

1. IP Surg Pre-Op / Phase II

Male Patient Locker Room, Bldg Sprt (SB210).....100 NSF (9.3 NSM)

a. Provide one if [IP Surgical and Endovascular Operating and Procedure Room(s)] is between 1 and 23

2. IP Surg Pre-Op / Phase II Male Patient Toilet, Bldg Sprt (SB201)....60 NSF (5.6 NSM)

a. Provide one if [IP Surgical and Endovascular Operating and Procedure Room(s)] is between 1 and 23

Allocated NSF accommodates one accessible toilet @ 25 NSF, one accessible wall-hung lavatory @ 13 NSF, ABA clearances, and circulation.

3. IP Surg Pre-Op / Phase II

Female Patient Locker Room, Bldg Sprt (SB209)100 NSF (9.3 NSM)

a. Provide one if [IP Surgical and Endovascular Operating and Procedure Room(s)] is between 1 and 23

4. IP Surg Pre-Op / Phase II Female Patient Toilet, Bldg Sprt (SB201) .60 NSF (5.6 NSM)

a. Provide one if [IP Surgical and Endovascular Operating and Procedure Room(s)] is between 1 and 23

Allocated NSF accommodates one accessible toilet @ 25 NSF, one accessible wall-hung lavatory @ 13 NSF, ABA clearances, and circulation.

5. IP Surg Pre-Op / Phase II

Patient Holding Bay, Cncl Sprt (SC291).....140 NSF (13.1 NSM)

a. Provide five if [IP Surgical and Endovascular Operating and Procedure Room(s)] is at least one

b. Provide an additional three per each [IP Surgical and Endovascular Operating and Procedure Room(s)] greater than two

6. IP Surg Pre-Op / Phase II

Patient Holding Room, Cncl Sprt (SC293)140 NSF (13.1 NSM)

a. Provide one if [IP Surgical and Endovascular Operating and Procedure Room(s)] is between 1 and 10

b. Provide two if [IP Surgical and Endovascular Operating and Procedure Room(s)] is between 11 and 23



- 7. IP Surg Pre-Op / Phase II Patient Toilet, Bldg Sprt (SB201)60 NSF (5.6 NSM)**
- a. Provide one if [IP Surgical and Endovascular Operating and Procedure Room(s)] is 1 or 2
 - b. Provide two if [IP Surgical and Endovascular Operating and Procedure Room(s)] is between 3 and 10
 - c. Provide three if [IP Surgical and Endovascular Operating and Procedure Room(s)] is between 11 and 15
 - d. Provide four if [IP Surgical and Endovascular Operating and Procedure Room(s)] is between 16 and 23

Allocated NSF accommodates one accessible toilet @ 25 NSF, one accessible wall-hung lavatory @ 13 NSF, ABA clearances, and circulation.

- 8. IP Surg Pre-Op / Phase II Nurse Station, Clncl Sprt (SC152).....120 NSF (11.2 NSM)**
- a. Provide one if [IP Surgical and Endovascular Operating and Procedure Room(s)] is 1 or 2
 - b. Provide one at 160 NSF if [IP Surgical and Endovascular Operating and Procedure Room(s)] is between 3 and 5
 - c. Provide one at 200 NSF if [IP Surgical and Endovascular Operating and Procedure Room(s)] is between 6 and 10
 - d. Provide one at 240 NSF if [IP Surgical and Endovascular Operating and Procedure Room(s)] is between 11 and 15
 - e. Provide one at 280 NSF if [IP Surgical and Endovascular Operating and Procedure Room(s)] is between 16 and 20
 - f. Provide one at 320 NSF if [IP Surgical and Endovascular Operating and Procedure Room(s)] is between 21 and 23



9. IP Surg Pre-Op / Phase II

Provider Workroom, Clncl Sprt (SC231)120 NSF (11.2 NSM)

- a. *Provide one if [IP Surgical and Endovascular Operating and Procedure Room(s)] is between 1 and 8*
- b. *Provide one at 140 NSF if [IP Surgical and Endovascular Operating and Procedure Room(s)] is 9 or 10*
- c. *Provide one at 160 NSF if [IP Surgical and Endovascular Operating and Procedure Room(s)] is 11 or 12*
- d. *Provide one at 180 NSF if [IP Surgical and Endovascular Operating and Procedure Room(s)] is 13 or 14*
- e. *Provide one at 200 NSF if [IP Surgical and Endovascular Operating and Procedure Room(s)] is 15 or 16*
- f. *Provide one at 220 NSF if [IP Surgical and Endovascular Operating and Procedure Room(s)] is 17 or 18*
- g. *Provide one at 240 NSF if [IP Surgical and Endovascular Operating and Procedure Room(s)] is 19 or 20*
- h. *Provide one at 260 NSF if [IP Surgical and Endovascular Operating and Procedure Room(s)] is 21 or 22*
- i. *Provide one at 280 NSF if [IP Surgical and Endovascular Operating and Procedure Room(s)] is 23*

Allocated NSF may be provided centralized or decentralized during project design. This is a touchdown space for dictation and charting.

10. IP Surg Pre-Op / Phase II

Handwashing Station, Clncl Sprt (SC189)10 NSF (1.0 NSM)

- a. *Provide one if [IP Surgical and Endovascular Operating and Procedure Room(s)] is 1 or 2*
- b. *Provide two if [IP Surgical and Endovascular Operating and Procedure Room(s)] is between 3 and 5*
- c. *Provide three if [IP Surgical and Endovascular Operating and Procedure Room(s)] is between 6 and 10*
- d. *Provide four if [IP Surgical and Endovascular Operating and Procedure Room(s)] is between 11 and 15*
- e. *Provide five if [IP Surgical and Endovascular Operating and Procedure Room(s)] is between 16 and 20*
- f. *Provide six if [IP Surgical and Endovascular Operating and Procedure Room(s)] is between 21 and 23*



11. IP Surg Pre-Op / Phase II

Nourishment Room, F&N Svc (SV272)60 NSF (5.6 NSM)

- a. Provide one if [IP Surgical and Endovascular Operating and Procedure Room(s)] is 1 or 2
- b. Provide one at 80 NSF if [IP Surgical and Endovascular Operating and Procedure Room(s)] is between 3 and 10
- c. Provide one at 100 NSF if [IP Surgical and Endovascular Operating and Procedure Room(s)] is between 11 and 15
- d. Provide one at 120 NSF if [IP Surgical and Endovascular Operating and Procedure Room(s)] is between 16 and 23

12. IP Surg Pre-Op / Phase II

PACS Viewing Room, Imgng Svcs (CI501)120 NSF (11.2 NSM)

- a. Provide one if [IP Surgical and Endovascular Operating and Procedure Room(s)] is between 1 and 10
- b. Provide one at 160 NSF if [IP Surgical and Endovascular Operating and Procedure Room(s)] is between 11 and 21
- c. Provide one at 180 NSF if [IP Surgical and Endovascular Operating and Procedure Room(s)] is 22 or 23

13. IP Surg Pre-Op / Phase II Crash Cart Alcove, Clncl Sprt (SC052).....20 NSF (1.9 NSM)

- a. Provide one if [IP Surgical and Endovascular Operating and Procedure Room(s)] is between 1 and 8
- b. Provide two if [IP Surgical and Endovascular Operating and Procedure Room(s)] is between 9 and 16
- c. Provide three if [IP Surgical and Endovascular Operating and Procedure Room(s)] is between 17 and 21
- d. Provide four if [IP Surgical and Endovascular Operating and Procedure Room(s)] is 22 or 23

14. IP Surg Pre-Op / Phase II Clean Linen Room, EMS (SC471).....80 NSF (7.5 NSM)

- a. Provide one if [IP Surgical and Endovascular Operating and Procedure Room(s)] is 1 or 2
- b. Provide one at 100 NSF if [IP Surgical and Endovascular Operating and Procedure Room(s)] is between 3 and 10
- c. Provide one at 120 NSF if [IP Surgical and Endovascular Operating and Procedure Room(s)] is between 11 and 15
- d. Provide one at 140 NSF if [IP Surgical and Endovascular Operating and Procedure Room(s)] is between 16 and 23

15. IP Surg Pre-Op / Phase II

Portable Imaging Equipment Alcove, Clncl Sprt (SC180).....30 NSF (2.8 NSM)

- a. Provide one if [IP Surgical and Endovascular Operating and Procedure Room(s)] is between 1 and 10
- b. Provide two if [IP Surgical and Endovascular Operating and Procedure Room(s)] is between 11 and 23



- 16. IP Surg Pre-Op / Phase II Clean Utility Room, Lgstcs Svc (SB737)80 NSF (7.5 NSM)**
 - a. *Provide one if [IP Surgical and Endovascular Operating and Procedure Room(s)] is 1 or 2*
 - b. *Provide one at 100 NSF if [IP Surgical and Endovascular Operating and Procedure Room(s)] is between 3 and 10*
 - c. *Provide one at 120 NSF if [IP Surgical and Endovascular Operating and Procedure Room(s)] is between 11 and 15*
 - d. *Provide one at 140 NSF if [IP Surgical and Endovascular Operating and Procedure Room(s)] is between 16 and 23*

- 17. IP Surg Pre-Op / Phase II Soiled Utility Room, Lgstcs Svc (SB743) ...80 NSF (7.5 NSM)**
 - a. *Provide one if [IP Surgical and Endovascular Operating and Procedure Room(s)] is 1 or 2*
 - b. *Provide one at 100 NSF if [IP Surgical and Endovascular Operating and Procedure Room(s)] is between 3 and 10*
 - c. *Provide one at 120 NSF if [IP Surgical and Endovascular Operating and Procedure Room(s)] is between 11 and 15*
 - d. *Provide one at 140 NSF if [IP Surgical and Endovascular Operating and Procedure Room(s)] is between 16 and 23*

- 18. IP Pre-Op / Phase II**
 - Medical Equipment Storage Room, Surg Svc (CS121)120 NSF (11.2 NSM)**
 - a. *Provide one if [IP Surgical and Endovascular Operating and Procedure Room(s)] is between 1 and 10*
 - b. *Provide one at 160 NSF if [IP Surgical and Endovascular Operating and Procedure Room(s)] is between 11 and 23*

- 19. IP Surg Pre-Op / Phase II**
 - Housekeeping Aides Closet (HAC), Bldg Sprt (SB244)60 NSF (5.6 NSM)**
 - a. *Provide one if [IP Surgical and Endovascular Operating and Procedure Room(s)] is between 1 and 10*
 - b. *Provide one at 80 NSF if [IP Surgical and Endovascular Operating and Procedure Room(s)] is between 11 and 23*



20. IP Surg Pre-Op / Phase II Staff Breakroom, Stff Sprt (SS262)120 NSF (11.2 NSM)

- a. *Provide one if [IP Surgical and Endovascular Operating and Procedure Room(s)] is 1 or 2*
- b. *Provide one at 140 NSF if [IP Surgical and Endovascular Operating and Procedure Room(s)] is between 3 and 8*
- c. *Provide one at 160 NSF if [IP Surgical and Endovascular Operating and Procedure Room(s)] is between 9 and 12*
- d. *Provide one at 180 NSF if [IP Surgical and Endovascular Operating and Procedure Room(s)] is between 13 and 16*
- e. *Provide one at 200 NSF if [IP Surgical and Endovascular Operating and Procedure Room(s)] is between 17 and 21*
- f. *Provide one at 220 NSF if [IP Surgical and Endovascular Operating and Procedure Room(s)] is 22 or 23*

21. IP Surg Pre-Op / Phase II Staff Toilet, Bldg Sprt (SB191)60 NSF (5.6 NSM)

- a. *Provide two if [IP Surgical and Endovascular Operating and Procedure Room(s)] is between 1 and 23*

Allocated NSF accommodates one accessible toilet @ 25 NSF, one wall-hung lavatory @ 12 NSF, ABA clearances, and circulation.

D. FA 4: INPATIENT (IP) SURGICAL / ENDOVASCULAR ANESTHESIA PROCEDURE PATIENT AREA

FA Condition: [Standard IP Surgical Complexity authorized] or [Intermediate IP Surgical Complexity authorized] or [Complex IP Surgical Complexity authorized]

1. IP Anesthesia Induction / Procedure Room, Surg Svc (CS126)360 NSF (33.5 NSM)

- a. *Provide one if [IP Surgical and Endovascular Operating and Procedure Room(s)] is between 1 and 23*

Allocated NSF accommodates two patient beds. Space is used for placement of blocks and other anesthesia procedures that need to be conducted prior to a patient's surgical procedure.

2. IP Surg Anesthesia Induction / Procedure Room Nurse Station, Clncl Sprt (SC152)60 NSF (5.6 NSM)

- a. *Provide one if [IP Surgical and Endovascular Operating and Procedure Room(s)] is between 1 and 23*

This space allows monitoring of patients who have had regional blocks or other anesthesia procedures. This space may be combined with the Nurse Station for the Pre-Operative Holding / Phase II Recovery Patient Area.



3. **IP Clean Anesthesia Workroom, Surg Svc (CS131)240 NSF (22.3 NSM)**
 - a. *Provide one if [IP Surgical and Endovascular Operating and Procedure Room(s)] is between 1 and 4*
 - b. *Provide one at 300 NSF if [IP Surgical and Endovascular Operating and Procedure Room(s)] is between 5 and 8*
 - c. *Provide one at 360 NSF if [IP Surgical and Endovascular Operating and Procedure Room(s)] is between 9 and 12*
 - d. *Provide one at 420 NSF if [IP Surgical and Endovascular Operating and Procedure Room(s)] is between 13 and 16*
 - e. *Provide one at 460 NSF if [IP Surgical and Endovascular Operating and Procedure Room(s)] is between 17 and 20*
 - f. *Provide one at 500 NSF if [IP Surgical and Endovascular Operating and Procedure Room(s)] is between 21 and 23*

4. **IP Anesthesia Equipment Room, Surg Svc (CS136)120 NSF (11.2 NSM)**
 - a. *Provide one if [IP Surgical and Endovascular Operating and Procedure Room(s)] is between 1 and 5*
 - b. *Provide one at 240 NSF if [IP Surgical and Endovascular Operating and Procedure Room(s)] is between 6 and 15*
 - c. *Provide one at 300 NSF if [IP Surgical and Endovascular Operating and Procedure Room(s)] is between 16 and 23*

5. **IP Surg Anesthesia Medication Room, Phrm Svc (SV583)80 NSF (7.5 NSM)**
 - a. *Provide one if [IP Surgical and Endovascular Operating and Procedure Room(s)] is between 1 and 6*
 - b. *Provide two if [IP Surgical and Endovascular Operating and Procedure Room(s)] is between 7 and 15*
 - c. *Provide three if [IP Surgical and Endovascular Operating and Procedure Room(s)] is between 16 and 23*



- 6. IP Surg Anesthesiology Team Room, Clncl Sprt (SC243).....120 NSF (11.2 NSM)**
 - a. Provide one if [IP Surgical and Endovascular Operating and Procedure Room(s)] is 1 or 2
 - b. Provide one at 140 NSF if [IP Surgical and Endovascular Operating and Procedure Room(s)] is 3 or 4
 - c. Provide one at 160 NSF if [IP Surgical and Endovascular Operating and Procedure Room(s)] is between 5 and 7
 - d. Provide one at 180 NSF if [IP Surgical and Endovascular Operating and Procedure Room(s)] is between 8 and 10
 - e. Provide one at 200 NSF if [IP Surgical and Endovascular Operating and Procedure Room(s)] is between 11 and 13
 - f. Provide one at 220 NSF if [IP Surgical and Endovascular Operating and Procedure Room(s)] is between 14 and 16
 - g. Provide one at 240 NSF if [IP Surgical and Endovascular Operating and Procedure Room(s)] is between 17 and 19
 - h. Provide one at 260 NSF if [IP Surgical and Endovascular Operating and Procedure Room(s)] is between 20 and 23

Minimum allocated NSF provides space for six computer workstations.

E. FA 5: INPATIENT (IP) SURGICAL PATIENT AREA

- 1. IP Surgical Control Station, Surg Svc (CS139).....120 NSF (11.2 NSM)**
 - a. Provide one if [IP Surgical and Endovascular Operating and Procedure Room(s)] is between 1 and 23 and ([Standard IP Surgical Complexity authorized] or [Intermediate IP Surgical Complexity authorized] or [Complex IP Surgical Complexity authorized])

Locate this space to allow visual observation of all traffic coming into the semi-restricted area of the Inpatient Surgical Facility Surgical Service Patient Area. The Surgical Program Scheduler may be located here.

- 2. IP General Operating Room (OR), Surg Svc (CS141).....650 NSF (60.4 NSM)**
 - a. Provide one per each ([additional IP General Operating Room, greater than two, required by OSPA at the ADUSH / OPP for this location] + 2) if ([Standard IP Surgical Complexity authorized] or [Intermediate IP Surgical Complexity authorized] or [Complex IP Surgical Complexity authorized])
- 3. IP General OR Equipment Room, Surg Svc (CS142).....200 NSF (18.6 NSM)**
 - a. Provide one if [IP General Operating Room (OR)] is between 1 and 4 and ([Standard IP Surgical Complexity authorized] or [Intermediate IP Surgical Complexity authorized] or [Complex IP Surgical Complexity authorized])



4. IP

Urology / Cystoscopy Operating Room (OR), Surg Svc (CS151) ...650 NSF (60.4 NSM)

- a. *Provide one if [IP Urology / Cystoscopy Operating Room required by OSPA at the ADUSH / OPP for this Standard Surgical Complexity location] and [Standard IP Surgical Complexity authorized]*
- b. *Provide one per each [IP Urology / Cystoscopy Operating Rooms required by OSPA at the ADUSH / OPP for this Intermediate or Complex Surgical Complexity location] if ([Intermediate IP Surgical Complexity authorized] or [Complex IP Surgical Complexity authorized])*

This OR provides a fixed operating table; fluoroscopy shielded control is provided within the room. Coordinate final location of this space with Urology Clinic.

5. IP Urology / Cystoscopy OR Equipment Room, Surg Svc (CS152) ..100 NSF (9.3 NSM)

- a. *Provide one per each [IP Urology / Cystoscopy Operating Room] if ([Standard IP Surgical Complexity authorized] or [Intermediate IP Surgical Complexity authorized] or [Complex IP Surgical Complexity authorized])*

6. IP Orthopedic Operating Room (OR), Surg Svc (CS146).....750 NSF (69.7 NSM)

- a. *Provide one per each [IP Orthopedic Operating Room required by OSPA at the ADUSH / OPP for this location] if ([Intermediate IP Surgical Complexity authorized] or [Complex IP Surgical Complexity authorized])*

7. IP Orthopedic OR Equipment Room, Surg Svc (CS147)180 NSF (16.8 NSM)

- a. *Provide one per each [IP Orthopedic Operating Room] if ([Intermediate IP Surgical Complexity authorized] or [Complex IP Surgical Complexity authorized])*

8. IP Cardiothoracic Operating Room (OR), Surg Svc (CS156).....750 NSF (69.7 NSM)

- a. *Provide one per each [IP Cardiothoracic Operating Room required by OSPA at the ADUSH / OPP for this location] if ([Intermediate IP Surgical Complexity authorized] or [Complex IP Surgical Complexity authorized])*

9. IP Cardiothoracic OR Equipment Room, Surg Svc (CS157)180 NSF (16.8 NSM)

- a. *Provide one per each [IP Cardiothoracic Operating Room] if ([Intermediate IP Surgical Complexity authorized] or [Complex IP Surgical Complexity authorized])*

10. IP Cardiothoracic OR Pump Room, Surg Svc (CS158)260 NSF (24.2 NSM)

- a. *Provide one per each [IP Cardiothoracic Operating Room] if ([Intermediate IP Surgical Complexity authorized] or [Complex IP Surgical Complexity authorized])*

This space is provided to accommodate extra corporeal pump(s), supplies, accessories, and service area when open heart surgery is performed. It should be located in the OR restricted area, preferably adjacent to the Cardiothoracic Operating Room.

11. IP Neurosurgical Operating Room (OR), Surg Svc (CS161).....750 NSF (69.7 NSM)

- a. *Provide one if ([IP Neurosurgical Operating Room required by OSPA at the ADUSH / OPP for this location] and [Complex IP Surgical Complexity authorized])*



- 12. IP Neurosurgical OR Equipment Room, Surg Svc (CS162).....180 NSF (16.8 NSM)**
 - a. *Provide one per each [IP Neurosurgical Operating Room] if [Complex IP Surgical Complexity authorized]*
- 13. IP Robotics Operating Room (OR), Surg Svc (CS166).....750 NSF (69.7 NSM)**
 - a. *Provide one if [IP Robotics Operating Room required by OSPA at the ADUSH / OPP for this location] and ([Intermediate IP Surgical Complexity authorized] or [Complex IP Surgical Complexity authorized])*
- 14. IP Robotics OR Equipment Room, Surg Svc (CS167).....180 NSF (16.8 NSM)**
 - a. *Provide one per each [IP Robotics Operating Room] if ([Intermediate IP Surgical Complexity authorized] or [Complex IP Surgical Complexity authorized])*
- 15. IP Transplant Operating Room (OR), Surg Svc (CS171)750 NSF (69.7 NSM)**
 - a. *Provide one if [IP Transplant Operating Room required by OSPA at the ADUSH / OPP for this location] and ([Intermediate IP Surgical Complexity authorized] or [Complex IP Surgical Complexity authorized])*
- 16. IP Transplant OR Equipment Room, Surg Svc (CS172)180 NSF (16.8 NSM)**
 - a. *Provide one per each [IP Transplant Operating Room] if ([Intermediate IP Surgical Complexity authorized] or [Complex IP Surgical Complexity authorized])*
- 17. IP Surgical**
 - Hybrid Monoplane Operating Room (OR), Surg Svc (CS181).....900 NSF (83.7 NSM)**
 - a. *Provide one per each [IP Surgical Hybrid Monoplane Operating Room required by OSPA at the ADUSH / OPP for this location] if ([Intermediate IP Surgical Complexity authorized] or [Complex IP Surgical Complexity authorized])*
- 18. IP Surgical**
 - Hybrid Biplane Operating Room (OR), Surg Svc (CS182)900 NSF (83.7 NSM)**
 - a. *Provide one per each [IP Surgical Hybrid Biplane Operating Room required by OSPA at the ADUSH / OPP for this location] if ([Intermediate IP Surgical Complexity authorized] or [Complex IP Surgical Complexity authorized])*
- 19. IP Hybrid OR Control Room, Surg Svc (CS183)260 NSF (24.2 NSM)**
 - a. *Provide one per each ([IP Surgical Hybrid Monoplane Operating Room] + [IP Surgical Hybrid Biplane Operating Room]) if ([Intermediate IP Surgical Complexity authorized] or [Complex IP Surgical Complexity authorized])*
- 20. IP Hybrid OR System Component Room, Surg Svc (CS184)150 NSF (14.0 NSM)**
 - a. *Provide one per each ([IP Surgical Hybrid Monoplane Operating Room] + [IP Surgical Hybrid Biplane Operating Room]) if ([Intermediate IP Surgical Complexity authorized] or [Complex IP Surgical Complexity authorized])*
- 21. IP Hybrid OR Equipment Room, Surg Svc (CS185).....200 NSF (18.6 NSM)**
 - a. *Provide one per each ([IP Surgical Hybrid Monoplane Operating Room] + [IP Surgical Hybrid Biplane Operating Room]) if ([Intermediate IP Surgical Complexity authorized] or [Complex IP Surgical Complexity authorized])*



- 22. IP Hybrid OR Pump Room, Surg Svc (CS186)260 NSF (24.2 NSM)**
a. Provide one per each ([IP Surgical Hybrid Monoplane Operating Room] + [IP Surgical Hybrid Biplane Operating Room]) if ([Intermediate IP Surgical Complexity authorized] or [Complex IP Surgical Complexity authorized])

This space is provided to accommodate extra corporeal pump(s), supplies, accessories, and service area when open heart surgery is performed. It should be located in the OR restricted area, preferably adjacent to the Hybrid Operating Room.

- 23. IP Surgical Hybrid Robotic Operating Room (OR), Surg Svc (CS194).....900 NSF (83.7 NSM)**
a. Provide one if [IP Surgical Hybrid Robotic Operating Room required by OSPA at the ADUSH / OPP for this location] and ([Intermediate IP Surgical Complexity authorized] or [Complex IP Surgical Complexity authorized])

- 24. IP Surgical Hybrid Robotic OR Control Room, Surg Svc (CS195)260 NSF (24.2 NSM)**
a. Provide one if [IP Surgical Hybrid Robotic Operating Room required by OSPA at the ADUSH / OPP for this location] and ([Intermediate IP Surgical Complexity authorized] or [Complex IP Surgical Complexity authorized])

- 25. IP Surgical Hybrid Robotic OR System Component Room, Surg Svc (CS196).....150 NSF (14.0 NSM)**
a. Provide one if [IP Surgical Hybrid Robotic Operating Room required by OSPA at the ADUSH / OPP for this location] and ([Intermediate IP Surgical Complexity authorized] or [Complex IP Surgical Complexity authorized])

- 26. IP Surgical Hybrid Robotic OR System Equipment Room, Surg Svc (CS197)200 NSF (18.6 NSM)**
a. Provide one if [IP Surgical Hybrid Robotic Operating Room required by OSPA at the ADUSH / OPP for this location] and ([Intermediate IP Surgical Complexity authorized] or [Complex IP Surgical Complexity authorized])

- 27. IP Surgical Scrub Sink Alcove, CIncl Sprt (SC199)20 NSF (1.9 NSM)**
a. Provide one per each [IP Surgical Operating Room(s)] if ([Standard IP Surgical Complexity authorized] or [Intermediate IP Surgical Complexity authorized] or [Complex IP Surgical Complexity authorized])



28. IP Surg Stretcher Alcove, Bldg Sprt (SB253).....40 NSF (3.8 NSM)

- a. Provide two if ([Standard IP Surgical Complexity authorized] or [Intermediate IP Surgical Complexity authorized] or [Complex IP Surgical Complexity authorized]) and [IP Surgical Operating Room(s)] is at least one
- b. Provide an additional one per each [IP Surgical Operating Room(s)] greater than one if ([Standard IP Surgical Complexity authorized] or [Intermediate IP Surgical Complexity authorized] or [Complex IP Surgical Complexity authorized])

Locate resulting spaces near each Inpatient Surgical Facility Operating Room’s entry doors. This area can be used for patient beds, patient specialty beds, stretchers, and gurneys.

F. FA 6: INPATIENT (IP) ENDOVASCULAR PATIENT AREA:

1. IP Endovascular

Hybrid Monoplane Operating Room (OR), Surg Svc (CS181)..... 900 NSF (83.7 NSM)

- a. Provide one if ([IP Endovascular Hybrid Monoplane Operating Room required by OSPA at the ADUSH / OPP for this Intermediate Surgical Complexity location] and [Intermediate IP Surgical Complexity authorized])
- b. Provide one per each [IP Endovascular Hybrid Monoplane Operating Rooms required by OSPA at the ADUSH / OPP for this Complex Surgical Complexity location] if [Complex IP Surgical Complexity authorized]

2. IP Endovascular Hybrid OR Control Room, Surg Svc (CS183)..... 260 NSF (24.2 NSM)

- a. Provide one per each [IP Endovascular Hybrid Monoplane Operating Room] if ([Intermediate IP Surgical Complexity authorized] or [Complex IP Surgical Complexity authorized])

3. IP Endovascular Hybrid OR

System Component Room, Surg Svc (CS184)..... 150 NSF (14.0 NSM)

- a. Provide one per each [IP Endovascular Hybrid Monoplane Operating Room] if [Intermediate IP Surgical Complexity authorized] or [Complex IP Surgical Complexity authorized]

4. IP Endovascular Hybrid OR

Equipment Room, Surg Svc (CS185)..... 200 NSF (18.6 NSM)

- a. Provide one per each [IP Endovascular Hybrid Monoplane Operating Room] if [Intermediate IP Surgical Complexity authorized] or [Complex IP Surgical Complexity authorized]

5. IP Endovascular

Cardiac Catheterization Laboratory, Surg Svc (CS191) 850 NSF (79.0 NSM)

- a. Provide one per each [IP Endovascular Cardiac Catheterization Laboratory required by OSPA at the ADUSH / OPP for this location] if [Intermediate IP Surgical Complexity authorized] or [Complex IP Surgical Complexity authorized]



- 6. **IP Endovascular Cardiac Catheterization Laboratory**
Control Room, Surg Svc (CS192)260 NSF (24.2 NSM)
a. Provide one per each [IP Endovascular Cardiac Catheterization Laboratory] if [Intermediate IP Surgical Complexity authorized] or [Complex IP Surgical Complexity authorized]

- 7. **IP Endovascular Cardiac Catheterization Laboratory**
System Component Room, Surg Svc (CS193).....150 NSF (14.0 NSM)
a. Provide one per each [IP Endovascular Cardiac Catheterization Laboratory] if [Intermediate IP Surgical Complexity authorized] or [Complex IP Surgical Complexity authorized]

- 8. **IP Endovascular**
Electrophysiology Procedure Room, Surg Svc (CS211).....900 NSF (83.7 NSM)
a. Provide one if [IP Endovascular Electrophysiology Procedure Room required by OSPA at the ADUSH / OPP for this location] and ([Intermediate IP Surgical Complexity authorized] or [Complex IP Surgical Complexity authorized])

- 9. **IP Endovascular Electrophysiology**
Control Room, Surg Svc (CS212)260 NSF (24.2 NSM)
a. Provide one per each [IP Endovascular Electrophysiology Procedure Room] if [Intermediate IP Surgical Complexity authorized] or [Complex IP Surgical Complexity authorized]

- 10. **IP Endovascular Electrophysiology**
System Component Room, Surg Svc (CS213).....150 NSF (14.0 NSM)
a. Provide one per each [IP Endovascular Electrophysiology Procedure Room] if [Intermediate IP Surgical Complexity authorized] or [Complex IP Surgical Complexity authorized]

- 11. **IP Endovascular Cardiac Catheterization / Electrophysiology**
Equipment Room, Surg Svc (CS221)180 NSF (16.8 NSM)
a. Provide one if ([Intermediate IP Surgical Complexity authorized] or [Complex IP Surgical Complexity authorized]) and ([IP Endovascular Cardiac Catheterization Laboratory] + [IP Endovascular Electrophysiology Procedure Room]) is at least one
b. Provide an additional 100 NSF per each ([IP Endovascular Cardiac Catheterization Laboratory] + [IP Endovascular Electrophysiology Procedure Room]) greater than one (Maximum 380 NSF)

- 12. **IP Endovascular Transesophageal Echocardiograph (TEE)**
Procedure Room, Surg Svc (CS222).....350 NSF (32.6 NSM)
a. Provide one if ([IP Endovascular Hybrid Monoplane Operating Room] + [IP Endovascular Cardiac Catheterization Laboratory] + [IP Endovascular Electrophysiology Procedure Room]) is between 1 and 5 and ([Intermediate IP Surgical Complexity authorized] or [Complex IP Surgical Complexity authorized])



- 13. IP TEE Probe Decontamination Room, Surg Svc (CS223)160 NSF (14.9 NSM)**
 - a. Provide one if [IP Endovascular Transesophageal Echocardiograph (TEE) Procedure Room] is 1 and ([Intermediate IP Surgical Complexity authorized] or [Complex IP Surgical Complexity authorized])
- 14. IP TEE Probe Storage Room, Surg Svc (CS224)70 NSF (6.6 NSM)**
 - a. Provide one if [IP Endovascular Transesophageal Echocardiograph (TEE) Procedure Room] is 1 and if ([Intermediate IP Surgical Complexity authorized] or [Complex IP Surgical Complexity authorized])
- 15. IP Surg Endovascular Scrub Sink Alcove, Clncl Sprt (SC199)20 NSF (1.9 NSM)**
 - a. Provide one per each [IP Endovascular Operating and Procedure Room(s)] if ([Intermediate IP Surgical Complexity authorized] or [Complex IP Surgical Complexity authorized])
- 16. IP Surg Endovascular Stretcher Alcove, Bldg Sprt (SB253)40 NSF (3.8 NSM)**
 - a. Provide two if ([Intermediate IP Surgical Complexity authorized] or [Complex IP Surgical Complexity authorized]) and [IP Endovascular Operating and Procedure Room(s)] is at least one
 - b. Provide an additional one per each [IP Endovascular Operating and Procedure Room(s)] greater than one if ([Intermediate IP Surgical Complexity authorized] or [Complex IP Surgical Complexity authorized])

Locate Stretcher Storage at the entrance to the Procedure Room. This area can be used for patient beds, patient specialty beds, stretchers, and gurneys.

G. FA 7: INPATIENT (IP) SURGICAL / ENDOVASCULAR CLEAN CORE AREA

FA Condition: [Standard IP Surgical Complexity authorized] or [Intermediate IP Surgical Complexity authorized] or [Complex IP Surgical Complexity authorized]

- 1. IP Surgical / Endovascular Clean Core, Surg Svc (CS231)660 NSF (61.4 NSM)**
 - a. Provide one if [IP Surgical and Endovascular Operating and Procedure Room(s)] is at least one
 - b. Provide an additional 330 NSF per each [IP Surgical and Endovascular Operating and Procedure Room(s)] greater than two (Maximum 7,360 NSF)

Minimum allocated NSF accommodates sterile supplies, holding area for clean case carts and blanket warmer for two Operating Rooms. A Clean Core Area shall serve a maximum of eight ORs in a "pod" configuration; the minimum number of ORs in a "pod" shall be two.

- 2. IP Surgical / Endovascular Blood Bank Alcove, Surg Svc (CS236)30 NSF (2.8 NSM)**
 - a. Provide one if [IP Surgical and Endovascular Operating and Procedure Room(s)] is between 1 and 8
 - b. Provide two if [IP Surgical and Endovascular Operating and Procedure Room(s)] is between 9 and 16
 - c. Provide three if [IP Surgical and Endovascular Operating and Procedure Room(s)] is between 17 and 23



3. IP Surgical / Endovascular

Clean Cart Holding Room, Clncl Sprt (SC016)120 NSF (11.2 NSM)

- a. *Provide one if [IP Surgical and Endovascular Operating and Procedure Room(s)] is between 1 and 23*

Locate this space immediately adjacent to the Clean Case Cart Elevator if Sterile Processing Service is on a different floor than the Surgical and Endovascular Services.

H. FA 8: INPATIENT (IP) SURGICAL / ENDOVASCULAR POST ANESTHESIA CARE UNIT (PACU) / PHASE I RECOVERY PATIENT AREA

FA Condition: [Standard IP Surgical Complexity authorized] or [Intermediate IP Surgical Complexity authorized] or [Complex IP Surgical Complexity authorized]

1. IP PACU / Phase I Recovery Patient Bay, Surg Svc (CS241).....110 NSF (10.3 NSM)

- a. *Provide three if [IP Surgical and Endovascular Operating and Procedure Room(s)] is at least one*
- b. *Provide an additional two per each [IP Surgical and Endovascular Operating and Procedure Room(s)] greater than two (Maximum 43)*

2. IP PACU / Phase I Recovery

Airborne Infection Isolation (All) Room, Surg Svc (CS242)150 NSF (14.0 NSM)

- a. *Provide one if [IP Surgical and Endovascular Operating and Procedure Room(s)] is between 1 and 10*
- b. *Provide two if [IP Surgical and Endovascular Operating and Procedure Room(s)] is between 11 and 23*

3. IP PACU / Phase I Recovery

Airborne Infection Isolation (All) Anteroom, Surg Svc (CS243)80 NSF (7.5 NSM)

- a. *Provide one if [IP Surgical and Endovascular Operating and Procedure Room(s)] is between 1 and 10*
- b. *Provide two if [IP Surgical and Endovascular Operating and Procedure Room(s)] is between 11 and 23*

4. IP Surg

PACU / Phase I Recovery Nurse Station, Clncl Sprt (SC152)120 NSF (11.2 NSM)

- a. *Provide one if [IP Surgical and Endovascular Operating and Procedure Room(s)] is at least one*
- b. *Provide an additional 30 NSF for every portion of two [IP Surgical and Endovascular Operating and Procedure Room(s)] greater than six (Maximum 360 NSF)*

Resulting NSF may be distributed, centralized, or decentralized, to accommodate floor plan design.



5. IP Surg PACU / Phase I Recovery

Handwashing Station, Clncl Sprt (SC189)10 NSF (1.0 NSM)

- a. *Provide one if [IP Surgical and Endovascular Operating and Procedure Room(s)] is 1 or 2*
- b. *Provide two if [IP Surgical and Endovascular Operating and Procedure Room(s)] is between 3 and 12*
- c. *Provide three if [IP Surgical and Endovascular Operating and Procedure Room(s)] is between 13 and 18*
- d. *Provide four if [IP Surgical and Endovascular Operating and Procedure Room(s)] is between 19 and 23*

6. IP PACU / Phase I Recovery

PACS Viewing Room, Imgng Svcs (CI501)160 NSF (14.9 NSM)

- a. *Provide one if [IP Surgical and Endovascular Operating and Procedure Room(s)] is between 1 and 10*
- b. *Provide two if [IP Surgical and Endovascular Operating and Procedure Room(s)] is between 11 and 23*

7. IP Surg PACU / Phase I Recovery

Medication Room, Phrm Svc (SV583)80 NSF (7.5 NSM)

- a. *Provide one if [IP Surgical and Endovascular Operating and Procedure Room(s)] is between 1 and 10*
- b. *Provide two if [IP Surgical and Endovascular Operating and Procedure Room(s)] is between 11 and 23*

8. IP Surg PACU / Phase I Recovery

Clean Utility Room, Lgstcs Svc (SB737)120 NSF (11.2 NSM)

- a. *Provide one if [IP Surgical and Endovascular Operating and Procedure Room(s)] is between 1 and 6*
- b. *Provide two if [IP Surgical and Endovascular Operating and Procedure Room(s)] is between 7 and 12*
- c. *Provide three if [IP Surgical and Endovascular Operating and Procedure Room(s)] is between 13 and 23*

9. IP Surg PACU / Phase I Recovery

Soiled Utility Room, Lgstcs Svc (SB743).....100 NSF (9.3 NSM)

- a. *Provide one if [IP Surgical and Endovascular Operating and Procedure Room(s)] is between 1 and 6*
- b. *Provide two if [IP Surgical and Endovascular Operating and Procedure Room(s)] is between 7 and 12*
- c. *Provide three if [IP Surgical and Endovascular Operating and Procedure Room(s)] is between 13 and 23*



10. IP Surg PACU / Phase I Recovery

Crash Cart Alcove, Cncl Sprt (SC052)20 NSF (1.9 NSM)

- a. *Provide one if [IP Surgical and Endovascular Operating and Procedure Room(s)] is between 1 and 6*
- b. *Provide two if [IP Surgical and Endovascular Operating and Procedure Room(s)] is between 7 and 12*
- c. *Provide three if [IP Surgical and Endovascular Operating and Procedure Room(s)] is between 13 and 23*

11. IP Surg PACU / Phase I Recovery Clean Linen Alcove, EMS (SC467).40 NSF (3.8 NSM)

- a. *Provide one if [IP Surgical and Endovascular Operating and Procedure Room(s)] is between 1 and 6*
- b. *Provide two if [IP Surgical and Endovascular Operating and Procedure Room(s)] is between 7 and 12*
- c. *Provide three if [IP Surgical and Endovascular Operating and Procedure Room(s)] is between 13 and 23*

12. IP Surg PACU / Phase I Recovery

Portable Imaging Equipment Alcove, Cncl Sprt (SC180).....40 NSF (3.8 NSM)

- a. *Provide one if [IP Surgical and Endovascular Operating and Procedure Room(s)] is between 1 and 6*
- b. *Provide two if [IP Surgical and Endovascular Operating and Procedure Room(s)] is between 7 and 12*
- c. *Provide three if [IP Surgical and Endovascular Operating and Procedure Room(s)] is between 13 and 23*

13. IP Surg PACU / Phase I Recovery

Blanket Warmer Alcove, Cncl Sprt (SC010)20 NSF (1.9 NSM)

- a. *Provide one if [IP Surgical and Endovascular Operating and Procedure Room(s)] is between 1 and 6*
- b. *Provide two if [IP Surgical and Endovascular Operating and Procedure Room(s)] is between 7 and 12*
- c. *Provide three if [IP Surgical and Endovascular Operating and Procedure Room(s)] is between 13 and 23*

14. IP PACU / Phase I Recovery

Equipment Storage Room, Surg Svc (CS251)100 NSF (9.3 NSM)

- a. *Provide one if [IP Surgical and Endovascular Operating and Procedure Room(s)] is between 1 and 10*
- b. *Provide two if [IP Surgical and Endovascular Operating and Procedure Room(s)] is between 11 and 23*



15. IP Surg PACU / Phase I Recovery

Housekeeping Aides Closet (HAC), Bldg Sprt (SB244)60 NSF (5.6 NSM)

- a. Provide one if [IP Surgical and Endovascular Operating and Procedure Room(s)] is between 1 and 10
- b. Provide one at 80 NSF if [IP Surgical and Endovascular Operating and Procedure Room(s)] is between 11 and 23

16. IP Surg PACU / Phase I Recovery

Staff Breakroom, Stff Sprt (SS262).....140 NSF (13.1 NSM)

- a. Provide one if [IP Surgical and Endovascular Operating and Procedure Room(s)] is 1 or 2
- b. Provide one at 160 NSF if [IP Surgical and Endovascular Operating and Procedure Room(s)] is 3
- c. Provide one at 180 NSF if [IP Surgical and Endovascular Operating and Procedure Room(s)] is 4
- d. Provide one at 200 NSF if [IP Surgical and Endovascular Operating and Procedure Room(s)] is 5
- e. Provide one at 240 NSF if [IP Surgical and Endovascular Operating and Procedure Room(s)] is between 6 and 8
- f. Provide one at 260 NSF if [IP Surgical and Endovascular Operating and Procedure Room(s)] is between 9 and 11
- g. Provide one at 280 NSF if [IP Surgical and Endovascular Operating and Procedure Room(s)] is between 12 and 14
- h. Provide one at 300 NSF if [IP Surgical and Endovascular Operating and Procedure Room(s)] is between 15 and 17
- i. Provide one at 320 NSF if [IP Surgical and Endovascular Operating and Procedure Room(s)] is between 18 and 20
- j. Provide one at 340 NSF if [IP Surgical and Endovascular Operating and Procedure Room(s)] is between 21 and 23

17. IP Surg PACU / Phase I Recovery Staff Toilet, Bldg Sprt (SB191)60 NSF (5.6 NSM)

- a. Provide two if [IP Surgical and Endovascular Operating and Procedure Room(s)] is between 1 and 23

Allocated NSF accommodates one accessible toilet @ 25 NSF, one wall-hung lavatory @ 12 NSF, ABA clearances, and circulation.

I. FA 9: INPATIENT (IP) SURGICAL / ENDOVASCULAR SUPPORT AREA

FA Condition: [Standard IP Surgical Complexity authorized] or [Intermediate IP Surgical Complexity authorized] or [Complex IP Surgical Complexity authorized]

1. IP Surgical / Endovascular Instrument Room, Surg Svc (CS256)100 NSF (9.3 NSM)

- a. Provide one if [IP Surgical and Endovascular Operating and Procedure Room(s)] is between 1 and 23



2. IP Surgical / Endovascular Satellite Laboratory, Path Svc (CL856)..... 140 NSF (13.1 NSM)

a. *Provide one if [IP Surgical and Endovascular Operating and Procedure Room(s)] is between 1 and 23*

3. IP Surgical / Endovascular Frozen Section Laboratory, Path Svc (CL861)120 NSF (11.2 NSM)

a. *Provide one if [IP Surgical and Endovascular Operating and Procedure Room(s)] is between 1 and 23*

This space is used for the preparation and examination of frozen section tissue specimens.

4. IP Surgical / Endovascular Satellite Pharmacy, Phrm Svc (SV571)120 NSF (11.2 NSM)

a. *Provide one if [IP Surgical and Endovascular Operating and Procedure Room(s)] is between 1 and 23*

5. IP Surgical / Endovascular Medication Room, Phrm Svc (SV583)80 NSF (7.5 NSM)

a. *Provide one if [IP Surgical and Endovascular Operating and Procedure Room(s)] is between 1 and 23*

6. IP Surgical / Endovascular PACS Viewing Room, Imgng Svcs (CI501)120 NSF (11.2 NSM)

a. *Provide one if [IP Surgical and Endovascular Operating and Procedure Room(s)] is between 1 and 5*

b. *Provide one at 200 NSF if [IP Surgical and Endovascular Operating and Procedure Room(s)] is between 6 and 9*

c. *Provide one at 280 NSF if [IP Surgical and Endovascular Operating and Procedure Room(s)] is between 10 and 13*

d. *Provide one at 360 NSF if [IP Surgical and Endovascular Operating and Procedure Room(s)] is between 14 and 17*

e. *Provide one at 380 NSF if [IP Surgical and Endovascular Operating and Procedure Room(s)] is between 18 and 23*

7. IP Surgical / Endovascular Surgery Integration Server Room, OIT (SC399).....100 NSF (9.3 NSM)

a. *Provide one if [IP Surgical and Endovascular Operating and Procedure Room(s)] is between 1 and 23*



8. IP Surgical / Endovascular

Clean Utility Room, Lgstcs Svc (SB737)100 NSF (9.3 NSM)

- a. Provide one if [IP Surgical and Endovascular Operating and Procedure Room(s)] is between 1 and 8
- b. Provide two if [IP Surgical and Endovascular Operating and Procedure Room(s)] is between 9 and 16
- c. Provide three if [IP Surgical and Endovascular Operating and Procedure Room(s)] is between 17 and 23

9. IP Surgical / Endovascular

Crash Cart Alcove, Clncl Sprt (SC052)20 NSF (1.9 NSM)

- a. Provide one if [IP Surgical and Endovascular Operating and Procedure Room(s)] is between 1 and 8
- b. Provide two if [IP Surgical and Endovascular Operating and Procedure Room(s)] is between 9 and 16
- c. Provide three if [IP Surgical and Endovascular Operating and Procedure Room(s)] is between 17 and 23

10. IP Surgical / Endovascular

Soiled Cart Holding Room, Clncl Sprt (SC202)100 NSF (9.3 NSM)

- a. Provide one if [IP Surgical and Endovascular Operating and Procedure Room(s)] is at least one
- b. Provide an additional 15 NSF per each [IP Surgical and Endovascular Operating and Procedure Room(s)] greater than eight (Maximum 310 NSF)

Locate this space adjacent to the soiled case cart elevator entry if the Sterile Processing Service is on a different floor.

11. IP Surgical / Endovascular

Gas Cylinder Storage Room, Lgstcs Svc (SB541)120 NSF (11.2 NSM)

- a. Provide one if [IP Surgical and Endovascular Operating and Procedure Room(s)] is between 1 and 23

This space provides storage for back-up oxygen cylinders.

12. IP Surgical / Endovascular

Waste Disposal Chute Room, Clncl Sprt (SC257)100 NSF (9.3 NSM)

- a. Provide one if [IP Surgical and Endovascular Operating and Procedure Room(s)] is between 1 and 23

13. IP Surgical / Endovascular

Soiled Linen Disposal Chute Room, Clncl Sprt (SC213)100 NSF (9.3 NSM)

- a. Provide one if [IP Surgical and Endovascular Operating and Procedure Room(s)] is between 1 and 23



14. IP Surgical / Endovascular

Housekeeping Aides Closet (HAC), Bldg Sprt (SB244)60 NSF (5.6 NSM)

- a. *Provide one if [IP Surgical and Endovascular Operating and Procedure Room(s)] is between 1 and 10*
- b. *Provide two if [IP Surgical and Endovascular Operating and Procedure Room(s)] is between 11 and 23*

J. FA 10: INPATIENT (IP) SURGICAL / ENDOVASCULAR STAFF AND ADMINISTRATIVE AREA

1. IP Surgical Chief Office, Stff Sprt (SS204)100 NSF (9.3 NSM)

- a. *Provide one if [Standard IP Surgical Complexity authorized] or [Intermediate IP Surgical Complexity authorized] or [Complex IP Surgical Complexity authorized]*

2. IP Endovascular Chief Office, Stff Sprt (SS204)100 NSF (9.3 NSM)

- a. *Provide one if [Intermediate IP Surgical Complexity authorized] or [Complex IP Surgical Complexity authorized]*

3. IP Surgical Assistant Chief Office, Stff Sprt (SS204).....100 NSF (9.3 NSM)

- a. *Provide one if ([Standard IP Surgical Complexity authorized] or [Intermediate IP Surgical Complexity authorized] or [Complex IP Surgical Complexity authorized]) and [IP Surgical and Endovascular Operating and Procedure Room(s)] is between 1 and 10*
- b. *Provide two if ([Standard IP Surgical Complexity authorized] or [Intermediate IP Surgical Complexity authorized] or [Complex IP Surgical Complexity authorized]) and [IP Surgical and Endovascular Operating and Procedure Room(s)] is between 11 and 23*

4. IP Endovascular Assistant Chief Office, Stff Sprt (SS204)100 NSF (9.3 NSM)

- a. *Provide one if ([Intermediate IP Surgical Complexity authorized] or [Complex IP Surgical Complexity authorized]) and [IP Surgical and Endovascular Operating and Procedure Room(s)] is between 1 and 10*
- b. *Provide two if ([Intermediate IP Surgical Complexity authorized] or [Complex IP Surgical Complexity authorized]) and [IP Surgical and Endovascular Operating and Procedure Room(s)] is between 11 and 23*

5. IP Surgical / Endovascular

Anesthesiology Chief Office, Stff Sprt (SS204).....100 NSF (9.3 NSM)

- a. *Provide one if [Standard IP Surgical Complexity authorized] or [Intermediate IP Surgical Complexity authorized] or [Complex IP Surgical Complexity authorized]*



6. IP Surgical / Endovascular

Anesthesiology Assistant Chief Office, Stff Sprt (SS204)100 NSF (9.3 NSM)

- a. *Provide one if ([Standard IP Surgical Complexity authorized] or [Intermediate IP Surgical Complexity authorized] or [Complex IP Surgical Complexity authorized]) and [IP Surgical and Endovascular Operating and Procedure Room(s)] is between 1 and 10*
- b. *Provide two if ([Standard IP Surgical Complexity authorized] or [Intermediate IP Surgical Complexity authorized] or [Complex IP Surgical Complexity authorized]) and [IP Surgical and Endovascular Operating and Procedure Room(s)] is between 11 and 23*

7. IP Surgical / Endovascular

OR Nurse Manager Office, Stff Sprt (SS204)100 NSF (9.3 NSM)

- a. *Provide one if ([Standard IP Surgical Complexity authorized] or [Intermediate IP Surgical Complexity authorized] or [Complex IP Surgical Complexity authorized]) and [IP Surgical and Endovascular Operating and Procedure Room(s)] is between 1 and 10*
- b. *Provide two if ([Standard IP Surgical Complexity authorized] or [Intermediate IP Surgical Complexity authorized] or [Complex IP Surgical Complexity authorized]) and [IP Surgical and Endovascular Operating and Procedure Room(s)] is between 11 and 23*

8. IP Surgical / Endovascular

Nurse Anesthetist Office, Stff Sprt (SS204)100 NSF (9.3 NSM)

- a. *Provide one if ([Standard IP Surgical Complexity authorized] or [Intermediate IP Surgical Complexity authorized] or [Complex IP Surgical Complexity authorized]) and [IP Surgical and Endovascular Operating and Procedure Room(s)] is between 1 and 10*
- b. *Provide two if ([Standard IP Surgical Complexity authorized] or [Intermediate IP Surgical Complexity authorized] or [Complex IP Surgical Complexity authorized]) and [IP Surgical and Endovascular Operating and Procedure Room(s)] is between 11 and 23*

9. IP Surgical / Endovascular

OR Coordinator Office, Stff Sprt (SS204)100 NSF (9.3 NSM)

- a. *Provide one if ([Standard IP Surgical Complexity authorized] or [Intermediate IP Surgical Complexity authorized] or [Complex IP Surgical Complexity authorized]) and [IP Surgical and Endovascular Operating and Procedure Room(s)] is between 1 and 10*
- b. *Provide two if ([Standard IP Surgical Complexity authorized] or [Intermediate IP Surgical Complexity authorized] or [Complex IP Surgical Complexity authorized]) and [IP Surgical and Endovascular Operating and Procedure Room(s)] is between 11 and 23*



10. IP Surgical / Endovascular

Staff Surgeon Workstation, Staff Sppt (SS218)56 NSF (5.3 NSM)

- a. Provide two if ([Standard IP Surgical Complexity authorized] or [Intermediate IP Surgical Complexity authorized] or [Complex IP Surgical Complexity authorized]) and [IP Surgical and Endovascular Operating and Procedure Room(s)] is 1 or 2
- b. Provide four if ([Standard IP Surgical Complexity authorized] or [Intermediate IP Surgical Complexity authorized] or [Complex IP Surgical Complexity authorized]) and [IP Surgical and Endovascular Operating and Procedure Room(s)] is 3 or 4
- c. Provide five if ([Standard IP Surgical Complexity authorized] or [Intermediate IP Surgical Complexity authorized] or [Complex IP Surgical Complexity authorized]) and [IP Surgical and Endovascular Operating and Procedure Room(s)] is 5 or 6
- d. Provide six if ([Standard IP Surgical Complexity authorized] or [Intermediate IP Surgical Complexity authorized] or [Complex IP Surgical Complexity authorized]) and [IP Surgical and Endovascular Operating and Procedure Room(s)] is 7 or 8
- e. Provide seven if ([Standard IP Surgical Complexity authorized] or [Intermediate IP Surgical Complexity authorized] or [Complex IP Surgical Complexity authorized]) and [IP Surgical and Endovascular Operating and Procedure Room(s)] is 9 or 10
- f. Provide eight if ([Standard IP Surgical Complexity authorized] or [Intermediate IP Surgical Complexity authorized] or [Complex IP Surgical Complexity authorized]) and [IP Surgical and Endovascular Operating and Procedure Room(s)] is 11 or 12
- g. Provide nine if ([Standard IP Surgical Complexity authorized] or [Intermediate IP Surgical Complexity authorized] or [Complex IP Surgical Complexity authorized]) and [IP Surgical and Endovascular Operating and Procedure Room(s)] is 13 or 14
- h. Provide ten if ([Standard IP Surgical Complexity authorized] or [Intermediate IP Surgical Complexity authorized] or [Complex IP Surgical Complexity authorized]) and [IP Surgical and Endovascular Operating and Procedure Room(s)] is 15 or 16
- i. Provide eleven if ([Standard IP Surgical Complexity authorized] or [Intermediate IP Surgical Complexity authorized] or [Complex IP Surgical Complexity authorized]) and [IP Surgical and Endovascular Operating and Procedure Room(s)] is 17 or 18
- j. Provide twelve if ([Standard IP Surgical Complexity authorized] or [Intermediate IP Surgical Complexity authorized] or [Complex IP Surgical Complexity authorized]) and [IP Surgical and Endovascular Operating and Procedure Room(s)] is 19 or 20
- k. Provide thirteen if ([Standard IP Surgical Complexity authorized] or [Intermediate IP Surgical Complexity authorized] or [Complex IP Surgical Complexity authorized]) and [IP Surgical and Endovascular Operating and Procedure Room(s)] is between 21 and 23



11. IP Surgical / Endovascular

Scheduler Workstation, Stff Sprt (SS218).....56 NSF (5.3 NSM)

- a. *Provide one if ([Standard IP Surgical Complexity authorized] or [Intermediate IP Surgical Complexity authorized] or [Complex IP Surgical Complexity authorized]) and [IP Surgical and Endovascular Operating and Procedure Room(s)] is between 1 and 10*
- b. *Provide two if ([Standard IP Surgical Complexity authorized] or [Intermediate IP Surgical Complexity authorized] or [Complex IP Surgical Complexity authorized]) and [IP Surgical and Endovascular Operating and Procedure Room(s)] is between 11 and 23*

12. IP Surgical / Endovascular

Administrative Officer (AO) Office, Stff Sprt (SS204)100 NSF (9.3 NSM)

- a. *Provide one if [Standard IP Surgical Complexity authorized] or [Intermediate IP Surgical Complexity authorized] or [Complex IP Surgical Complexity authorized]*

13. IP Surgical / Endovascular

Administration Support Workstation, Stff Sprt (SS218).....56 NSF (5.3 NSM)

- a. *Provide one if ([Standard IP Surgical Complexity authorized] or [Intermediate IP Surgical Complexity authorized] or [Complex IP Surgical Complexity authorized]) and [IP Surgical and Endovascular Operating and Procedure Room(s)] is between 1 and 10*
- b. *Provide two if ([Standard IP Surgical Complexity authorized] or [Intermediate IP Surgical Complexity authorized] or [Complex IP Surgical Complexity authorized]) and [IP Surgical and Endovascular Operating and Procedure Room(s)] is between 11 and 23*

14. IP Surgical / Endovascular

Staff Conference Room, Educ Svc (SS101).....240 NSF (22.3 NSM)

- a. *Provide one if ([Standard IP Surgical Complexity authorized] or [Intermediate IP Surgical Complexity authorized] or [Complex IP Surgical Complexity authorized]) and [IP Surgical and Endovascular Operating and Procedure Room(s)] is 1 or 2*
- b. *Provide one at 300 NSF if ([Standard IP Surgical Complexity authorized] or [Intermediate IP Surgical Complexity authorized] or [Complex IP Surgical Complexity authorized]) and [IP Surgical and Endovascular Operating and Procedure Room(s)] is between 3 and 10*
- c. *Provide one at 500 NSF if ([Standard IP Surgical Complexity authorized] or [Intermediate IP Surgical Complexity authorized] or [Complex IP Surgical Complexity authorized]) and [IP Surgical and Endovascular Operating and Procedure Room(s)] is between 11 and 15*
- d. *Provide one at 675 NSF if ([Standard IP Surgical Complexity authorized] or [Intermediate IP Surgical Complexity authorized] or [Complex IP Surgical Complexity authorized]) and [IP Surgical and Endovascular Operating and Procedure Room(s)] is between 16 and 23*



Allocated NSF accommodates six conference chairs @ 7.5 NSF each, two 5’-0” x 2’-0” tables at 10 NSF each, one credenza @ 8 NSF, and circulation; total six people.

15. IP Surgical / Endovascular

Copy / Supply Room, Stff Sprt (SS272).....100 NSF (9.3 NSM)

- a. *Provide one if ([Standard IP Surgical Complexity authorized] or [Intermediate IP Surgical Complexity authorized] or [Complex IP Surgical Complexity authorized]) and [IP Surgical and Endovascular Operating and Procedure Room(s)] is between 1 and 10*
- b. *Provide two if ([Standard IP Surgical Complexity authorized] or [Intermediate IP Surgical Complexity authorized] or [Complex IP Surgical Complexity authorized]) and [IP Surgical and Endovascular Operating and Procedure Room(s)] is between 11 and 23*

16. IP Surgical / Endovascular

Biomedical Engineer Workroom, Eng Svc (SB334).....150 NSF (14.0 NSM)

- a. *Provide one if ([Intermediate IP Surgical Complexity authorized] or [Complex IP Surgical Complexity authorized])*

17. IP Surgical / Endovascular On-Call Bedroom, Stff Sprt (SS287) ...120 NSF (11.2 NSM)

- a. *Provide one if ([Standard IP Surgical Complexity authorized] or [Intermediate IP Surgical Complexity authorized] or [Complex IP Surgical Complexity authorized]) and [IP Surgical and Endovascular Operating and Procedure Room(s)] is between 1 and 10*
- b. *Provide two if ([Standard IP Surgical Complexity authorized] or [Intermediate IP Surgical Complexity authorized] or [Complex IP Surgical Complexity authorized]) and [IP Surgical and Endovascular Operating and Procedure Room(s)] is between 11 and 23*

Locate near the Operating and Procedure Rooms.

18. IP Surgical / Endovascular

On-Call Room Toilet / Shower, Bldg Sprt (SB196).....85 NSF (7.9 NSM)

- a. *Provide one if ([Standard IP Surgical Complexity authorized] or [Intermediate IP Surgical Complexity authorized] or [Complex IP Surgical Complexity authorized]) and [IP Surgical and Endovascular Operating and Procedure Room(s)] is between 1 and 10*
- b. *Provide two if ([Standard IP Surgical Complexity authorized] or [Intermediate IP Surgical Complexity authorized] or [Complex IP Surgical Complexity authorized]) and [IP Surgical and Endovascular Operating and Procedure Room(s)] is between 11 and 23*

Allocated NSF accommodates one accessible toilet @ 25 NSF, one accessible wall-hung lavatory @ 13 NSF, one accessible shower @ 28 NSF, ABA clearances, and circulation.



19. IP Surgical / Endovascular

Scrubs Distribution Alcove, Clncl Sprt (SC192)30 NSF (2.8 NSM)

- a. Provide one if ([Standard IP Surgical Complexity authorized] or [Intermediate IP Surgical Complexity authorized] or [Complex IP Surgical Complexity authorized]) and [IP Surgical and Endovascular Operating and Procedure Room(s)] is between 1 and 5
- b. Provide two if ([Standard IP Surgical Complexity authorized] or [Intermediate IP Surgical Complexity authorized] or [Complex IP Surgical Complexity authorized]) and [IP Surgical and Endovascular Operating and Procedure Room(s)] is between 6 and 10
- c. Provide three if ([Standard IP Surgical Complexity authorized] or [Intermediate IP Surgical Complexity authorized] or [Complex IP Surgical Complexity authorized]) and [IP Surgical and Endovascular Operating and Procedure Room(s)] is between 11 and 15
- d. Provide four if ([Standard IP Surgical Complexity authorized] or [Intermediate IP Surgical Complexity authorized] or [Complex IP Surgical Complexity authorized]) and [IP Surgical and Endovascular Operating and Procedure Room(s)] is between 16 and 23

Locate near the Operating and Procedure Rooms.

20. IP Surgical / Endovascular

Staff Breakroom, Stff Sprt (SS262).....200 NSF (18.6 NSM)

- a. Provide one if ([Standard IP Surgical Complexity authorized] or [Intermediate IP Surgical Complexity authorized] or [Complex IP Surgical Complexity authorized]) and [IP Surgical and Endovascular Operating and Procedure Room(s)] is 1 or 2
- b. Provide one at 240 NSF if ([Standard IP Surgical Complexity authorized] or [Intermediate IP Surgical Complexity authorized] or [Complex IP Surgical Complexity authorized]) and [IP Surgical and Endovascular Operating and Procedure Room(s)] is between 3 and 10
- c. Provide one at 280 NSF if ([Standard IP Surgical Complexity authorized] or [Intermediate IP Surgical Complexity authorized] or [Complex IP Surgical Complexity authorized]) and [IP Surgical and Endovascular Operating and Procedure Room(s)] is between 11 and 15
- d. Provide one at 320 NSF if ([Standard IP Surgical Complexity authorized] or [Intermediate IP Surgical Complexity authorized] or [Complex IP Surgical Complexity authorized]) and [IP Surgical and Endovascular Operating and Procedure Room(s)] is between 16 and 23

Locate near the Operating and Procedure Rooms.



21. IP Surgical / Endovascular

Female Staff Locker Room, Stff Sprt (SS232)100 NSF (9.3 NSM)

- a. Provide one if ([Standard IP Surgical Complexity authorized] or [Intermediate IP Surgical Complexity authorized] or [Complex IP Surgical Complexity authorized]) and [IP Surgical and Endovascular Operating and Procedure Room(s)] is 1 or 2
- b. Provide one at 120 NSF if ([Standard IP Surgical Complexity authorized] or [Intermediate IP Surgical Complexity authorized] or [Complex IP Surgical Complexity authorized]) and [IP Surgical and Endovascular Operating and Procedure Room(s)] is 3 or 4
- c. Provide one at 140 NSF if ([Standard IP Surgical Complexity authorized] or [Intermediate IP Surgical Complexity authorized] or [Complex IP Surgical Complexity authorized]) and [IP Surgical and Endovascular Operating and Procedure Room(s)] is between 5 and 7
- d. Provide one at 160 NSF if ([Standard IP Surgical Complexity authorized] or [Intermediate IP Surgical Complexity authorized] or [Complex IP Surgical Complexity authorized]) and [IP Surgical and Endovascular Operating and Procedure Room(s)] is between 8 and 10
- e. Provide one at 180 NSF if ([Standard IP Surgical Complexity authorized] or [Intermediate IP Surgical Complexity authorized] or [Complex IP Surgical Complexity authorized]) and [IP Surgical and Endovascular Operating and Procedure Room(s)] is between 11 and 13
- f. Provide one at 200 NSF if ([Standard IP Surgical Complexity authorized] or [Intermediate IP Surgical Complexity authorized] or [Complex IP Surgical Complexity authorized]) and [IP Surgical and Endovascular Operating and Procedure Room(s)] is between 14 and 16
- g. Provide one at 220 NSF if ([Standard IP Surgical Complexity authorized] or [Intermediate IP Surgical Complexity authorized] or [Complex IP Surgical Complexity authorized]) and [IP Surgical and Endovascular Operating and Procedure Room(s)] is between 17 and 19
- h. Provide one at 240 NSF if ([Standard IP Surgical Complexity authorized] or [Intermediate IP Surgical Complexity authorized] or [Complex IP Surgical Complexity authorized]) and [IP Surgical and Endovascular Operating and Procedure Room(s)] is between 20 and 23

Locate near the Operating and Procedure Rooms.



22. IP Surgical / Endovascular

Female Staff Toilet / Shower, Bldg Sprt (SB174).....85 NSF (7.9 NSM)

- a. *Provide one if ([Standard IP Surgical Complexity authorized] or [Intermediate IP Surgical Complexity authorized] or [Complex IP Surgical Complexity authorized]) and [IP Surgical and Endovascular Operating and Procedure Room(s)] is between 1 and 10*
- b. *Provide two if ([Standard IP Surgical Complexity authorized] or [Intermediate IP Surgical Complexity authorized] or [Complex IP Surgical Complexity authorized]) and [IP Surgical and Endovascular Operating and Procedure Room(s)] is between 11 and 23*

Allocated NSF accommodates one accessible toilet @ 25 NSF, one accessible wall-hung lavatory @ 13 NSF, one accessible shower @ 28 NSF, ABA clearances, and circulation.



23. IP Surgical / Endovascular

Male Staff Locker Room, Stff Sprt (SS241)100 NSF (9.3 NSM)

- a. Provide one if ([Standard IP Surgical Complexity authorized] or [Intermediate IP Surgical Complexity authorized] or [Complex IP Surgical Complexity authorized]) and [IP Surgical and Endovascular Operating and Procedure Room(s)] is 1 or 2
- b. Provide one at 120 NSF if ([Standard IP Surgical Complexity authorized] or [Intermediate IP Surgical Complexity authorized] or [Complex IP Surgical Complexity authorized]) and [IP Surgical and Endovascular Operating and Procedure Room(s)] is 3 or 4
- c. Provide one at 140 NSF if ([Standard IP Surgical Complexity authorized] or [Intermediate IP Surgical Complexity authorized] or [Complex IP Surgical Complexity authorized]) and [IP Surgical and Endovascular Operating and Procedure Room(s)] is between 5 and 7
- d. Provide one at 160 NSF if ([Standard IP Surgical Complexity authorized] or [Intermediate IP Surgical Complexity authorized] or [Complex IP Surgical Complexity authorized]) and [IP Surgical and Endovascular Operating and Procedure Room(s)] is between 8 and 10
- e. Provide one at 180 NSF if ([Standard IP Surgical Complexity authorized] or [Intermediate IP Surgical Complexity authorized] or [Complex IP Surgical Complexity authorized]) and [IP Surgical and Endovascular Operating and Procedure Room(s)] is between 11 and 13
- f. Provide one at 200 NSF if ([Standard IP Surgical Complexity authorized] or [Intermediate IP Surgical Complexity authorized] or [Complex IP Surgical Complexity authorized]) and [IP Surgical and Endovascular Operating and Procedure Room(s)] is between 14 and 16
- g. Provide one at 220 NSF if ([Standard IP Surgical Complexity authorized] or [Intermediate IP Surgical Complexity authorized] or [Complex IP Surgical Complexity authorized]) and [IP Surgical and Endovascular Operating and Procedure Room(s)] is between 17 and 19
- h. Provide one at 240 NSF if ([Standard IP Surgical Complexity authorized] or [Intermediate IP Surgical Complexity authorized] or [Complex IP Surgical Complexity authorized]) and [IP Surgical and Endovascular Operating and Procedure Room(s)] is between 20 and 23

Locate near the Operating and Procedure Rooms.



24. IP Surgical / Endovascular

Male Staff Toilet / Shower, Bldg Sprt (SB185)85 NSF (7.9 NSM)

- a. Provide one if ([Standard IP Surgical Complexity authorized] or [Intermediate IP Surgical Complexity authorized] or [Complex IP Surgical Complexity authorized]) and [IP Surgical and Endovascular Operating and Procedure Room(s)] is between 1 and 10
- b. Provide two if ([Standard IP Surgical Complexity authorized] or [Intermediate IP Surgical Complexity authorized] or [Complex IP Surgical Complexity authorized]) and [IP Surgical and Endovascular Operating and Procedure Room(s)] is between 11 and 23

Allocated NSF accommodates one accessible toilet @ 25 NSF, one accessible wall-hung lavatory @ 13 NSF, one accessible shower @ 28 NSF, ABA clearances, and circulation.

K. FA 11: INPATIENT (IP) SURGICAL / ENDOVASCULAR EDUCATION AREA

1. IP Surgical Residency

Program Director Office, Stff Sprt (SS204)100 NSF (9.3 NSM)

- a. Provide one if ([Standard IP Surgical Complexity authorized] or [Intermediate IP Surgical Complexity authorized] or [Complex IP Surgical Complexity authorized])

2. IP Endovascular Residency

Program Director Office, Stff Sprt (SS204)100 NSF (9.3 NSM)

- a. Provide one if ([Intermediate IP Surgical Complexity authorized] or [Complex IP Surgical Complexity authorized])

3. IP Surgical Resident / Student Workstation, Stff Sprt (SS217)48 NSF (4.5 NSM)

- a. Provide four if ([Standard IP Surgical Complexity authorized] or [Intermediate IP Surgical Complexity authorized] or [Complex IP Surgical Complexity authorized]) and [IP Surgical and Endovascular Operating and Procedure Room(s)] is between 1 and 5
- b. Provide six if ([Intermediate IP Surgical Complexity authorized] or [Complex IP Surgical Complexity authorized]) and ([IP Surgical and Endovascular Operating and Procedure Room(s)] is between 6 and 9
- c. Provide eight if ([Intermediate IP Surgical Complexity authorized] or [Complex IP Surgical Complexity authorized]) and [IP Surgical and Endovascular Operating and Procedure Room(s)] is between 10 and 13
- d. Provide ten if ([Intermediate IP Surgical Complexity authorized] or [Complex IP Surgical Complexity authorized]) and [IP Surgical and Endovascular Operating and Procedure Room(s)] is between 14 and 17
- e. Provide twelve if ([Intermediate IP Surgical Complexity authorized] or [Complex IP Surgical Complexity authorized]) and [IP Surgical and Endovascular Operating and Procedure Room(s)] is between 18 and 23



4. IP

Endovascular Resident / Student Workstation, Stff Sprt (SS217)48 NSF (4.5 NSM)

- a. Provide two if ([Intermediate IP Surgical Complexity authorized] or [Complex IP Surgical Complexity authorized]) and [IP Surgical and Endovascular Operating and Procedure Room(s)] is between 1 and 5
- b. Provide four if ([Intermediate IP Surgical Complexity authorized] or [Complex IP Surgical Complexity authorized]) and [IP Surgical and Endovascular Operating and Procedure Room(s)] is between 6 and 10
- c. Provide six if ([Intermediate IP Surgical Complexity authorized] or [Complex IP Surgical Complexity authorized]) and [IP Surgical and Endovascular Operating and Procedure Room(s)] is between 11 and 15
- d. Provide eight if ([Intermediate IP Surgical Complexity authorized] or [Complex IP Surgical Complexity authorized]) and [IP Surgical and Endovascular Operating and Procedure Room(s)] is between 16 and 23

5. IP Surgical / Endovascular Resident

Training Room, Educ Svc (SS111)545 NSF (50.7 NSM)

- a. Provide one if ([Standard IP Surgical Complexity authorized] or [Intermediate IP Surgical Complexity authorized] or [Complex IP Surgical Complexity authorized]) and [IP Surgical and Endovascular Operating and Procedure Room(s)] is 1 or 2
- b. Provide one at 590 NSF if ([Standard IP Surgical Complexity authorized] or [Intermediate IP Surgical Complexity authorized] or [Complex IP Surgical Complexity authorized]) and [IP Surgical and Endovascular Operating and Procedure Room(s)] is between 3 and 8
- c. Provide one at 630 NSF if ([Standard IP Surgical Complexity authorized] or [Intermediate IP Surgical Complexity authorized] or [Complex IP Surgical Complexity authorized]) and [IP Surgical and Endovascular Operating and Procedure Room(s)] is between 9 and 12
- d. Provide one at 675 NSF if ([Standard IP Surgical Complexity authorized] or [Intermediate IP Surgical Complexity authorized] or [Complex IP Surgical Complexity authorized]) and [IP Surgical and Endovascular Operating and Procedure Room(s)] is between 13 and 16
- e. Provide one at 715 NSF if ([Standard IP Surgical Complexity authorized] or [Intermediate IP Surgical Complexity authorized] or [Complex IP Surgical Complexity authorized]) and [IP Surgical and Endovascular Operating and Procedure Room(s)] is between 17 and 23

Allocated NSF accommodates sixteen task chairs @ 7.5 NSF each, eight 5'-0" x 2'-0" tables at 10 NSF each, one credenza @ 8 NSF, one lectern @ 9 NSF, and circulation; total sixteen people.

6 INPUT DATA STATEMENTS (IDS) - AMBULATORY SURGERY CENTER (ASC)

- A. Is a Basic Ambulatory Surgery Center (ASC) authorized? (M)
- B. Is an Advanced Ambulatory Surgery Center (ASC) authorized? (M)



- C. How many additional ASC General Operating Rooms are required by OSPA at the ADUSH / OPP for this Basic ASC location? (W) (Values: 0, 1, 2)
- D. How many additional ASC General Operating Rooms are required by OSPA at the ADUSH / OPP for this Advanced ASC location? (W) (Values: 0, 1, 2, 3)
- E. Is an ASC Urology / Cystoscopy OR required by OSPA at the ADUSH / OPP for this Advanced ASC location? (M)

7 SPACE PLANNING CRITERIA – AMBULATORY SURGERY CENTER (ASC)

A. FA 12: AMBULATORY SURGERY CENTER (ASC) RECEPTION AREA

FA Condition: [*Basic Ambulatory Surgery Center (ASC) authorized*] or [*Advanced Ambulatory Surgery Center (ASC) authorized*]

- 1. ASC Waiting, Bldg Sprt (SB003)170 NSF (15.8 NSM)**
 - a. Provide one if [*ASC Operating Rooms*] is 1
 - b. Provide one at 260 NSF if [*ASC Operating Rooms*] is 2
 - c. Provide one at 330 NSF if [*ASC Operating Rooms*] is 3
 - d. Provide one at 415 NSF if [*ASC Operating Rooms*] is 4
 - e. Provide one at 520 NSF if [*ASC Operating Rooms*] is 5
 - f. Provide one at 540 NSF if [*ASC Operating Rooms*] is 6

Locate adjacent to the patient entrance. It shall be under visual control of the Reception / Registration.

- 2. ASC Family Waiting, Bldg Sprt (SB051).....125 NSF (11.7 NSM)**
 - a. Provide one if [*ASC Operating Rooms*] is between 1 and 6

Allocated NSF accommodates two standard chairs @ 9 NSF each, one bariatric chair at 14 NSF, one accessible space @ 10 NSF, one child table and chairs @ 50 NSF, and circulation; total eight people. This space shall be incorporated within the Ambulatory Surgery Center (ASC) General Waiting.

- 3. ASC Reception / Registration, Clncl Sprt (SC183).....260 NSF (24.2 NSM)**
 - a. Provide one if [*ASC Operating Rooms*] is between 1 and 6

Allocated NSF accommodates three Receptionist FTEs, patient privacy area, and circulation.

- 4. ASC Patient Check-in Kiosk, Clncl Sprt (SC165).....55 NSF (5.2 NSM)**
 - a. Provide one if [*ASC Operating Rooms*] is between 1 and 3
 - b. Provide two if [*ASC Operating Rooms*] is between 4 and 6

Allocated NSF accommodates three Display Kiosks, patient privacy area, and circulation.



- 5. **ASC Visitor Toilet, Bldg Sprt (SB191).....60 NSF (5.6 NSM)**
a. Provide two if [ASC Operating Rooms] is between 1 and 6

Allocated NSF accommodates one accessible toilet @ 25 NSF, one wall-hung lavatory @ 12 NSF, ABA clearances, and circulation. Locate near Ambulatory Surgery Center (ASC) General Waiting.

- 6. **ASC Family Toilet, Bldg Sprt (SB136).....80 NSF (7.5 NSM)**
a. Provide one if [ASC Operating Rooms] is between 1 and 6

- 7. **ASC Patient Education Kiosk, Cncl Sprt (SC170).....40 NSF (3.8 NSM)**
a. Provide one if [ASC Operating Rooms] is between 1 and 6

This Kiosk is used to provide medical information for patients and visitors. Locate accessible to Ambulatory Surgery Center (ASC) General Waiting.

- 8. **ASC Patient Education Room, Cncl Sprt (SC171).....120 NSF (11.2 NSM)**
a. Provide one if [ASC Operating Rooms] is between 1 and 6

This space is used for private patient education and for electronic / printed medical information for patients and visitors. Locate near Ambulatory Surgery Center (ASC) General Waiting.

- 9. **ASC Consult Room, Cncl Sprt (SC271).....120 NSF (11.2 NSM)**
a. Provide one if [ASC Operating Rooms] is between 1 and 4
b. Provide two if [ASC Operating Rooms] is 5 or 6

- 10. **ASC Refreshment Center, F&N Svc (SV381).....40 NSF (3.8 NSM)**
a. Provide one if [ASC Operating Rooms] is 1 or 2
b. Provide one at 60 NSF if [ASC Operating Rooms] is between 3 and 6

- 11. **ASC Wheelchair / Stretcher Alcove, Bldg Sprt (SB252)30 NSF (2.8 NSM)**
a. Provide one if [ASC Operating Rooms] is between 1 and 6

B. FA 13: AMBULATORY SURGERY CENTER (ASC) PRE-PROCEDURE ASSESSMENT UNIT AREA

FA Condition: [Basic Ambulatory Surgery Center (ASC) authorized] or [Advanced Ambulatory Surgery Center (ASC) authorized]

- 1. **ASC Pre-Op Assessment Patient Waiting, Bldg Sprt (SB003)100 NSF (9.3 NSM)**
a. Provide one if [ASC Operating Rooms] is 1 or 2
b. Provide one at 110 NSF if [ASC Operating Rooms] is between 3 and 6

- 2. **ASC Pre-Op Assessment Reception / Registration, Cncl Sprt (SC183)85 NSF (7.9 NSM)**
a. Provide one if [ASC Operating Rooms] is 1 or 2
b. Provide one at 260 NSF if [ASC Operating Rooms] is between 3 and 6



Allocated NSF accommodates two Receptionist FTEs, patient privacy area, and circulation. This space is used for patient check-in, scheduling activities, and storage of patients’ surgical charts.

- 3. ASC Pre-Op Assessment Exam Room, Surg Svc (CS111)120 NSF (11.2 NSM)**
 - a. Provide one if [ASC Operating Rooms] is between 1 and 3*
 - b. Provide two if [ASC Operating Rooms] is between 4 and 6*

- 4. ASC Pre-Op Assessment Patient Toilet, Bldg Sprt (SB201)60 NSF (5.6 NSM)**
 - a. Provide two if [ASC Operating Rooms] is between 1 and 6*

Allocated NSF accommodates one accessible toilet @ 25 NSF, one accessible wall-hung lavatory @ 13 NSF, ABA clearances, and circulation. This space is used to collect Ambulatory Surgery Center (ASC) pre-operative patients' urine specimens.

- 5. ASC Pre-Op Assessment Specimen Collection, Clncl Sprt (SC228).....60 NSF (5.6 NSM)**
 - a. Provide one if [ASC Operating Rooms] is between 1 and 6*

This space is used for labeling and collecting specimens to forward to the main laboratory for processing. Locate adjacent to the Ambulatory Surgery Center (ASC) Pre-Procedure Assessment Unit Reception / Registration.

- 6. ASC Pre-Op Assessment Clean Utility Room, Lgstcs Svc (SB737)60 NSF (5.6 NSM)**
 - a. Provide one if [ASC Operating Rooms] is 1 or 2*
 - b. Provide one at 80 NSF if [ASC Operating Rooms] is between 3 and 6*

- 7. ASC Pre-Op Assessment Soiled Utility Room, Lgstcs Svc (SB743).....80 NSF (7.5 NSM)**
 - a. Provide one if [ASC Operating Rooms] is 1 or 2*
 - b. Provide one at 100 NSF if [ASC Operating Rooms] is between 3 and 6*

- 8. ASC Pre-Op Assessment Team Room, Clncl Sprt (SC243)120 NSF (11.2 NSM)**
 - a. Provide one if [ASC Operating Rooms] is 1 or 2*
 - b. Provide one at 240 NSF if [ASC Operating Rooms] is between 3 and 6*

This shared workspace is for anesthesia providers, nurses, and other Ambulatory Surgery Center (ASC) Pre-Procedure Assessment Unit staff not assigned a dedicated office or workstation.

- 9. ASC Pre-Op Assessment Equipment / Clean Supply Storage Room, Surg Svc (CS116)120 NSF (11.2 NSM)**
 - a. Provide one if [ASC Operating Rooms] is 1 or 2*
 - b. Provide one at 140 NSF if [ASC Operating Rooms] is between 3 and 6*

This space is used to store equipment and clean supplies.



**C. FA 14: AMBULATORY SURGERY CENTER (ASC) PRE-OPERATIVE HOLDING / PHASE II
RECOVERY PATIENT AREA**

FA Condition: [Basic Ambulatory Surgery Center (ASC) authorized] or [Advanced Ambulatory Surgery Center (ASC) authorized]

1. ASC Pre-OP / Phase II

Female Patient Locker Room, Bldg Sprt (SB209)100 NSF (9.3 NSM)

a. Provide one if [ASC Operating Rooms] is between 1 and 6

2. ASC Pre-OP / Phase II Female Patient Toilet, Bldg Sprt (SB201)60 NSF (5.6 NSM)

a. Provide one if [ASC Operating Rooms] is between 1 and 6

Allocated NSF accommodates one accessible toilet @ 25 NSF, one accessible wall-hung lavatory @ 13 NSF, ABA clearances, and circulation.

3. ASC Pre-OP / Phase II

Male Patient Locker Room, Bldg Sprt (SB210).....100 NSF (9.3 NSM)

a. Provide one if [ASC Operating Rooms] is between 1 and 6

4. ASC Pre-OP / Phase II

Male Patient Toilet, Bldg Sprt (SB201)60 NSF (5.6 NSM)

a. Provide one if [ASC Operating Rooms] is between 1 and 6

Allocated NSF accommodates one accessible toilet @ 25 NSF, one accessible wall-hung lavatory @ 13 NSF, ABA clearances, and circulation.

5. ASC Pre-OP / Phase II Patient Bay, Cncl Sprt (SC291).....140 NSF (13.1 NSM)

a. Provide five if [ASC Operating Rooms] is 1 or 2

b. Provide eight if [ASC Operating Rooms] is 3

c. Provide eleven if [ASC Operating Rooms] is 4

d. Provide fourteen if [ASC Operating Rooms] is 5

e. Provide seventeen if [ASC Operating Rooms] is 6

6. ASC Pre-OP / Phase II

Patient Holding Room, Cncl Sprt (SC293)140 NSF (13.1 NSM)

a. Provide one if [ASC Operating Rooms] is between 1 and 6

7. ASC Pre-OP / Phase II Patient Toilet, Bldg Sprt (SB201)60 NSF (5.6 NSM)

a. Provide one if [ASC Operating Rooms] is 1 or 2

b. Provide two if [ASC Operating Rooms] is between 3 and 6

Allocated NSF accommodates one accessible toilet @ 25 NSF, one accessible wall-hung lavatory @ 13 NSF, ABA clearances, and circulation.

8. ASC Pre-OP / Phase II Nurse Station, Cncl Sprt (SC152)120 NSF (11.2 NSM)

a. Provide one if [ASC Operating Rooms] is 1 or 2

b. Provide one at 160 NSF if [ASC Operating Rooms] is between 3 and 6

Resulting NSF may be distributed, centralized, or decentralized, to accommodate floor plan design.



- 9. **ASC Pre-OP / Phase II Provider Workroom, Clncl Sprt (SC231)....120 NSF (11.2 NSM)**
 - a. *Provide one if [ASC Operating Rooms] is between 1 and 6*

Allocated NSF may be provided centralized or decentralized during project design.
This is a touchdown space for dictation and charting.
- 10. **ASC Pre-OP / Phase II Handwashing Station, Clncl Sprt (SC189).....10 NSF (1.0 NSM)**
 - a. *Provide one if [ASC Operating Rooms] is 1 or 2*
 - b. *Provide two if [ASC Operating Rooms] is between 3 and 6*
- 11. **ASC Pre-OP / Phase II Nourishment Room, F&N Svc (SV272).....60 NSF (5.6 NSM)**
 - a. *Provide one if [ASC Operating Rooms] is 1 or 2*
 - b. *Provide one at 80 NSF if [ASC Operating Rooms] is between 3 and 6*
- 12. **ASC Pre-OP / Phase II PACS Viewing Room, Imgng Svcs (CI501)..120 NSF (11.2 NSM)**
 - a. *Provide one if [ASC Operating Rooms] is between 1 and 6*
- 13. **ASC Pre-OP / Phase II Crash Cart Alcove, Clncl Sprt (SC052)20 NSF (1.9 NSM)**
 - a. *Provide one if [ASC Operating Rooms] is between 1 and 6*
- 14. **ASC Pre-OP / Phase II Clean Linen Room, EMS (SC471)80 NSF (7.5 NSM)**
 - a. *Provide one if [ASC Operating Rooms] is 1 or 2*
 - b. *Provide one at 100 NSF if [ASC Operating Rooms] is between 3 and 6*
- 15. **ASC Pre-OP / Phase II**
Portable Imaging Alcove, Clncl Sprt (SC180)30 NSF (2.8 NSM)
 - a. *Provide one if [ASC Operating Rooms] is between 1 and 6*
- 16. **ASC Pre-OP / Phase II Clean Utility Room, Lgstcs Svc (SB737).....80 NSF (7.5 NSM)**
 - a. *Provide one if [ASC Operating Rooms] is 1 or 2*
 - b. *Provide one at 100 NSF if [ASC Operating Rooms] is between 3 and 6*
- 17. **ASC Pre-OP / Phase II Soiled Utility Room, Lgstcs Svc (SB743)80 NSF (7.5 NSM)**
 - a. *Provide one if [ASC Operating Rooms] is 1 or 2*
 - b. *Provide one at 100 NSF if [ASC Operating Rooms] is between 3 and 6*
- 18. **ASC Pre-OP / Phase II**
Equipment Storage Moosburg Svc (CS121)120 NSF (11.2 NSM)
 - a. *Provide one if [ASC Operating Rooms] is between 1 and 6*
- 19. **ASC Pre-OP / Phase II**
Housekeeping Aides Closet (HAC), Bldg Sprt (SB244)60 NSF (5.6 NSM)
 - a. *Provide one if [ASC Operating Rooms] is between 1 and 6*
- 20. **ASC Pre-OP / Phase II Staff Breakroom, Stff Sprt (SS262)120 NSF (11.2 NSM)**
 - a. *Provide one if [ASC Operating Rooms] is 1 or 2*
 - b. *Provide one at 140 NSF if [ASC Operating Rooms] is 3 or 4*
 - c. *Provide one at 160 NSF if [ASC Operating Rooms] is 5 or 6*
- 21. **ASC Pre-OP / Phase II Staff Toilet, Bldg Sprt (SB191).....60 NSF (5.6 NSM)**
 - a. *Provide two if [ASC Operating Rooms] is between 1 and 6*



Allocated NSF accommodates one accessible toilet @ 25 NSF, one wall-hung lavatory @ 12 NSF, ABA clearances, and circulation.

D. FA 15: AMBULATORY SURGERY CENTER (ASC) ANESTHESIA PROCEDURE PATIENT AREA

FA Condition: *[Basic Ambulatory Surgery Center (ASC) authorized]* or *[Advanced Ambulatory Surgery Center (ASC) authorized]*

1. ASC Anesthesia Induction / Procedure Moosburg Svc (CS126) ...360 NSF (33.5 NSM)

a. *Provide one if [ASC Operating Rooms] is between 1 and 6*

Allocated NSF accommodates two patient beds. Space is used for placement of blocks and other anesthesia procedures that need to be conducted prior to a patient's surgical procedure.

2. ASC Anesthesia Induction / Procedure Room Nurse Station, Clncl Sprt (SC152)60 NSF (5.6 NSM)

a. *Provide one if [ASC Operating Rooms] is between 1 and 6*

This space allows monitoring of patients who have had regional blocks or other anesthesia procedures. This space may be combined with the Ambulatory Surgery Center (ASC) Nurse Station for the Ambulatory Surgery Center (ASC) Pre-Operative Holding / Phase II Recovery Patient Area.

3. ASC Clean Anesthesia Workroom, Surg Svc (CS131)240 NSF (22.3 NSM)

a. *Provide one if [ASC Operating Rooms] is between 1 and 6*

4. ASC Anesthesia Equipment Room, Surg Svc (CS136)120 NSF (11.2 NSM)

a. *Provide one if [ASC Operating Rooms] is between 1 and 6*

5. ASC Anesthesia Medication Room, Phrm Svc (SV583)80 NSF (7.5 NSM)

a. *Provide one if [ASC Operating Rooms] is between 1 and 6*

6. ASC Anesthesiology Team Room, Clncl Sprt (SC243)120 NSF (11.2 NSM)

- a. *Provide one if [ASC Operating Rooms] is 1 or 2*
- b. *Provide one at 180 NSF if [ASC Operating Rooms] is 3 or 4*
- c. *Provide one at 240 NSF if [ASC Operating Rooms] is 5 or 6*

Minimum allocated NSF provides space for six computer workstations.

E. FA 16: AMBULATORY SURGERY CENTER (ASC) PATIENT AREA

1. ASC Surgical Control Station, Surg Svc (CS139)120 NSF (11.2 NSM)

a. *Provide one if [ASC Operating Rooms] is between 1 and 6 and ([Basic Ambulatory Surgery Center (ASC) authorized] or [Advanced Ambulatory Surgery Center (ASC) authorized])*

Locate this space to allow visual observation of all traffic coming into the semi-restricted area of the Ambulatory Surgery Center (ASC) Surgical Service Patient Area. The Ambulatory Surgery Center (ASC) Surgical Program Scheduler may be located here.



- 2. ASC General Operating Room (OR), Surg Svc (CS141).....650 NSF (60.4 NSM)**
 - a. Provide one per each [additional ASC General Operating Room(s) required by OSPA at the ADUSH / OPP for this Basic ASC location] + 2 if [Basic Ambulatory Surgery Center (ASC) authorized]
 - b. Provide one per each [additional ASC General Operating Room(s) required by OSPA at the ADUSH / OPP for this Advanced ASC location] + 2 if [Advanced Ambulatory Surgery Center (ASC) authorized]

- 3. ASC General OR Equipment Room, Surg Svc (CS142).....200 NSF (18.6 NSM)**
 - a. Provide one if [ASC Operating Rooms] is between 1 and 4 and ([Basic Ambulatory Surgery Center (ASC) authorized] or [Advanced Ambulatory Surgery Center (ASC) authorized])
 - b. Provide one at 250 NSF if ([ASC Operating Rooms] is 5 or 6) and ([Basic Ambulatory Surgery Center (ASC) authorized] or [Advanced Ambulatory Surgery Center (ASC) authorized])

- 4. ASC Urology / Cystoscopy Operating Room (OR), Surg Svc (CS151) ...650 NSF (60.4 NSM)**
 - a. Provide one if [an ASC Urology / Cystoscopy Operating Room (OR) is required by OSPA at the ADUSH / OPP for this Advanced ASC location]

This OR provides a fixed operating table; fluoroscopy shielded control is provided within the room. Coordinate final location of this space with Urology Clinic.

- 5. ASC Urology / Cystoscopy OR Equipment Room, Surg Svc (CS152)100 NSF (9.3 NSM)**
 - a. Provide one per each [ASC Urology / Cystoscopy Operating Room (OR)]

- 6. ASC Surgical Scrub Sink Alcove, Clncl Sprt (SC199)20 NSF (1.9 NSM)**
 - a. Provide one if [ASC Operating Rooms] is 1 and ([Basic Ambulatory Surgery Center (ASC) authorized] or [Advanced Ambulatory Surgery Center (ASC) authorized])
 - b. Provide two if [ASC Operating Rooms] is 2 and ([Basic Ambulatory Surgery Center (ASC) authorized] or [Advanced Ambulatory Surgery Center (ASC) authorized])
 - c. Provide three if [ASC Operating Rooms] is 3 and ([Basic Ambulatory Surgery Center (ASC) authorized] or [Advanced Ambulatory Surgery Center (ASC) authorized])
 - d. Provide four if [ASC Operating Rooms] is 4 and ([Basic Ambulatory Surgery Center (ASC) authorized] or [Advanced Ambulatory Surgery Center (ASC) authorized])
 - e. Provide five if [ASC Operating Rooms] is 5 and ([Basic Ambulatory Surgery Center (ASC) authorized] or [Advanced Ambulatory Surgery Center (ASC) authorized])
 - f. Provide six if [ASC Operating Rooms] is 6 and ([Basic Ambulatory Surgery Center (ASC) authorized] or [Advanced Ambulatory Surgery Center (ASC) authorized])



- 7. ASC Surgical Stretcher Alcove, Bldg Sprt (SB253)40 NSF (3.8 NSM)**
 - a. Provide one if ([ASC Operating Rooms] is 1 or 2) and ([Basic Ambulatory Surgery Center (ASC) authorized] or [Advanced Ambulatory Surgery Center (ASC) authorized])
 - b. Provide two if ([ASC Operating Rooms] is 3 or 4) and ([Basic Ambulatory Surgery Center (ASC) authorized] or [Advanced Ambulatory Surgery Center (ASC) authorized])
 - c. Provide three if ([ASC Operating Rooms] is 5 or 6) and ([Basic Ambulatory Surgery Center (ASC) authorized] or [Advanced Ambulatory Surgery Center (ASC) authorized])

Locate resulting spaces near each Ambulatory Surgery Center (ASC) Operating Room’s entry doors. This area can be used for patient beds, patient specialty beds, stretchers, and gurneys.

F. FA 17: AMBULATORY SURGERY CENTER (ASC) CLEAN CORE AREA

FA Condition: [Basic Ambulatory Surgery Center (ASC) authorized] or [Advanced Ambulatory Surgery Center (ASC) authorized]

- 1. ASC Clean Core, Surg Svc (CS231)660 NSF (61.4 NSM)**
 - a. Provide one if [ASC Operating Rooms] is 1 or 2
 - b. Provide one at 990 NSF if [ASC Operating Rooms] is 3 or 4
 - c. Provide one at 1,320 NSF if [ASC Operating Rooms] is 5 or 6

Minimum allocated NSF accommodates sterile supplies, holding area for clean case carts and blanket warmer for two Ambulatory Surgery Center (ASC) Operating Rooms. An Ambulatory Surgery Center (ASC) Clean Core Area shall serve a maximum of eight ORs in a "pod" configuration; the minimum number of ORs in a "pod" shall be two.

- 2. ASC Blood Bank Alcove, Surg Svc (CS236)30 NSF (2.8 NSM)**
 - a. Provide one if [ASC Operating Rooms] is between 1 and 6
- 3. ASC Clean Cart Holding, Clncl Sprt (SC016).....120 NSF (11.2 NSM)**
 - a. Provide one if [ASC Operating Rooms] is between 1 and 6

Locate this space immediately adjacent to the Clean Case Cart Elevator if Sterile Processing Service is on a different floor than the Ambulatory Surgery Center (ASC) Surgical Services.

G. FA 18: AMBULATORY SURGERY CENTER (ASC) POST-ANESTHESIA CARE UNIT (PACU) / PHASE I RECOVERY PATIENT AREA

FA Condition: [Basic Ambulatory Surgery Center (ASC) authorized] or [Advanced Ambulatory Surgery Center (ASC) authorized]

- 1. ASC PACU / Phase I Patient Bay, Surg Svc (CS241).....110 NSF (10.3 NSM)**
 - a. Provide three if [ASC Operating Rooms] is 1 or 2
 - b. Provide five if [ASC Operating Rooms] is 3 or 4
 - c. Provide seven if [ASC Operating Rooms] is 5 or 6



2. **ASC PACU / Phase I**
Airborne Infection Isolation (All) Room, Surg Svc (CS242)150 NSF (14.0 NSM)
a. Provide one if [ASC Operating Rooms] is between 1 and 6
3. **ASC PACU / Phase I**
Airborne Infection Isolation (All) Anteroom, Surg Svc (CS243)80 NSF (7.5 NSM)
a. Provide one if [ASC Operating Rooms] is between 1 and 6
4. **ASC PACU / Phase I Nurse Station, Clncl Sprt (SC152)120 NSF (11.2 NSM)**
a. Provide one if [ASC Operating Rooms] is between 1 and 6

 Resulting NSF may be distributed, centralized, or decentralized, to accommodate floor plan design.
5. **ASC PACU / Phase I Handwashing Station, Clncl Sprt (SC189).....10 NSF (1.0 NSM)**
a. Provide one if [ASC Operating Rooms] is 1 or 2
b. Provide two if [ASC Operating Rooms] is 3 or 4
c. Provide three if [ASC Operating Rooms] is 5 or 6
6. **ASC PACU / Phase I PACS Viewing Room, Imgng Svcs (CI501).....160 NSF (14.9 NSM)**
a. Provide one if [ASC Operating Rooms] is between 1 and 6
7. **ASC PACU / Phase I Medication Room, Phrm Svc (SV583)80 NSF (7.5 NSM)**
a. Provide one if [ASC Operating Rooms] is between 1 and 6
8. **ASC PACU / Phase I Clean Utility Room, Lgstcs Svc (SB737)120 NSF (11.2 NSM)**
a. Provide one if [ASC Operating Rooms] is between 1 and 6
9. **ASC PACU / Phase I Soiled Utility Room, Lgstcs Svc (SB743)100 NSF (9.3 NSM)**
a. Provide one if [ASC Operating Rooms] is between 1 and 6
10. **ASC PACU / Phase I Crash Cart Alcove, Clncl Sprt (SC052)20 NSF (1.9 NSM)**
a. Provide one if [ASC Operating Rooms] is between 1 and 6
11. **ASC PACU / Phase I Clean Linen Alcove, EMS (SC467)40 NSF (3.8 NSM)**
a. Provide one if [ASC Operating Rooms] is between 1 and 6
12. **ASC PACU / Phase I Portable Imaging Alcove, Clncl Sprt (SC180)40 NSF (3.8 NSM)**
a. Provide one if [ASC Operating Rooms] is between 1 and 6
13. **ASC PACU / Phase I Blanket Warmer Alcove, Clncl Sprt (SC010)20 NSF (1.9 NSM)**
a. Provide one if [ASC Operating Rooms] is between 1 and 6
14. **ASC PACU / Phase I**
Medical Equipment Storage Room, Surg Svc (CS251)100 NSF (9.3 NSM)
a. Provide one if [ASC Operating Rooms] is between 1 and 6
15. **ASC PACU / Phase I**
Housekeeping Aides Closet (HAC), Bldg Sprt (SB244)60 NSF (5.6 NSM)
a. Provide one if [ASC Operating Rooms] is between 1 and 6



- 16. ASC PACU / Phase I Staff Breakroom, Stff Sprt (SS262)120 NSF (11.2 NSM)**
 - a. Provide one if [ASC Operating Rooms] is 1
 - b. Provide one at 140 NSF if [ASC Operating Rooms] is 2
 - c. Provide one at 160 NSF if [ASC Operating Rooms] is 3
 - d. Provide one at 180 NSF if [ASC Operating Rooms] is 4
 - e. Provide one at 200 NSF if [ASC Operating Rooms] is 5
 - f. Provide one at 220 NSF if [ASC Operating Rooms] is 6

- 17. ASC PACU / Phase I Staff Toilet, Bldg Sprt (SB191)60 NSF (5.6 NSM)**
 - a. Provide two if [ASC Operating Rooms] is between 1 and 6

Allocated NSF accommodates one accessible toilet @ 25 NSF, one wall-hung lavatory @ 12 NSF, ABA clearances, and circulation.

H. FA 19: AMBULATORY SURGERY CENTER (ASC) SUPPORT AREA

- 1. ASC Instrument Room, Surg Svc (CS256).....100 NSF (9.3 NSM)**
 - a. Provide one if ([Basic Ambulatory Surgery Center (ASC) authorized] or [Advanced Ambulatory Surgery Center (ASC) authorized])

- 2. ASC Satellite Laboratory, Path Svc (CL856)140 NSF (13.1 NSM)**
 - a. Provide one if [Advanced Ambulatory Surgery Center (ASC) authorized]

- 3. ASC Frozen Section Laboratory, Path Svc (CL861).....120 NSF (11.2 NSM)**
 - a. Provide one if [Advanced Ambulatory Surgery Center (ASC) authorized]

This space is used for the preparation and examination of frozen section tissue specimens.

- 4. ASC Satellite Pharmacy, Phrm Svc (SV571)120 NSF (11.2 NSM)**
 - a. Provide one if [Advanced Ambulatory Surgery Center (ASC) authorized]

- 5. ASC Medication Room, Phrm Svc (SV583).....80 NSF (7.5 NSM)**
 - a. Provide one if ([Basic Ambulatory Surgery Center (ASC) authorized] or [Advanced Ambulatory Surgery Center (ASC) authorized])

- 6. ASC PACS Viewing Room, Imgng Svcs (CI501)120 NSF (11.2 NSM)**
 - a. Provide one if ([Basic Ambulatory Surgery Center (ASC) authorized] or [Advanced Ambulatory Surgery Center (ASC) authorized])

- 7. ASC Surgery Integration Server Room, OIT (SC399).....100 NSF (9.3 NSM)**
 - a. Provide one if ([Basic Ambulatory Surgery Center (ASC) authorized] or [Advanced Ambulatory Surgery Center (ASC) authorized])

- 8. ASC Clean Utility Room, Lgstcs Svc (SB737).....100 NSF (9.3 NSM)**
 - a. Provide one if ([Basic Ambulatory Surgery Center (ASC) authorized] or [Advanced Ambulatory Surgery Center (ASC) authorized])

- 9. ASC Crash Cart Alcove, Clncl Sprt (SC052)20 NSF (1.9 NSM)**
 - a. Provide one if ([Basic Ambulatory Surgery Center (ASC) authorized] or [Advanced Ambulatory Surgery Center (ASC) authorized])



- 10. ASC Soiled Cart Holding Room, Clncl Sprt (SC202).....100 NSF (9.3 NSM)**
 - a. *Provide one if ([Basic Ambulatory Surgery Center (ASC) authorized] or [Advanced Ambulatory Surgery Center (ASC) authorized])*

Locate this space adjacent to the soiled case cart elevator entry if the Sterile Processing Service is on a different floor.

- 11. ASC Gas Cylinder Storage Room, Lgstcs Svc (SB541).....120 NSF (11.2 NSM)**
 - a. *Provide one if ([Basic Ambulatory Surgery Center (ASC) authorized] or [Advanced Ambulatory Surgery Center (ASC) authorized])*

This space provides storage for back-up oxygen cylinders.

- 12. ASC Waste Disposal Chute Room, Clncl Sprt (SC257).....100 NSF (9.3 NSM)**
 - a. *Provide one if ([Basic Ambulatory Surgery Center (ASC) authorized] or [Advanced Ambulatory Surgery Center (ASC) authorized])*

- 13. ASC Soiled Linen Disposal Chute Room, Clncl Sprt (SC213).....100 NSF (9.3 NSM)**
 - a. *Provide one if ([Basic Ambulatory Surgery Center (ASC) authorized] or [Advanced Ambulatory Surgery Center (ASC) authorized])*

- 14. ASC Housekeeping Aides Closet (HAC), Bldg Sprt (SB244)60 NSF (5.6 NSM)**
 - a. *Provide one if ([Basic Ambulatory Surgery Center (ASC) authorized] or [Advanced Ambulatory Surgery Center (ASC) authorized])*

I. FA 20: AMBULATORY SURGERY CENTER (ASC) STAFF AND ADMINISTRATIVE AREA

FA Condition: [Basic Ambulatory Surgery Center (ASC) authorized] or [Advanced Ambulatory Surgery Center (ASC) authorized]

- 1. ASC Chief Office, Stff Sprt (SS204)100 NSF (9.3 NSM)**
 - a. *Provide one if [ASC Operating Rooms] is between 1 and 6*
- 2. ASC Assistant Chief Office, Stff Sprt (SS204).....100 NSF (9.3 NSM)**
 - a. *Provide one if [ASC Operating Rooms] is between 1 and 6*
- 3. ASC Anesthesiology Chief Office, Stff Sprt (SS204)100 NSF (9.3 NSM)**
 - a. *Provide one if [ASC Operating Rooms] is between 1 and 6*
- 4. ASC Anesthesiology Assistant Chief Office, Stff Sprt (SS204)100 NSF (9.3 NSM)**
 - a. *Provide one if [ASC Operating Rooms] is between 1 and 6*
- 5. ASC OR Nurse Manager Office, Stff Sprt (SS204)100 NSF (9.3 NSM)**
 - a. *Provide one if [ASC Operating Rooms] is between 1 and 6*
- 6. ASC Nurse Anesthetist Office, Stff Sprt (SS204).....100 NSF (9.3 NSM)**
 - a. *Provide one if [ASC Operating Rooms] is between 1 and 6*
- 7. ASC OR Coordinator Office, Stff Sprt (SS204)100 NSF (9.3 NSM)**
 - a. *Provide one if [ASC Operating Rooms] is between 1 and 6*



- 8. ASC Staff Surgeon Workstation, Stff Sprt (SS218)56 NSF (5.3 NSM)**
 - a. Provide two if [ASC Operating Rooms] is 1 or 2
 - b. Provide three if [ASC Operating Rooms] is 3
 - c. Provide four if [ASC Operating Rooms] is 4
 - d. Provide five if [ASC Operating Rooms] is 5
 - e. Provide six if [ASC Operating Rooms] is 6
- 9. ASC Scheduler Workstation, Stff Sprt (SS218)56 NSF (5.3 NSM)**
 - a. Provide one if [ASC Operating Rooms] is between 1 and 6
- 10. ASC Administrative Officer (AO) Office, Stff Sprt (SS204)100 NSF (9.3 NSM)**
 - a. Provide one if [ASC Operating Rooms] is between 1 and 6
- 11. ASC Administration Support Workstation, Stff Sprt (SS218)56 NSF (5.3 NSM)**
 - a. Provide one if [ASC Operating Rooms] is between 1 and 6
- 12. ASC Staff Conference Room, Educ Svc (SS101)240 NSF (22.3 NSM)**
 - a. Provide one if [ASC Operating Rooms] is 1 or 2
 - b. Provide one at 300 NSF if [ASC Operating Rooms] is between 3 and 6

Allocated NSF accommodates six conference chairs @ 7.5 NSF each, two 5’-0” x 2’-0” tables at 10 NSF each, one credenza @ 8 NSF, and circulation; total six people.
- 13. ASC Copier / Office Supply Room, Stff Sprt (SS272)100 NSF (9.3 NSM)**
 - a. Provide one if [ASC Operating Rooms] is between 1 and 6
- 14. ASC Biomedical Engineer Workroom, Eng Svc (SB334)150 NSF (14.0 NSM)**
 - a. Provide one if [ASC Operating Rooms] is between 1 and 6
- 15. ASC Scrubs Distribution Alcove, Clncl Sprt (SC192)30 NSF (2.8 NSM)**
 - a. Provide one if [ASC Operating Rooms] is between 1 and 6

Locate near the Ambulatory Surgery Center (ASC) Operating Rooms.
- 16. ASC Staff Breakroom, Stff Sprt (SS262)200 NSF (18.6 NSM)**
 - a. Provide one if [ASC Operating Rooms] is 1 or 2
 - b. Provide one at 240 NSF if [ASC Operating Rooms] is 3 or 4
 - c. Provide one at 280 NSF if [ASC Operating Rooms] is 5 or 6

Locate near the Ambulatory Surgery Center (ASC) Operating Rooms.
- 17. ASC Female Staff Locker Room, Stff Sprt (SS232)100 NSF (9.3 NSM)**
 - a. Provide one if [ASC Operating Rooms] is 1
 - b. Provide one at 120 NSF if [ASC Operating Rooms] is 2
 - c. Provide one at 140 NSF if [ASC Operating Rooms] is 3
 - d. Provide one at 160 NSF if [ASC Operating Rooms] is 4
 - e. Provide one at 180 NSF if [ASC Operating Rooms] is 5
 - f. Provide one at 200 NSF if [ASC Operating Rooms] is 6

Locate near the Ambulatory Surgery Center (ASC) Operating Rooms.



18. ASC Female Staff Toilet / Shower, Bldg Sprt (SB174).....85 NSF (7.9 NSM)

- a. *Provide one if [ASC Operating Rooms] is between 1 and 6*

Allocated NSF accommodates one accessible toilet @ 25 NSF, one accessible wall-hung lavatory @ 13 NSF, one accessible shower @ 28 NSF, ABA clearances, and circulation.

19. ASC Male Staff Locker Room, Stff Sprt (SS241)100 NSF (9.3 NSM)

- a. *Provide one if [ASC Operating Rooms] is 1*
- b. *Provide one at 120 NSF if [ASC Operating Rooms] is 2*
- c. *Provide one at 140 NSF if [ASC Operating Rooms] is 3*
- d. *Provide one at 160 NSF if [ASC Operating Rooms] is 4*
- e. *Provide one at 180 NSF if [ASC Operating Rooms] is 5*
- f. *Provide one at 200 NSF if [ASC Operating Rooms] is 6*

Locate near the Operating and Procedure Rooms.

20. ASC Male Staff Toilet / Shower, Bldg Sprt (SB185)85 NSF (7.9 NSM)

- a. *Provide one if [ASC Operating Rooms] is between 1 and 6*

Allocated NSF accommodates one accessible toilet @ 25 NSF, one accessible wall-hung lavatory @ 13 NSF, one accessible shower @ 28 NSF, ABA clearances, and circulation.

J. SEPS IMPORTER SHORTCUTS

The following shortcuts are used in the Room Criteria Statements in the Surgical / Endovascular Functional Areas. These shortcuts are used during upload of this document into the Space and Equipment Planning System (SEPS) software during implementation of the space planning parameters contained herewith to allow for mathematical or logical calculations to be performed. Input Data Statements (IDSs), Rooms or a partial calculation formula can have a shortcut. Department created 17 Jan 2023 in SEPS Space Builder, Published 01 Feb 2023.

1. *IP Surgical and Endovascular Operating and Procedure Room(s): [IP General Operating Room (OR), Surg Svc (CS141)] + [IP Urology / Cystoscopy Operating Room (OR), Surg Svc (CS151)] + [IP Orthopedic Operating Room (OR), Surg Svc (CS146)] + [IP Cardiothoracic Operating Room (OR), Surg Svc (CS156)] + [IP Neurosurgical Operating Room (OR), Surg Svc (CS161)] + [IP Robotics Operating Room (OR), Surg Svc (CS166)] + [IP Transplant Operating Room (OR), Surg Svc (CS171)] + [IP Surgical Hybrid Monoplane Operating Room (OR), Surg Svc (CS181)] + [IP Surgical Hybrid Biplane Operating Room (OR), Surg Svc (CS182)] + [IP Surgical Hybrid Robotic Operating Room (OR), Surg Svc (CS194)] + [IP Endovascular Hybrid Monoplane Operating Room (OR), Surg Svc (CS181)] + [IP Endovascular Cardiac Catheterization Laboratory, Surg Svc (CS191)] + [IP Endovascular Electrophysiology Procedure Room, Surg Svc (CS211)]*
2. *IP Surgical Operating Room(s): [IP General Operating Room (OR), Surg Svc (CS141)] + [IP Urology / Cystoscopy Operating Room (OR), Surg Svc (CS151)] + [IP Orthopedic*



- Operating Room (OR), Surg Svc (CS146)] + [IP Cardiothoracic Operating Room (OR), Surg Svc (CS156)] + [IP Neurosurgical Operating Room (OR), Surg Svc (CS161)] + [IP Robotics Operating Room (OR), Surg Svc (CS166)] + [IP Transplant Operating Room (OR), Surg Svc (CS171)] + [IP Surgical Hybrid Monoplane Operating Room (OR), Surg Svc (CS181)] + [IP Surgical Hybrid Biplane Operating Room (OR), Surg Svc (CS182)] + [IP Surgical Hybrid Robotic Operating Room (OR), Surg Svc (CS194)]
3. *IP Endovascular Operating and Procedure Room(s)*: [IP Endovascular Hybrid Monoplane Operating Room (OR), Surg Svc (CS181)] + [IP Endovascular Cardiac Catheterization Laboratory, Surg Svc (CS191)] + [IP Endovascular Electrophysiology Procedure Room, Surg Svc (CS211)] + [IP Endovascular Transesophageal Echocardiograph (TEE) Procedure Room, Surg Svc (CS222)]
 4. *Standard IP Surgical Complexity authorized*: [Is Standard Surgical Complexity authorized for the Inpatient Surgical Facility?]
 5. *Intermediate IP Surgical Complexity authorized*: [Is Intermediate Surgical Complexity authorized for the Inpatient Surgical Facility?]
 6. *Complex IP Surgical Complexity authorized*: [Is Complex Surgical Complexity authorized for the Inpatient Surgical Facility?]
 7. *additional IP General Operating Room, greater than two, required by OSPA at the ADUSH / OPP for this location*: [How many additional IP General Operating Rooms, greater than two, are required by OSPA at the ADUSH / OPP for this location?]
 8. *IP General Operating Room (OR)*: [IP General Operating Room (OR), Surg Svc (CS141)]
 9. *IP Urology / Cystoscopy Operating Room required by OSPA at the ADUSH / OPP for this Standard Surgical Complexity location*: [Is an IP Urology / Cystoscopy Operating Room required by OSPA at the ADUSH / OPP for this Standard Surgical Complexity location?]
 10. *IP Urology / Cystoscopy Operating Rooms required by OSPA at the ADUSH / OPP for this Intermediate or Complex Surgical Complexity location*: [How many IP Urology / Cystoscopy Operating Room are required by OSPA at the ADUSH / OPP for this Intermediate or Complex Surgical Complexity location?]
 11. *IP Urology / Cystoscopy Operating Room*: [IP Urology / Cystoscopy Operating Room (OR), Surg Svc (CS151)]
 12. *IP Orthopedic Operating Room required by OSPA at the ADUSH / OPP for this location*: [How many IP Orthopedic Operating Rooms are required by OSPA at the ADUSH / OPP for this location?]
 13. *IP Orthopedic Operating Room*: [IP Orthopedic Operating Room (OR), Surg Svc (CS146)]



14. *IP Cardiothoracic Operating Room required by OSPA at the ADUSH / OPP for this location: [How many IP Cardiothoracic Operating Rooms are required by OSPA at the ADUSH / OPP for this location?]*
15. *IP Cardiothoracic Operating Room: [IP Cardiothoracic Operating Room (OR), Surg Svc (CS156)]*
16. *IP Neurosurgical Operating Room required by OSPA at the ADUSH / OPP for this location: [Is an IP Neurosurgical Operating Room required by OSPA at the ADUSH / OPP for this location?]*
17. *IP Neurosurgical Operating Room: [IP Neurosurgical Operating Room (OR), Surg Svc (CS161)]*
18. *IP Robotics Operating Room required by OSPA at the ADUSH / OPP for this location: [Is an IP Robotics Operating Room required by OSPA at the ADUSH / OPP for this location?]*
19. *IP Robotics Operating Room: [IP Robotics Operating Room (OR), Surg Svc (CS166)]*
20. *IP Transplant Operating Room required by OSPA at the ADUSH / OPP for this location: [Is an IP Transplant Operating Room required by OSPA at the ADUSH / OPP for this location?]*
21. *IP Transplant Operating Room: [IP Transplant Operating Room (OR), Surg Svc (CS171)]*
22. *IP Surgical Hybrid Monoplane Operating Room required by OSPA at the ADUSH / OPP for this location: [How many IP Surgical Hybrid Monoplane Operating Rooms are required by OSPA at the ADUSH / OPP for this location?]*
23. *IP Surgical Hybrid Biplane Operating Room required by OSPA at the ADUSH / OPP for this location: [How many IP Surgical Hybrid Biplane Operating Rooms are required by OSPA at the ADUSH / OPP for this location?]*
24. *IP Surgical Hybrid Robotic Operating Room required by OSPA at the ADUSH / OPP for this location: [Is an IP Surgical Hybrid Robotic Operating Room required by OSPA at the ADUSH / OPP for this location?]*
25. *IP Surgical Hybrid Monoplane Operating Room: [IP Surgical Hybrid Monoplane Operating Room (OR), Surg Svc (CS181)]*
26. *IP Surgical Hybrid Biplane Operating Room: [IP Surgical Hybrid Biplane Operating Room (OR), Surg Svc (CS182)]*
27. *IP Surgical Hybrid Robotic Operating Room: [IP Surgical Hybrid Robotic Operating Room (OR), Surg Svc (CS194)]*
28. *IP Endovascular Hybrid Monoplane Operating Room required by OSPA at the ADUSH / OPP for this Intermediate Surgical Complexity location: [Is an IP Endovascular Hybrid Monoplane Operating Room required by OSPA at the ADUSH / OPP for this Intermediate Surgical Complexity location?]*



29. *IP Endovascular Hybrid Monoplane Operating Rooms required by OSPA at the ADUSH / OPP for this Complex Surgical Complexity location: [How many IP Endovascular Hybrid Monoplane Operating Rooms are required by OSPA at the ADUSH / OPP for this Complex Surgical Complexity location?]*
30. *IP Endovascular Hybrid Monoplane Operating Room: [IP Endovascular Hybrid Monoplane Operating Room (OR), Surg Svc (CS181)]*
31. *IP Endovascular Cardiac Catheterization Laboratory required by OSPA at the ADUSH / OPP for this location: [How many IP Endovascular Cardiac Catheterization Labs are required by OSPA at the ADUSH / OPP for this location?]*
32. *IP Endovascular Cardiac Catheterization Laboratory: [IP Endovascular Cardiac Catheterization Laboratory, Surg Svc (CS191)]*
33. *IP Endovascular Electrophysiology Procedure Room required by OSPA at the ADUSH / OPP for this location: [Is an IP Endovascular Electrophysiology Procedure Room required by OSPA at the ADUSH / OPP for this location?]*
34. *IP Endovascular Electrophysiology Procedure Room: [IP Endovascular Electrophysiology Procedure Room, Surg Svc (CS211)]*
35. *IP Endovascular Transesophageal Echocardiograph (TEE) Procedure Room: [IP Endovascular Transesophageal Echocardiograph (TEE) Procedure Room, Surg Svc (CS222)]*
36. *Basic Ambulatory Surgery Center (ASC) authorized: [Is a Basic Ambulatory Surgery Center (ASC) authorized?]*
37. *Advanced Ambulatory Surgery Center (ASC) authorized: [Is an Advanced Ambulatory Surgery Center (ASC) authorized?]*
38. *additional ASC General Operating Room(s) required by OSPA at the ADUSH / OPP for this Basic ASC location: [How many additional ASC General Operating Rooms are required by OSPA at the ADUSH / OPP for this Basic ASC location?]*
39. *additional ASC General Operating Room(s) required by OSPA at the ADUSH / OPP for this Advanced ASC location: [How many additional ASC General Operating Rooms are required by OSPA at the ADUSH / OPP for this Advanced ASC location?]*
40. *an ASC Urology / Cystoscopy Operating Room (OR) is required by OSPA at the ADUSH / OPP for this Advanced ASC location: [Is an ASC Urology / Cystoscopy OR required by OSPA at the ADUSH / OPP for this Advanced ASC location?]*
41. *ASC Operating Rooms: [ASC General Operating Room (OR), Surg Svc (CS141)] + [ASC Urology / Cystoscopy Operating Room (OR), Surg Svc (CS151)]*
42. *ASC Urology / Cystoscopy Operating Room (OR): [ASC Urology / Cystoscopy Operating Room (OR), Surg Svc (CS151)]*



8 PLANNING AND DESIGN CONSIDERATIONS

A. General

1. The location of support services should be considered in the design of the Surgical Suite to provide efficient and timely flow of staff, supplies, and equipment.
2. Visual and acoustic privacy is a prime consideration in the design of the Surgical Suite. Minimizing sound transmission is important for patient privacy and helps protect dissemination of their personal information. This is particularly important in examination, treatment, and procedure areas. Visual privacy provides the patient with a more dignified environment and promotes higher patient satisfaction.
3. Inclusion of natural light and views to the outside has a positive effect on patient outcomes and staff satisfaction and should be provided whenever possible.
4. Incorporate the requirements for Bariatric, SCI/D patients, and other patients with special needs when designing the Surgical Suite.
5. Separate patient and staff area / circulation to promote an on-stage / off-stage organizational concept. On-stage areas provide patients and family members a high level of patient privacy, safety, and ease of wayfinding. Separation of patients and their family from staff and support areas contributes to provide a calmer healing environment.
6. Three distinct levels of access requirements are incorporated into the design of the Surgical Suite. These include:
 - a. Unrestricted areas: Patient and visitor access and traffic is not limited, and street clothes are permitted.
 - b. Semi-restricted: Access and traffic is limited to authorized personnel. Semi-restricted areas include peripheral support areas that surround the restricted area such as scrub stations, storage areas for clean and sterile supplies and medical equipment, as well as corridors leading to the restricted area. All surgical personnel and visitors shall follow the Recommended Practices for Surgical Attire by the Association of Perioperative Nursing (AORN).
 - c. Restricted: A designated area in the semi-restricted zone of the surgical suite that can only be accessed through a semi-restricted space. This is a high level of asepsis area with controlled access. Personnel in restricted areas are required to wear surgical attire and cover head and facial hair. Masks are required where open sterile supplies or scrubbed persons may be located. All Operating Rooms and Endovascular Rooms and their associated spaces are classified as Restricted.
7. Consider provision of patient lifts in areas where the transfer of patients is needed. Ceiling mounted patient lifts prevent staff injury by eliminating the need for staff physically lifting the patient.



8. Separate the flow of clean medical supplies, instruments, and linen from soiled and unused materials to prevent cross-contamination.
9. Accommodation for the isolation of infectious patients shall be provided in Airborne Infection Isolation (All) patient rooms and considerations given to how these patients access the area in order to prevent cross-contamination with other patients.
10. Consideration should be given to the effects of building vibration, as building vibration can interfere with the accuracy of surgical instruments and equipment.
11. Patient corridors shall be a minimum dimension of 8'0" clear to accommodate wheelchairs, gurneys, and the movement of equipment and supplies.

B. Reception Area

1. General Waiting

- a. Families waiting during surgical procedures experience a high level of stress. Waiting areas should be designed to provide a comfortable, soothing, and non-stressful environment. This is accomplished by creating a "homelike" environment with comfortable furniture and a calming color scheme. Waiting times can be very long depending on the surgical procedure and the waiting area should support different types of activities which may include reading, cell phone use, television viewing, and work. These activities should be separated into "activity zones" to address the different requirements of each type of activity. Appropriate amenities and technology should also be provided to support these activities.

2. Reception / Registration

The two types of patient reception / registration include a reception desk and / or electronic kiosks. The reception desk provides personal contact which can help to reduce patient and family stress while the electronic kiosk helps to improve efficiency. Both are of equal importance and the design should provide ease of access to both.

3. Consult Room

The consult room is used for interaction between family members and surgical staff. Patient status may be shared with family in this space, and it should be provided with both visual and acoustical privacy. A "homelike" environment is desirable and can be accomplished through the selection of furniture and color scheme.

C. Pre-Operative Assessment Unit Area

1. This area may be located adjacent to the surgical suite with direct connection to the Reception Area. An alternate location may be near the main entrance to the healthcare facility to provide patient convenience and ease of access.
2. Consideration should be given to the proximity of this area to associated support services.



3. Inclusion of a Team Room is not required in Standard Inpatient and Basic Ambulatory facilities.

D. Pre-operative Holding / Phase II Recovery

1. Provide a patient / family-centered physical environment to reduce patient and family stress associated with the onset and recovery from a surgical procedure and to accommodate family members who are accompanying the patient. Items to consider are reducing lighting intensity and glare, providing individual TVs and access to Wi-Fi. Durable and easy to clean finishes that convey a “homelike” environment and space for family seating are also required in this area. The inclusion of windows provides natural light, views to the outdoors, and a distraction while waiting and recovering from a surgical procedure.
2. Merging the Pre-operative Holding and the Phase II Recovery provides flexibility to accommodate the different phases of patient prep and recovery. Typically, routine surgical procedures are scheduled in the morning which creates an increased need for patient prep at that time. The reverse is true later in the day as surgical procedures are completed and the need for Phase II recover exceeds the need for Pre-operative Holding. The patient bays and patient rooms shall be designed to accommodate both Pre-op and Phase II Recovery patients to allow for use by either type of patient.
3. Provide direct visual access from the nurse station to all patient prep / recovery bays / rooms.
4. Consider the use of decentralized nurse stations to provide staff with improved access to patient “point-of-care”. Decentralized nurse stations reduce noise generated from one large nurse station and reduce staff walking distances.
5. Patient Bays are designed with solid partitions on three sides and a privacy curtain on the fourth side. This arrangement provides a higher level of visual and acoustical patient privacy.
6. Patient Rooms are fully enclosed and are provided with four solid walls, one of which includes a door. The door must provide the ability for staff to monitor the patient and also provide patient privacy through the use of a privacy curtain or other methods of screening.
7. Provide direct access for family members to Pre-Operative Holding / Phase II Recovery. Separate pre-procedure patient / family circulation from post-procedure patient / family circulation to minimize visual and acoustical interaction with post-procedure patients.

E. Anesthesia Procedure Patient Area

1. Anesthesia Procedure services are allocated, as authorized, for Standard, Intermediate, and Complex Inpatient Surgical Facilities and Basic and Advanced Ambulatory Surgery Centers.



F. Surgical and Endovascular Patient Areas

1. General ORs are provided only in Standard Inpatient Surgical Facilities. General and Specialty ORs are provided in Intermediate Inpatient Surgical Facilities. General, Specialty and Hybrid ORs are provided in Complex Inpatient Surgical Facilities.
2. General ORs are provided in Ambulatory Surgery Centers (ASCs) regardless their complexity level.
3. Endovascular Service is provided only in Complex Inpatient Surgical Facilities.
4. Access to the ORs shall be provided from the semi-restricted corridor for patient and staff and from the Clean Core Area for access to equipment and supplies.
5. Include infrastructure to support the trend towards integration to allow ORs to incorporate new integration technology as it develops. Technology platform integration including endoscopic viewing, video integration, digital recording systems, and on-demand provider software are to be considered in the design of ORs.
6. OR communication requirements include virtual whiteboards, workflow management software, real time location systems, and patient safety displays.
7. Include systems for integrated image routing. This will simplify the management of feeds from multiple video sources and will make intra-operative imaging more efficient.
8. In order to provide redundant control for medical equipment such as lights, booms and monitors during a procedure, nursing stations may be provided inside ORs.
9. Operating Room finishes shall promote ease of clean-ability. A continuous resinous floor with integral base extending no less than six inches about the finished floor will be specified. Floor drains are not permitted.
10. Locate scrub sinks directly outside the operating room and in the semi-restricted corridor. Provide visual access from the scrub sink area into the operating room.

G. Clean Core Area

1. This area holds the supplies and equipment needed for a procedure in a sterile environment. Direct access from the ORs shall be provided. A Clean Core Area shall serve a minimum of two and a maximum of eight ORs in a "pod" configuration.
2. Operating Rooms shall be designed around the clean core area to separate clean from soiled supplies and equipment in order to prevent cross-contamination and address universal precautions and aseptic techniques.
3. The Surgical Suite shall be restricted from public and non-authorized staff.

H. Post-Anesthesia Care Unit (PACU) / Phase I Recovery Patient Area

1. The PACU should be located in close proximity to the operating rooms and adjacent to Pre-operative Holding / Phase II Recovery



2. Acoustical and visual privacy is a major consideration the design of the PACU and should be taken into account when locating nursing and other staff / support areas within the PACU Patient Area.
 3. Provide direct visual access by staff to all patient bays and rooms within the PACU.
- I. Support Area
1. Locate support spaces to provide an efficient flow of supplies and to minimize staff travel distances.
 2. In addition to the basic support spaces allocated for Inpatient and Ambulatory Surgical Facilities, a Satellite Laboratory, Frozen Section Laboratory, and Satellite Pharmacy may be included in Inpatient Intermediate and Complex facilities.
- J. Staff and Administrative Area
1. Locate staff and administrative areas adjacent to clinical areas to minimize staff travel distances.
 2. On-call rooms are provided for Inpatient Surgical Facilities. Locate Surgical On- call facilities adjacent to the Surgical Suite to accommodate quick response time by on-call staff.
 3. Biomedical Engineering space is provided for Intermediate and Complex Inpatient Surgical Facilities.
- K. Inpatient Surgical Facility Education Area
1. Surgical education is provided for Inpatient Surgical Facilities.
 2. Locate education space adjacent to the Staff and Administration Area for ease of staff access.



9 FUNCTIONAL RELATIONSHIPS

Relationship of Surgical / Endovascular Services to services listed below:

TABLE 1: FUNCTIONAL RELATIONSHIP MATRIX

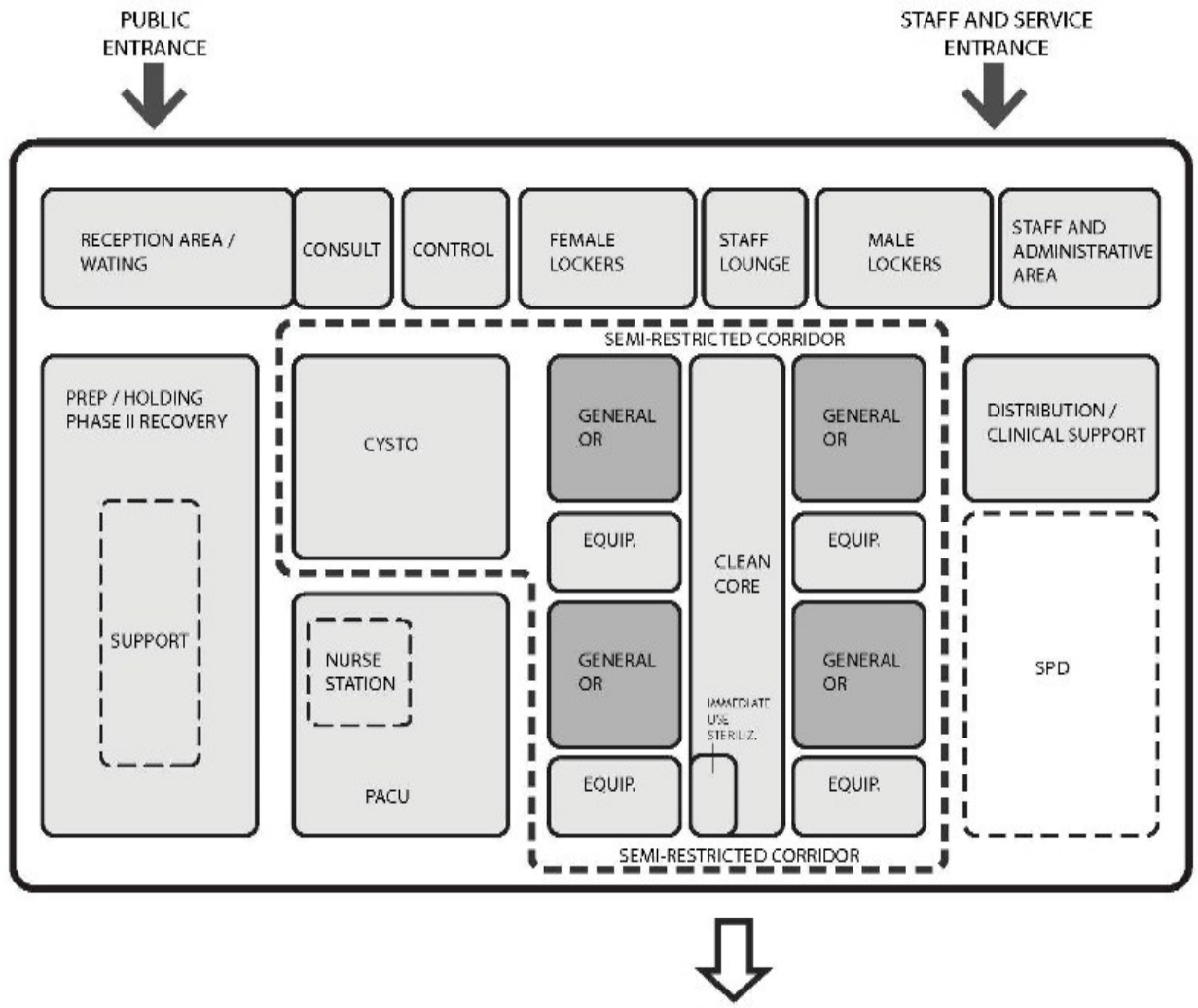
SERVICES	FUNCTIONAL RELATIONSHIP
IP: ICU PCUs	1
CLNCL: Path Svc: Clinical Pathology	1
CLNCL SPRT: SP Svc: Decontamination	1
CLNCL SPRT: SP Svc: Scope Processing	1
CLNCL SPRT: SP Svc: Sterilization	1
CLNCL SPRT: SP Svc: Receiving & Dispatch	1
IP: MS PCUs	2
CLNCL SPRT: EMS: Production	2
CLNCL: Imgng Svcs: Radiography	2
CLNCL: Emergency	2
CLNCL: Cardiology	2
CLNCL: Imgng Svcs: Computed Tomography (CT)	2
CLNCL: Imgng Svcs: Magnetic Resonance Imaging (MRI)	2
CLNCL: Path Svc: Autopsy	2
CLNCL SPRT: R&D: Biomedical Laboratory	2
BLDG SPRT: Logstcs Svc: Warehouse	3
CLNCL SPRT: OIT: Telecommunications	3
BLDG SPRT: ENG: Engineering Service (all specialties)	3
BLDG SPRT: Lobby	3
CLNCL SPRT: OIT: Server	3
CLNCL: Imgng Svcs: PET/ CT	3
CLNCL: Imgng Svcs: PET/MRI	3
CLNCL: Urgent Care	3
VET SPRT: Social Work	3
VET SPRT: Chaplain Svc: Worship	3

Legend:

1. High
2. Moderate
3. Minimal

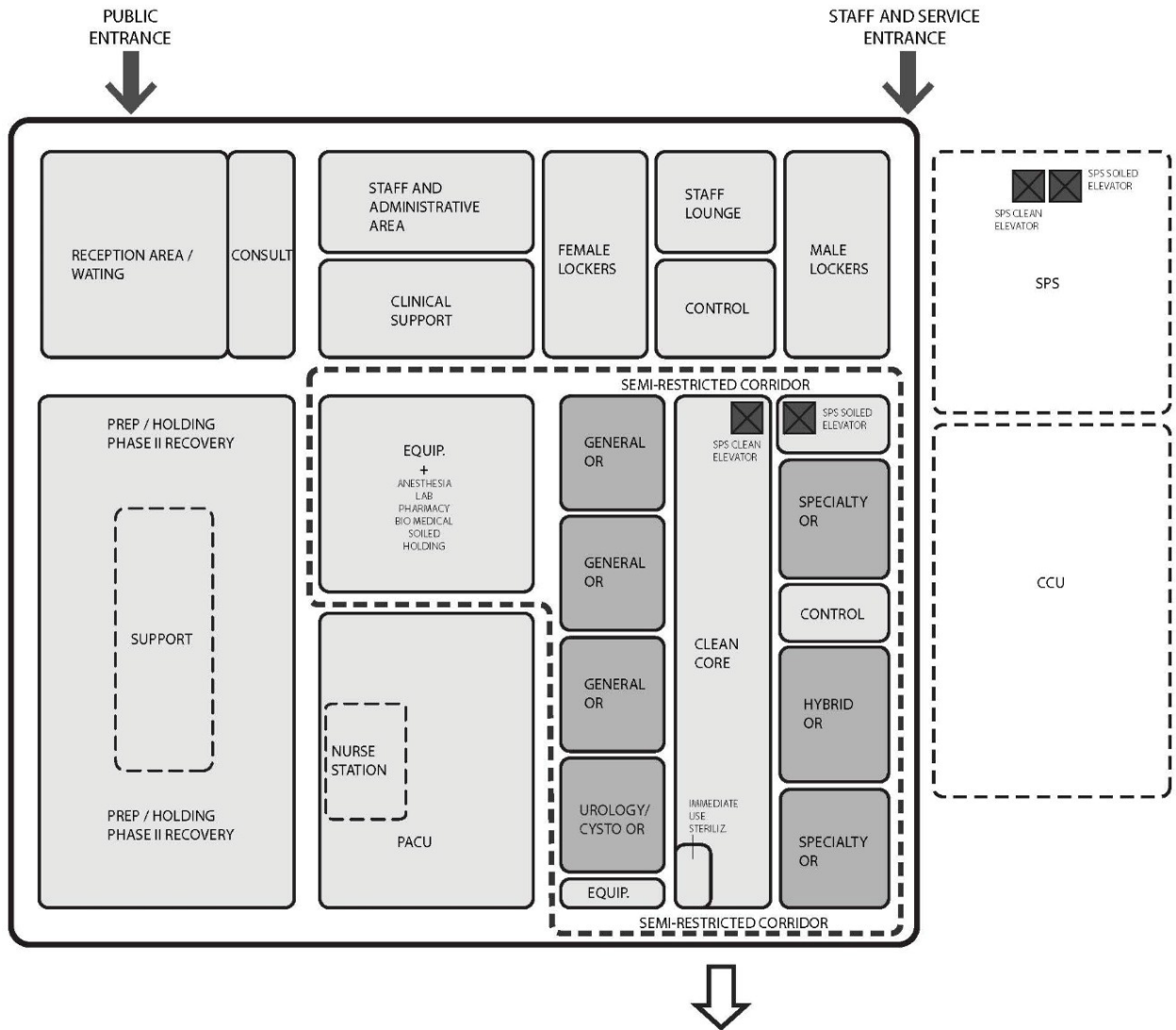


10 FUNCTIONAL DIAGRAMS



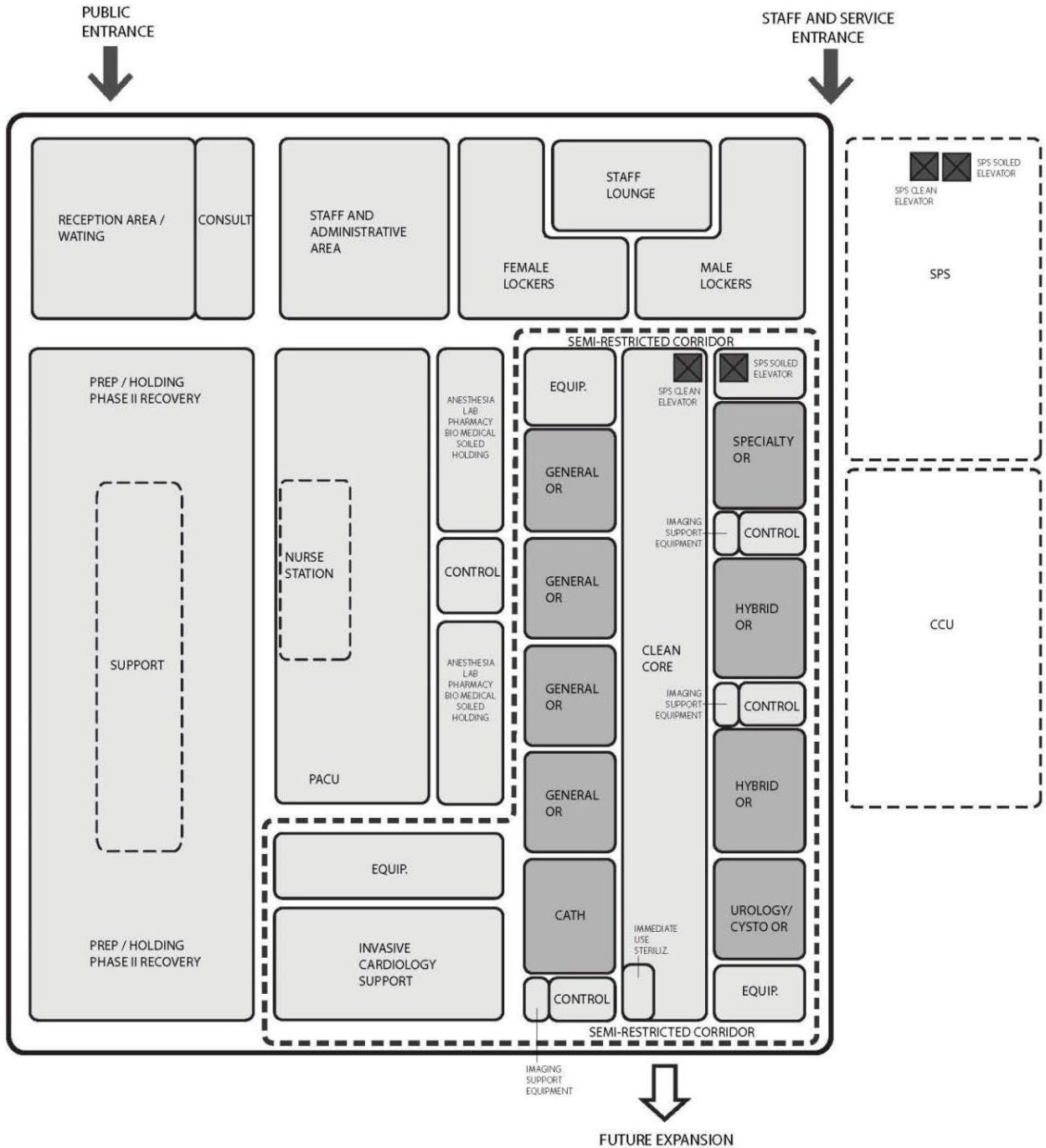
A. Standard Inpatient and Basic / Advanced Ambulatory Surgical Center (ASC)





B. Intermediate / Complex Inpatient Surgical Facility





C. Complex Inpatient Surgical Facility / Endovascular Services

