

VA



U.S. Department  
of Veterans Affairs

Office of Construction &  
Facilities Management



# Polytrauma Rehabilitation Center Design Guide

12. 2014



# Design Guide

## Contents

### Preface

- Foreword..... i
- Acknowledgements..... iii
- Definitions ..... v
- Abbreviations..... ix

### Section 1 -General Considerations

- 1.1 General Considerations..... 1.1
- 1.2 Operations: Concepts, Classification of Polytrauma Symptoms..... 1.8

### Section 2 - Functional Concepts

- 2.1 Functional Concepts..... 2.1
  - 2.1.1. General Services in Polytrauma Rehabilitation Center Design ..... 2.1
  - 2.1.2. Operations: Concepts, Classification of Polytrauma Symptoms ..... 2.2
  - 2.1.3. Space Planning and Design ..... 2.4
  - 2.1.4. Planning and Design Data ..... 2.5
    - 1. Inpatient Unit..... 2.5
    - 2. Polytrauma Transitional Rehabilitation Program (PTRP)..... 2.7
    - 3. Outpatient Unit..... 2.8
- 2.2 Functional Diagrams..... 2.9
  - 2.2.1. Overall PRC Functional Diagrams..... 2.9
  - 2.2.2. Work Flow..... 2.11
  - 2.2.3. Functional Relationships..... 2.14
  - 2.2.4. Functional Adjacency Diagrams..... 2.15
    - 1. Inpatient Unit..... 2.15
    - 2. Polytrauma Transitional Rehabilitation Program (PTRP)..... 2.16
    - 3. Outpatient Unit..... 2.17

### Section 3 - Technical Considerations

- 3.1 Codes and Standards..... 3.1
  - 3.1.1. Codes, Standards and Executive Orders..... 3.1
  - 3.1.2. Local Codes and References ..... 3.1
  - 3.1.3. Other Recommended Reference Standards..... 3.1
- 3.2 Site Considerations..... 3.2
  - 3.2.1. Introduction..... 3.2
  - 3.2.2. Planning..... 3.2
  - 3.2.3. Topography..... 3.3



This page has been left blank intentionally.





- 3.2.4. Zoning..... 3.3
- 3.2.5. Roadways..... 3.3
- 3.2.6. Site Signate/Wayfinding..... 3.3
- 3.2.7. Proximity to Adjoining Facilities..... 3.4
- 3.2.8. Shared Amenities..... 3.4
- 3.2.10. Services..... 3.4
- 3.2.11. Landscaping (Natural & Designed)..... 3.4
- 3.2.12. Covered Entry..... 3.5
- 3.3. Architectural Fit-out and Finishes..... 3.5
  - 3.3.1. Introduction ..... 3.5
  - 3.3.2. Perception ..... 3.5
  - 3.3.3. Architectural ..... 3.6
  - 3.3.4. Lighting ..... 3.6
  - 3.3.5. Contrast and Glare ..... 3.7
  - 3.3.6. Physiological and Psychological Benefits ..... 3.7
  - 3.3.7. Acoustics/Noise Control ..... 3.7
  - 3.3.8. Interior Finishes ..... 3.7
  - 3.3.9. Characteristics of Floor Finishes ..... 3.10
  - 3.3.10. Color & Texture Selection..... 3.10
  - 3.3.11. Wayfinding & Signage..... 3.11
- 3.4. Systems Criteria..... 3.11
  - 3.4.1. Heating, Ventilating and Air Conditioning (HVAC)..... 3.11
  - 3.4.2. Structural..... 3.13
  - 3.4.3. Plumbing..... 3.13
  - 3.4.4. Electrical..... 3.13
  - 3.4.5. Equipment..... 3.14
  - 3.4.6. Communications..... 3.15
  - 3.4.7. Waste Management..... 3.15
  - 3.4.8. Transportation..... 3.16

Section 4 – Guide Plates, Reflected Ceiling Plans and Data Sheets

- 4.1 Introduction to Guide Plates..... 4.1
  - 4.1.1. Description of Guide Plates ..... 4.2
- 4.2 Inpatient Nursing Unit..... 4.8
  - 4.2.1. Bedroom, Patient (BRMS1);  
Toilet/Shower, Patient (PRTL1)..... 4.9
    - Option 1..... 4.17
    - Option 2..... 4.25
    - Option 3..... 4.41



This page has been left blank intentionally.



4.2.2. Nurse Station, Inpatient (NSTA1); Alcove, Crash Cart (RCA01).....	4.50
4.2.3. Medication Room (MEDP1).....	4.54
4.2.4. Dining Room (PRD01); Storage, Food Pantry (SRE01); Kitchen, OT Training (IPK01).....	4.61
4.2.5. Multipurpose Room, Family Wellness (CLR09); Playroom (PLAY1).....	4.75
4.2.6. Laundry Room, Patient (LAUN1).....	4.84
4.2.7. Gym, Rehabilitation Therapy (PRGY1).....	4.91
4.2.8. Evaluation Room, PT/OT (PREV1) - Test-Fit.....	4.106
4.2.9. Team Room (WRTM1) - Test-Fit.....	4.109
4.2.10. Group Room, Recreation Therapy (PRRT1).....	4.111
4.2.11. Testing Lab, Neuropsychology (PRNT1) - Test-Fit.....	4.121
4.2.12. BROS Treatment / Office (PRTM1).....	4.125
4.2.13. Assistive Technology Lab (PRAT1); Rehabilitation Engineering Room (PRRE1); Storage, Assistive Technology Equipment (SRS01).....	4.133
4.2.14. Office, Speech Language Pathologist (EXOS1).....	4.147
4.2.15. Office, Provider (OFD05) - Test-Fit.....	4.153
4.3 Polytrauma Transitional Rehabilitation Program (PTRP).....	4.157
4.3.1. Bedroom, Resident (BRPT3); Toilet / Shower, Resident (PRTL1)..... Option 1..... Option 2.....	4.158 4.158 4.164
4.3.2. Apartment, Living Room (PRAP1); Apartment, Bedroom (BRPT1); Apartment, Bathroom (PRTL1); Apartment, Kitchenette / Laundry (PRC03); Apartment, Storage (SRE01).....	4.176
4.3.3. Nurse Station, Transitional Rehabilitation (NSTA6); Medication Room (MEDP1); Alcove, Crash Cart (RCA01).....	4.196
4.3.4. Dining Room, Resident (PRD01); Kitchen, Resident (PRK01).....	4.207
4.3.5. Gym, Rehabilitation Therapy (PRGY2).....	4.221
4.3.6. Assistive Technology Lab (PRAT2); Storage, Assistive Technology Equipment (SRS01).....	4.234



This page has been left blank intentionally.



- 4.4 Outpatient Unit..... 4.243
  - 4.4.1. Exam Room, Outpatient (EXRG0)..... 4.244
    - Option 1..... 4.244
    - Option 2..... 4.249
  - 4.4.2. Exam Room, EMG (PTEM1)..... 4.258
  - 4.4.3. Exam Room, Chiropractic (PTBT1)..... 4.268
  - 4.4.4. Procedure Room, Pain (PRP01)..... 4.277
  - 4.4.5. Driver Training Room (PRDT1) ..... 4.286
  - 4.4.6. Gait Observation Lab (PTGL1);  
Storage Room, Gait Lab (SRE01);  
Exam Room, Gait Lab (PREX1)..... 4.291
  - 4.4.7. Gym, Patient Rehabilitation Therapy (PRGY3)..... 4.303
  - 4.4.8. Speech Therapy Lab (PRST1) ..... 4.320
  - 4.4.9. Balance Testing Room (PRN01) - Test-Fit..... 4.328
  - 4.4.10. Vestibular Room (PRV01)..... 4.331



This page has been left blank intentionally.



# Foreword

The Polytrauma Rehabilitation Center (PRC) Design Guide – 2014, represents a major revision/update to the initial Design Guide for Polytrauma Rehabilitation Centers published in 2008. The 2008 version of the Design Guide was developed to provide planning and design guidance in anticipation of the new Polytrauma Rehabilitation Centers about to be designed and constructed. Now, after completion and occupancy of 4 of the 5 centers with the 5th nearing construction completion, the information contained in this 2014 version has the benefit of the experience and lessons learned from the implementation of these 5 facilities. Many of the Veterans Health Administration (VHA) Advisors who contributed to the content

The Polytrauma System of Care is unique to the Department of Veterans Affairs (VA). The polytrauma patient has sustained multiple life-threatening injuries and disabilities, from their active duty military service, requiring specialized intensive rehabilitation and extensive coordination of care. Carefully coordinated interdisciplinary care is provided to address cognitive, emotional, and physical rehabilitation.

Each new Design Guide developed or Design Guide update is an extremely important addition to the series of Design Guides produced by the Office of Construction and Facilities Management (CFM) in support of the planning and design of healthcare facilities for VA. As a Design Guide update the PRC Design Guide – 2014, represents a significant development in the Design Guide series. The opportunity to update the planning and design standards, contained in the Design Guide, shortly after four Centers have been occupied and one Center is under construction is without precedent in the development of this set of standards.

This Design Guide formalizes conceptual planning and design information that has been gathered during the past 12 months through extensive collaboration among VHA Central Office, VISN Leadership, and CFM, augmented with countless hours of meeting and consultation with clinical staff and frontline leadership in the field. This effort was also supplemented from interaction with staff from Spaulding Rehabilitation Hospital, Boston, and a site tour of their facility.

This Design Guide was developed under the guidance of Joel Scholten, MD and Gary Fischer, AIA with support from VHA Subject Matter Experts, Office of Construction and Facilities Management (CFM) staff and the consulting

services of SmithgroupJJR, URS and Innova Group. It's success and excellence is attributed to the extensive development and input provided by the individuals listed in the Acknowledgement Section of this Design Guide. This effort included literature reviews, strategic workgroups and meetings, engagement of key stakeholders, and site visits to PRCs at the San Antonio and Richmond VAMCs.

This Design Guide is the standard for the development of future PRCs within all VA facilities. It reflects planning and design concepts to support the patient care delivered and concepts for creating functional, efficient, nurturing, pleasing, and adaptable environments for our nation's Veterans, as well as those who serve and honor the Veteran patients.

These concepts illustrate possibilities, allowing room for adjustments as necessary, to facilitate incorporation of the needs of each specific location. The utilization of consistent standards for planning and design of all VA PRC facilities will contribute significantly to an environment of standard, effective, and efficient care. Those who have served the Nation will utilize these facilities more than any other VA facility for the remainder of their lives, and they deserve no less.

Lloyd H. Siegel, FAIA





This page has been left blank intentionally.



# Acknowledgements

The following individuals are those whose guidance, insight, and expertise made this Polytrauma Rehabilitation Center Design Guide possible.

## Department of Veterans Affairs

### VHA, Physical Medicine and Rehabilitation Service

Dr. Joel Scholten - MD - Associate Chief of Staff for Rehabilitation Services, Washington DC VA Medical Center - Special Projects Director, PM&R Program Office, VHA

Lucille Beck, PhD - Deputy Chief Patient Care Services Officer, Rehabilitation Services. Office of Patient Care Services, VHA

Micaela Cornis-Pop, PhD - National Polytrauma Program Manager, Rehabilitation and Prosthetics Services

Lisa Perla, MNS, ARNP, CNRN, CRRN - National Polytrauma Coordinator, Rehabilitation and Prosthetic Services

Doug Bidelsbach, MPT - Rehabilitation Planning Specialist, Rehabilitation and Prosthetic Services

*Hunter Holmes McGuire VAMC, Richmond, VA  
Polytrauma Rehabilitation Center*

Dr. Ajit Pai, MD - Chief, PM&R

Alison Conely, MS, OTR/L – Occupational Therapy

Sue Cash, RN - PRC Nurse Manager

James Dudley - Chief, Engineering

Stuart Rice, Architect

Jina Wang, Pharm D - PRC Clinical Pharmacist

David Martinez, KT - Driver Kinesiotherapy

*James A. Haley VAMC, Tampa, FL*

*Polytrauma Rehabilitation Center*

David Van Meter, MHA, FACHE - Associate Director

Rita Mercier, Facility Planner and Activation Coordinator

*Raplh Johnson VAMC, Chaleston, SC*

Laura Robertson - Interior Design

*Audie Murphy VAMC, San Antonio, TX*

*Polytrauma Rehabilitation Center*

Thomas Yackevicz

Brenda Porter

Blessen Eapen

Elizabeth Johnson

*Minneapolis VA Health Care System, Minneapolis, MN*

*Polytrauma Rehabilitation Center*

Jack Avery, M.A., CCC/SLP, MVAHCS PM&R

Polytrauma Director of Operations

Nancy Hildreth, OTR/L, MVAHCS Polytrauma Transitional Rehabilitation Program Director

Jessica Burgstahler, MS, RD, LD: Polytrauma/Rehab & Cardiac dietitian

*VA Palo Alto Health Care System, Palo Alto, CA*

*Polytrauma Rehabilitation Center*

Pawan Galhotra, PT, CSSBB - Program Director PRC/CRC

Dawn Shotsberger

Jocelyn Reyes-Pagsoligan

Kelly Robertson, Pharm D - Pharmacy

Dr. Jeff Teraoka, MD, Chief of PM&R, Medical Director PRC

Alberto Lopez

Eric Lipton

Shakeel Khader, MBA, MS, RD

Chief, Nutrition and Food Service

Susan Ropacki, PhD - Program Director PTRP

Tiffanie Sim, Ph.D. - Rehabilitation Neuropsychologist

Scott Skiles, LCSW, - Polytrauma Social Work Supervisor

Stacey Warner

David Siddall, LCSW - Polytrauma Social Work Case Manager

Sly Williams, LCSW - Polytrauma Social Work Case Manager

Marti Veneman, BSN, RN CRRN, NE-BC

NM PRC/CRC Rehabilitation Units

*VA Palo Alto Health Care System, Palo Alto, CA*

Steve McCaslin, Architect, LEED AP; Project Manager,

Office of Facility Planning and Development

Ruth Sachen, MS, RD - Supervisory Dietitian - Nutrition and Food Services

## Office of Construction and Facilities Management

Lloyd Siegal, FAIA

Associate Director, Strategic Management Office

Gary Fischer, RA

Project Manager, Architect

Linda Chan, Planner

Project Planning and Development Office



---

Orest Burdiak  
Principal Interior Designer  
Lam Vu, PE  
Electrical Engineer

Mahmut Nazli,  
Mechanical Engineer

Mark Wiersma,  
Mechanical Engineer

*URS Corporation*

Michael Wood, PE, Vice President  
Director of Engineering

Bill Hoffman, PE  
Mechanical Engineer

Danny Reyno  
Electrical Engineer

**Prime Consultant**

*SmithGroupJJR*

Bill Kline, AIA, EDAC, LEED AP, CAA  
Principal in Charge

Naomi Kruger, IIDA, LEED AP BD+C  
Project Manager

Brenna Costello, AIA, EDAC  
Architect/Healthcare Planner

Echo Jiang  
Technical Support

**Sub Consultants**

*Innova Group*

Michael Cook  
Vice President

Susan Myers, RN, MSN  
Space Planner

Gail Cisneros, RN  
Equipment Planner

# Definitions

<b>Activities of Daily Living</b>	A treatment area where a modified home environment is created to evaluate and retrain patients. This area includes a kitchen, bathroom, living, bedroom, and laundry settings.
<b>Americans with Disabilities Act (ADA)</b>	Legislates access for disabled persons in most privately owned buildings or businesses that serve the public.
<b>Assistive Technology Lab</b>	A dedicated space that includes a variety of state of the art products, devices and equipment that may enable patients with disabilities to accomplish daily living tasks assist them in communication, education, work or recreation activities helping them achieve greater independence and enhance their quality of life.
<b>Balance Testing</b>	A Vestibular Rehabilitation Therapy system used to assess and retrain the sensory and voluntary motor control of balance with visual biofeedback on either a stable or unstable support surface and in a stable or dynamic visual environment using a dynamic dual force plate with rotation capabilities to measure the vertical forces exerted by the patient's feet and a moveable visual surround.
<b>Bariatric</b>	(As defined per VA TIL) a bariatric patient is anyone who has limitations in health due to physical size, health, mobility, and limitations in health due to physical size, health, mobility, and environmental access (Bushard, 2002). For using VA assessment form and bariatric algorithms, VA defines bariatric as individuals exceeding standard capacity equipment (300 lbs) with a BMI of 50.
<b>Blind Rehabilitation Outpatient Specialist (BROS)</b>	A multi-skilled and experienced blind rehabilitation instructor with advanced technical knowledge and competencies in least two of the following disciplines at the journeyman level: orientation and mobility; living skills; manual skills and visual skills. The BROS has been cross-trained to acquire broadly based knowledge in each of the Blind Rehabilitation Competency disciplines including computer access training.
<b>Case Mix</b>	Case Mix categorizes patients into statistically and clinically homogenous groups based on the collections of clinical and administrative data. Adjusting for patients of different levels of acuity forms the basis for healthcare organization comparisons and case mix adjusted resource utilization.

---

<b>Concept of Operations</b>	A user-developed guide to the functional operation of the VA healthcare facility. It defines the function of the facility and scope of medical services to be provided in the new or remodeled space.
<b>Driver Training</b>	This program provides disabled veterans instruction, practice, and evaluation of the special adaptive equipment simulator needed to independently operate a motor vehicle.
<b>Electromyogram (EMG)</b>	A test used to record the electrical activity of muscles. When muscles are active, they produce an electrical current that is usually proportional to the level of muscle activity. An EMG is also called a myogram.
<b>Full-Time Equivalent (FTE)</b>	A staffing parameter equal to the amount of time assigned to one full-time employee. It may be composed of several part-time employees whose total time commitment equals that of a full-time employee. One FTE equals 40 hours per week.
<b>Functional Area (FA)</b>	The grouping of rooms and spaces based on their function within a clinical service. Typical Functional Areas are Reception Areas, Patient Areas, Support Areas, Staff and Administrative Areas, and Residency Program. For the PRC, the Functional Area is further defined by Inpatient Unit Areas, Outpatient Unit Areas, and Transitional Unit Areas.
<b>Gait Lab</b>	This lab tests the patient's gait and balance abilities utilizing specific equipment in a dedicated room.
<b>Indoor Air Quality (IAQ)</b>	Refers to the quantitative level of contaminations in the air as well as the qualitative level of satisfaction of those exposed to the air. Standards for acceptable IAQ have been developed by the U.S. Environmental Protection Agency.
<b>Kinesiotherapy (KT)</b>	The application of scientifically based exercise principles adapted to enhance the strength, endurance, and mobility of individuals with functional limitations or those requiring extended physical conditioning.
<b>Leadership in Energy and Environmental Design (LEED™)</b>	LEED™ includes a rating system for building design as well as professional accreditation for people working in the design and building industry.

---

<b>National Fire Protection Association (NFPA)</b>	Produces a code used in many jurisdictions to define fire protection requirements of building codes.
<b>Occupational Therapy (OT)</b>	Therapy based on engagement in meaningful activities of daily life such as self-care skills, education, work, and social interaction, to enable or encourage participation in such activities despite impairments or limitations in physical or mental functioning.
<b>Physical Medicine and Rehabilitation Service</b>	A medical, multidisciplinary, team-oriented, treatment process designed to reduce the dysfunctional effects of a wide variety of social and physical disabilities.
<b>Physical Therapy (PT)</b>	A treatment that provides therapeutic interventions for patients whose ability to function is impaired by disease, injury, or other causes. This includes those with pain, neuromuscular, musculoskeletal, cardiopulmonary, and integumentary conditions. Physical Therapy includes prevention of injury and impairment through the promotion and maintenances of fitness.
<b>Program for Design (PFD)</b>	A project specific document consisting of an itemized listing of the spaces, rooms, and areas required for the proper operation of a specific service and the corresponding net square foot area of each space, room and area. The PFD is based on criteria set forth in this document and specific information from the Concept of Operations addressing the project's mission, workload projections and staffing levels authorized.
<b>Polytrauma Transitional Rehabilitation Program (PTRP)</b>	VA PTRPs are time limited, goal oriented, residential rehabilitation programs that partner with Veteran and Service member participants to improve their physical, cognitive, communicative, behavioral, psychological, and social functioning after significant injury or illness. PTRP is a program for individuals recovering from Polytrauma, assisting and training individuals to perform average daily living skills as they transition from a 24 hour healthcare environment to a home environment.
<b>Rehabilitation</b>	Retraining of residents to highest level of function using physical, occupational, and speech therapy.
<b>Resident Room</b>	A room in the PTRP licensed for one residential bed.

---

<b>Residential Model</b>	Design philosophy based on incorporating comfortable, holistic, and more personalized elements while minimizing institutional aspects.
<b>Task Lighting</b>	Specific types of lighting directed to specific/individual areas or surfaces (such as countertop, chair, or desk). Rather than providing general illumination for a whole room, task lighting may provide a work light for a desk, reading light for a chair, and general ambient lighting for a couch area. The type of light and its placement is based on an areas use. Lights for each area are controlled individually so the unused areas do not need to be lit until necessary. USGBC energy efficiency requirements for LEED Certification call for individual controls for task lighting.
<b>Uninterruptible Power Supply (UPS)</b>	Generators, batteries, and/or associated equipment that provide continuous electrical power, preventing power loss to critical functions that rely on absolute continuity of service.
<b>VA-SEPS</b>	Acronym for Space and Equipment Planning System, a digital tool developed by the Department of Defense (DoD) and the Department of Veterans Affairs to generate a Program for Design (PFD) and an Equipment List for a VA healthcare project based on specific information entered in response to Input Data Questions. VA-SEPS incorporates the propositions set forth in this chapter as well as all chapters in VA's Program Guide (PG) 18-9. VA-SEPS has been designed to aid healthcare planners in creating a space plan based on a standardized set of criteria parameters.
<b>Veterans Integrated Service Network (VISN)</b>	The VA healthcare system consists of 21 integrated networks across the US and Puerto Rico that are focused on pooling and aligning resources to better meet local health care needs and provide greater access to care.
<b>Vestibular Rehabilitation Therapy</b>	Vestibular Rehabilitation Therapy is an exercise-based program designed to promote central nervous system compensation for inner ear deficits.
<b>Vocational Rehabilitation Therapy</b>	An assessment process that determines the jobs that are best suited for an individual through the use of interviews, evaluation of abilities, and tests of manual and physical skills. VRT services are associated most often with Employment Services Program and there is a renewed interest in this program associated with the VA's younger population.

---



# Abbreviations

<b>-A-</b>		<b>CRI</b>	Color Rendering Index
<b>A</b>	Amps	<b>CON</b>	Certificate of Need
<b>ABA</b>	Architectural Barriers Act	<b>CV</b>	Constant Volume
<b>AC</b>	Air Conditioning		
<b>AC/HR</b>	Air Changes per Hour	<b>-D-</b>	
<b>ADA</b>	Americans with Disability Act	<b>DEPT</b>	Department
<b>ADAAG</b>	ADA Accessibility Guidelines	<b>DGSF</b>	Department Gross Square Feet
<b>A/E</b>	Architect/Engineer	<b>DOE</b>	Department of Energy
<b>AHJ</b>	Authority Having Jurisdiction	<b>DNSF</b>	Department Net Square Feet
<b>AIA</b>	American Institute of Architects	<b>DNTG</b>	Department Net-to-Gross
<b>AII</b>	Airborne Infection Isolation		
<b>ALOS</b>	Average Length of Stay	<b>-E-</b>	
<b>ANSI</b>	American National Standards Institute	<b>EHR</b>	Electronic Health Record
<b>AR</b>	As Required	<b>EO</b>	Executive Order
<b>ASHRAE</b>	American Society of Heating, Refrigeration, and Air-Conditioning Engineers	<b>EPACT</b>	Energy Policy Act
		<b>EPA</b>	Environmental Protection Agency
<b>-B-</b>		<b>-F-</b>	
<b>BIM</b>	Building Information Modeling	<b>F</b>	Fahrenheit
<b>BOMA</b>	Building Owners and Management Association	<b>FA</b>	Functional Area
		<b>FC</b>	Foot Candle
<b>-C-</b>		<b>FGI</b>	Facilities Guidelines Institute
<b>C</b>	Celsius	<b>FM</b>	Facilities Management
<b>CARES</b>	Capital Asset Realignment for Enhanced Services	<b>FTE</b>	Full Time Equivalent
<b>CARF</b>	Commission on Accreditation of Rehabilitation Facilities	<b>-G-</b>	
<b>CCT</b>	Correlated Color Temperature	<b>GFI,</b>	Ground Fault Circuit Interrupter
<b>CCTV</b>	Closed Circuit Television	<b>GFCI</b>	
<b>CDC</b>	Centers for Disease Control	<b>GSA</b>	General Services Administration
<b>CFM</b>	Office of Construction & Facilities Management	<b>GWB</b>	Gypsum Wall Board System
<b>CFM</b>	Cubic Feet per Minute	<b>GSF</b>	Gross Square Feet
<b>CPT</b>	Carpet Tile	<b>GSM</b>	Gross Square Meters
		<b>-H-</b>	
		<b>HAC</b>	Housekeeping Aides Closet
		<b>HIPAA</b>	Healthcare Insurance Portability and Accountability Act

---

<b>HP</b>	Horsepower	<b>NSF</b>	Net Square Feet
<b>HPD</b>	Hours per Day	<b>NSM</b>	Net Square Meters
<b>Hr</b>	Hour	<b>NTS</b>	Not to Scale
<b>HVAC</b>	Heating, Ventilating and Air Conditioning		
<b>-I-</b>		<b>-O-</b>	
<b>IAQ</b>	Indoor Air Quality	<b>OI&amp;T</b>	Office of Information & Technology
<b>IBC</b>	International Building Code	<b>OBRA</b>	Omnibus Budget Reconciliation Act (of 1987)
<b>ICRA</b>	Infection Control Risk Assessment	<b>OSHA</b>	Occupational Safety and Health Administration
<b>IES</b>	Illuminating Engineering Society	<b>OT</b>	Occupational Therapy
<b>IESNA</b>	Illuminating Engineering Society of North America		
<b>IT</b>	Information Technology	<b>-P-</b>	
<b>-J-</b>		<b>PA</b>	Public Address
<b>JCAHO</b>	Joint Commission on Accreditation of Healthcare Organizations	<b>PE</b>	Protective Environment
<b>-K-</b>		<b>PG</b>	Program Guide
<b>K</b>	Kelvin (degrees)	<b>PRC</b>	Polytrauma Rehabilitation Center
<b>-L-</b>		<b>PT</b>	Physical Therapy
<b>LB</b>	Pound, Pounds	<b>PTSD</b>	Post Traumatic Stress Disorder
<b>LEED</b>	Leadership in Energy and Environmental Design	<b>PM&amp;R</b>	Physical Medicine and Rehabilitation Service
<b>LUX</b>	Lumen Per Square Meter	<b>RME</b>	Reusable Medical Equipment
<b>-M-</b>		<b>RUG</b>	Resource Utilization Group
<b>MCS</b>	Master Construction Specifications	<b>RH</b>	Relative Humidity
<b>MIN</b>	Minimum	<b>RT</b>	Recreation Therapy
<b>MM</b>	Millimeters	<b>-Q-</b>	
<b>-N-</b>		<b>-R-</b>	
<b>NEMA</b>	National Electrical Manufacturers Association	<b>-S-</b>	
<b>NFPA</b>	National Fire Protection Association	<b>SF</b>	Square Feet, Square Foot
		<b>SVH</b>	State Veterans Home
		<b>SqM</b>	Square Meters
		<b>-T-</b>	
		<b>TBI</b>	Traumatic Brain Injury

---

<b>TIL</b>	Technical Information Library
<b>TV</b>	Television
<b>-U-</b>	
<b>UBC</b>	Uniform Building Code
<b>U/C/B</b>	Under Counter Base
<b>UFAS</b>	Uniform Federal Accessibility Standards
<b>UPS</b>	Uninterruptible Power Supply
<b>USGBC</b>	United States Green Building Council
<b>-V-</b>	
<b>V</b>	Volts
<b>VA</b>	Department of Veterans Affairs
<b>VACO</b>	Veterans Affairs Central Office
<b>VAMC</b>	Veterans Affairs Medical Center
<b>VAV</b>	Variable Air Volume
<b>VHA</b>	Veterans Health Administration
<b>VISN</b>	Veterans Integrated Service Network
<b>VSO</b>	Veterans Service Organizations
<b>-W-</b>	
<b>W</b>	Watts
<b>W-H</b>	Wall Hung
<b>-X-</b>	
<b>-Y-</b>	
<b>-Z-</b>	



This page has been left blank intentionally.



# 1.0 General Considerations

## 1.1 General Considerations

### The Polytrauma Rehabilitation Network of Care

The Veterans Affairs (VA) Polytrauma Rehabilitation Care system is comprised of five major components: the regional Polytrauma Rehabilitation Center (PRC), the Polytrauma Transitional Rehabilitation Program (PTRP), Polytrauma outpatient and sub-acute network sites; designated Polytrauma support clinic teams located throughout VA health care facilities; and a point of contact at other VA facilities. A PRC provides comprehensive interdisciplinary rehabilitation and coordinates complex medical, surgical, and mental health care, as well as long-term follow-up.

### The Polytrauma Patient

The polytrauma patient (PT) is defined as one who sustained serious injury to two or more body systems, where at least one injury or the combination of several injuries is life threatening. The injuries result in physical, cognitive, and psychological impairments that limit a person's ability to function and at the same time requires specialized intensive rehabilitation and coordination of medical care. According to the traumatology Injury Severity Score (ISS) system PT patient's severity of injury is above 16 on the ISS scale. PT is to be differentiated from multiple injuries that are not life threatening or severe, or from life threatening single injury (barytrauma).

VA polytrauma patient injuries are sustained during active combat or duty service and can be the result of Explosive Weapons (EW) and Improvised Explosive Devices (IED) explosions and blasts. The varied pattern of severe and disabling injuries and traumas causing PT include, but are not limited to traumatic brain injury (TBI), amputations, visual and hearing impairment, spinal cord injury (SCI), burns, musculoskeletal injuries and fractures, wounds, other psychological, life, and limb threatening conditions and Post-traumatic Stress Disorder (PTSD). TBI is typically a result of a brain injury (mild, moderate, or severe condition) and is a primary diagnosis of the PT that is usually accompanied by the other injuries and traumas listed above.

### The Polytrauma Length of Care

Due to the nature of the injuries sustained and the length of time required for rehabilitation, the polytrauma patient

has extended hospital stays averaging 40.6 days (data derived from 2011-2014 statistics). Treatment is provided in the acute inpatient, outpatient, and transitional settings. Patients can be expected to access the polytrauma network of care in an outpatient setting for many years post injury.

### The Polytrauma Patient's Family

When patients sustain polytrauma, the entire family is affected. The family experiences multiple stressors including extended time away from home and support systems, caring for children and/or elderly parents and possible job loss or financial strain. The need for adequate family space throughout the facility, particularly on the inpatient unit, and within the inpatient room is supported by the extensive role the family plays in recovery and long-term care of the patient.

While in the PRC, the family member acts as an extension of the medical staff by assisting with activities of daily living (ADL) as they participate in the patient's care. Often, the family will spend much of the day (and night) in the inpatient room for fear of leaving the patient alone. The polytrauma patient may require long-term assistance from family members for activities of daily living (ADL) post-discharge.

Research also indicates the need for "decompression" areas, such as a private alcove or small comfortable quiet room, which allows the family to leave the patient room, yet remain on the unit. These areas can also be utilized for family counseling as the family dynamics are drastically changed when a family member suffers a polytrauma injury.

### The Polytrauma Interdisciplinary Medical Team

The individual with overall responsibility and authority in the care of patients identified within the medical system with Polytrauma is the PRC medical director. Each medical center director is responsible for ensuring all polytrauma patients are initially referred to the VA Polytrauma Center or SCI Center in their respective referral region.

The medical director at each PRC facility is responsible for facilitating transfers of care between DoD military treatment facilities (MTFs), VA facilities, and the PRC, and ensuring that medical center leadership are a visible participant in the admission and hospital stay, recognizing the importance of the service these individuals have provided to their country. The Medical Director is also responsible for meeting PRC

---

environmental and staffing requirements, and ensuring that provisions are made for patients with polytrauma to have basic medical and primary care and emergent medical and surgical care as needed. In addition, the medical director facilitates access to the next appropriate level of care; e.g., transition of care back to the MTF, or transition of care to the VHA facility closest to the service member's home with the capability of meeting care needs.

An essential component to the PRC system of care is the admission and Follow-up clinical case management. The Polytrauma case manager organizes the rehabilitation services that promote optimal outcomes for the patient, including referrals and follow-up for the ongoing rehabilitation plan of care after discharge. Individuals assigned to this function require knowledge and clinical reasoning skills necessary to review the medical status of the patient, identify the current medical problems, evaluate acuity level, assess factors surrounding readiness for inpatient and outpatient rehabilitation, and monitor patient status until transfer is completed. The clinical case manager makes recommendations for alternative care settings when appropriate. This includes assessing the patient's strengths, challenges, prognosis, functional status, goals, and need for specific services and resources, and developing a plan that identifies short- and long-term goals. Additional responsibilities may include coordinating resources to implement the plan and evaluating the effectiveness and appropriateness of the services provided throughout the entire spectrum of care.

Polytrauma injuries and care create a dramatic change in the lifestyle and family interactions of the patients. For this reason, a strong component of the program is social work case management. In collaboration with the clinical case management, the PRCs provide social work case management services for all patients and their families. The Polytrauma System of Care Handbook, March 2013, provides additional guidance on the provision of these case management services. Social work case management differs from clinical case management in that the social work case manager addresses the psychosocial needs of the patient, advocates for the patient and family, provides supportive services for the family and caregivers, and addresses home and community environment issues. A social work case manager conducts a comprehensive psychosocial assessment, which includes review of cultural issues, patient support systems, family and caregiver support systems, financial and vocational status, and the living situation. In partnership with the clinical case

manager, patient, and family, the social worker case manager develops treatment and discharge plans and provides ongoing case management services including post-discharge. The social work case manager may provide clinical services, such as individual and family counseling and grief counseling. The social work case manager contacts the patient or family prior to transfer to answer questions they may have and to assist with the transition. Social worker case management services continue through the rehabilitation process and post-discharge, providing assistance with transitions to the referring military treatment facility (MTF) or other VA facility, or to the home and community.

The Polytrauma Interdisciplinary (Medical) Team consists of the medical team devoted to the care and rehabilitation of the Polytrauma patient. Each Medical Center Director is responsible for ensuring all polytrauma patients are initially referred to the VA Polytrauma Center or SCI Center in their respective referral region.

The Chief of Staff (COS) at each of the PRC facilities is responsible for ensuring availability of a Physical Medicine and Rehabilitation (PM&R) staff physician 24 hours a day, 7 days a week. The COS establishes local policy to ensure that a multidisciplinary assessment is performed immediately upon admission and an interdisciplinary treatment plan is documented. Medical and surgical specialty services (e.g., physical medicine and rehabilitation, surgery, psychiatry, medicine, orthopedics, infectious disease) are essential and to be involved in the pre-admission assessment of patients with polytrauma.

The Chief Nurse Executive (CNE) at each of the PRC facilities is responsible for ensuring availability of nursing and other assigned program services 24 hours a day, 7 days a week. Collaborating with the COS to ensure that results and recommendations of multidisciplinary evaluations and interdisciplinary treatment are documented in the patient's medical record is crucial to the interdisciplinary nature of care provided to polytrauma patients.

### **The Polytrauma Interdisciplinary Rehabilitation Team**

A physiatrist leads an interdisciplinary rehabilitation team consisting of the following specialists and professional clinicians that are part of the day-to-day planning and patient care:

- a. Specialists in surgery, neurosurgery, internal

- medicine, psychiatry, infectious disease, prosthetics, orthotics, and spinal cord injury
- b. Physical therapists, occupational therapists, kinesiotherapists, recreational therapists, blind occupational therapists, respiratory therapists, and vocational therapists
  - c. Speech and language pathologist and hearing therapists
  - d. Rehabilitation nurses, advance nurse practitioners, wound care nurses
  - e. Social workers, case managers, rehabilitation counselors
  - f. Neurophysiologists, psychologists
  - g. Military liaisons, chaplains, education specialists, and veteran benefit specialists

Each one of these medical specialties and health care disciplines has specialized expertise in caring for the polytrauma patient and family, and are essential to ensuring that the comprehensive care results in optimal outcomes. See table 1.1 for a list of the patient care team.

DISCIPLINE	Full-time Employee (FTE)
Rehabilitation Physician	1
Nurse Manager	1
Registered Nurse (2.0 must be Certified Rehabilitation Registered Nurse (CRRN))	11
Licensed Practical Nurse and/or Certified Nursing Assistant	8
Nurse Educator	1
Clinical Nurse Leader (CNL)**	1
Admission and Follow-up Nurse Case Manager	1
Social Worker	3
Speech-Language Pathologist	3
Pharmacist	0.5
Physical Therapist	3.5
Occupational Therapist	3.5
Recreation Therapist	2
Neuropsychologist	1
Counseling Psychologist	1
Family Therapist	1
Blind Rehabilitation Outpatient Specialist	1
Certified Prosthetist	1
Certified Driver Trainer	1
Program Administrator	1
Program Assistant	1

**Table 1.1**

Required Core Staff for the Polytrauma Rehabilitation Center(PRC)\* per 12 Bed Inpatient Unit from the Polytrauma System of Care Handbook, March 2013

\* Variances from the staffing model must be approved by the Physical Medicine and Rehabilitation Service Program Office.

\*\* The CNL is a mandated position for all patient care settings in all Department of Veterans Affairs medical centers by 2016 and the rapid implementation of this role at the PRCs is a high priority. Office of Nursing Service will assist sites, as needed, with the implementation.



DISCIPLINE	Full-time Employee (FTE)
Program Director	1
Program Assistant	1
Pharmacist	0.5
Physiatrist	0.5
Psychiatrist	0.5
Registered Nurse	1
Licensed Practical Nurse	5
Speech Language Pathologist	1
Occupational Therapist	2
Physical Therapist	0.5
Recreation Therapist	2
Recreation Therapist Assistant	1
Neuropsychologist	1
Counseling Psychologist	1
Social Worker	1
Blind Rehabilitation Outpatient Specialist	0.5

**Table 1.2**

Required Core Staff for the Polytrauma Transitional Rehabilitation Program(PTRP)\* per 10 Bed Inpatient Unit from the Polytrauma System of Care Handbook, March 2013

\* Variances from the staffing model must be approved by the Physical Medicine and Rehabilitation Service Program Office.

DISCIPLINE	Full-time Employee (FTE)
Rehabilitation Physician	0.5**
Registered Nurse	0.5**
Social Worker	0.5**
Speech-Language Pathologist	0.5**
Physical Therapist	0.5**
Occupational Therapist	0.5**
Clinical Psychologist	0.5**
Blind Rehabilitation Outpatient Specialist	0.5**
Certified Prosthetist	0.5**

**Table 1.3**

Required Core Staff for the Polytrauma Network Sites(PNS)\* from the Polytrauma System of Care Handbook, March 2013

\* Variances from the staffing model must be approved by the Physical Medicine and Rehabilitation Service Program Office.

\*\* .5 FTE is required to be available to the PNS team, with flexibility allowed based on workload demand.

DISCIPLINE	Full-time Employee (FTE)
Program Manager	*
Program Assistant	*
Health Coach/Clinical Educator	*
Therapeutic Recreation Specialist	*
Vocational Specialist	*
Other Disciplines based on local needs	*

**Table 1.4**

Additional Staff Recommended for the Polytrauma Network Sites(PNS)\* from the Polytrauma System of Care Handbook, March 2013

\* FTE determined by workload demand.

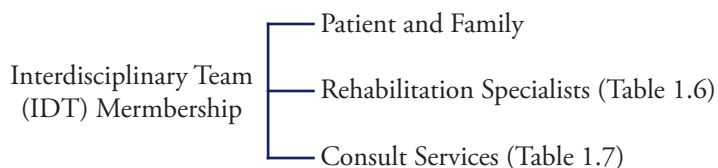
---

DISCIPLINE	Full-time Employee (FTE)
Rehabilitation Physician	0.5*
Registered Nurse	0.5*
Social Worker	0.5*
Speech-Language Pathologist	0.5*
Physical Therapist	0.5*
Occupational Therapist	0.5*
Psychologist	0.5*
Other Disciplines based on local needs	

**Table 1.5**

Required Core Staffing for the Polytrauma Support Clinic Team (PSCT)\* from the Polytrauma System of Care Handbook, March 2013

\*\* .5 FTE is recommended to be available to the PSCT team, with flexibility allowed based on workload demand.



Physiatrist
Rehabilitation Nursing Staff
Social Worker
Clinical Neuropsychologist
Rehabilitation Psychologist
Occupational Therapist
Pharmacist
Physical Therapist
Recreation Therapist
Speech-Language Pathologist
Family Counselor
Driver Rehabilitation Specialist
Kinesiotherapist
Blind Rehabilitation Specialist
Prosthetist
Orthotist
Vocational Rehabilitation Specialist

**Table 1.6**  
Dedicated Rehabilitation Specialists Recommended at Each Polytrauma Rehabilitation Center from the Polytrauma System of Care Handbook, March 2013

Audiology
Assistive Technology
Chaplaincy
Dentistry and oral and maxillofacial surgery
Dietician
Endocrinology
Gastroenterology
General and Internal Medicine
General Surgery
Hospitalist
Infectious Diseases
Intensivist
Neurology
Neuro-ophthalmology
Neurosurgery
Optometry
Orthopedic Surgery
Otolaryngology
Pain Specialist
Plastic Surgery
Psychiatry
Respiratory Therapy;
Urology
Wound Care Nursing

**Table 1.7**  
Dedicated Consult Services Recommended at Each Medical Center with a Polytrauma Rehabilitation Center from the Polytrauma System of Care Handbook, March 2013

## 1.2. Operations: Concepts, Classification of Polytrauma Symptoms

Polytrauma injuries are often the result of a blast. Blasts cause injuries through multiple mechanisms. Severe blasts can result in total body disruptions and death to those closest to the blast site or they can result in burns and inhalation injuries. Blast injuries typically are divided into four categories: primary, secondary, tertiary, and quaternary or miscellaneous injuries. See Table 2.1

Animal models of blast injury have demonstrated damaged brain tissue and consequent cognitive deficits. Indeed, the limited data available suggests that brain injuries are a common occurrence from blast injuries and often go undiagnosed and untreated as attention is focused on more visible injuries. A significant number of casualties sustain emotional shock

and may develop PTSD. Individuals may sustain multiple injuries from one or more of these mechanisms. Explosions can produce unique patterns of injury seldom seen outside combat.

Understanding blast injury as a common mechanism-of-injury for polytrauma patients helps guide assessments beyond the most obvious physical problem. This understanding guides a more comprehensive evaluation and care plan process to prevent more disabling conditions from arising in the future. Such a mechanism-of-injury-based approach to evaluation and treatment is more proactive and efficient and, ultimately, cost effective. Table 2.2 outlines some common conditions related to the system or organ they affect.

Category	Characteristics	Body Part Affected	Types of Injuries
Primary	Unique to HE (high-order explosives), results from the impact of the over-pressurization wave with body surfaces.	Gas filled structures are most susceptible - lungs, GI tract, and middle ear.	Blast lung (pulmonary barotrauma) TM (tympanic Membrane) rupture and middle ear damage Abdominal hemorrhage and perforation - Globe (eye) rupture- Concussion (TBI without physical signs of head injury)
Secondary	Results from flying debris and bomb fragments.	Any body part may be affected.	
Tertiary	Results from individuals being thrown by the blast wind.	Any body part may be affected.	Fracture and traumatic amputation Closed and open brain injury

**Table 2.1**

Mechanisms of Blast Injury

Source: Centers for Disease Control and Prevention (CDC) Classification of Blast Injuries

System or Organ	Injury or Condition
Auditory or vestibular	Tympanic membrane rupture, ossicular disruption, cochlear damage, foreign body, hearing loss, distorted hearing, tinnitus, earache, dizziness, sensitivity to noise.
Eye, orbit, face	Perforated globe, foreign body, air embolism, fractures.
Respiratory	Blast lung, hemothorax, pneumothorax, pulmonary contusion and hemorrhage, atrioventricular fistula (source of air embolism), airway epithelial damage, aspiration pneumonitis, sepsis.
Digestive	Bowel perforation, hemorrhage, ruptured liver or spleen, mesenteric ischemia from air embolism, sepsis, peritoneal irritation, rectal bleeding.
Circulatory	Cardiac contusion, myocardial infarction from air embolism, shock, vasovagal hypotension, peripheral vascular injury, air embolism-induced injury.
Central nervous system	Concussion, closed or open brain injury, petechial hemorrhage, edema, stroke, small blood vessel rupture, spinal cord injury, air embolism-induced injury, hypoxia or anoxia, diffuse axonal injury .
Renal and/or urinary tract	Renal contusion, laceration, acute renal failure due to rhabdomyolysis, hypotension, hypovolemia.
Extremity	Traumatic amputation, fractures, crush injuries, burns, cuts, lacerations, infections, acute arterial occlusion, air embolism-induced injury.
Soft tissue	Crush injuries, burns, infections, slow healing wounds.
Emotional or psychological	Acute stress reactions, PTSD, survivor guilt, post-concussion syndrome, depression, generalized anxiety disorder.
Pain	Acute pain from wounds, crush injuries, or traumatic amputations; chronic pain syndromes.

**Table 2.2**

Blast-Related Injury Table

Source: Centers for Disease Control and Prevention (CDC) Classification of Blast Injuries

---

This page has been left blank intentionally.



# 2.0 Functional Concepts

## 2.1 Functional Concepts

### 2.1.1. General Services in Polytrauma Rehabilitation Center Design

The general services provided at a specialized Polytrauma Rehabilitation Center (PRC) are designed to provide the full range of care for patients who have sustained polytraumatic injuries requiring comprehensive interdisciplinary rehabilitation and medical care and coordination of physical, cognitive and emotional care at the PRC, followed by additional outpatient rehabilitation as part of the Polytrauma Network Site care and/or Polytrauma Support Clinic Team involvement, proactive case management, telehealth, transitional rehabilitation, and long term follow-up. This care occurs in three phases and the PRC facilities provide for the differing needs.

#### 1. Admission criteria (ref. VHA Handbook 1172.1-March 2013 addition) include:

- a. The individual with polytrauma is an eligible veteran or an active duty military service member; and
- b. The individual has sustained multiple physical,

cognitive, and/or emotional impairments secondary to trauma; and

- c. The individual has the potential to benefit from inpatient rehabilitation; or
- d. The individual has the potential to benefit from a transitional community re-entry program; or
- e. The individual requires an initial comprehensive rehabilitation evaluation and care plan.

#### 2. Comprehensive Interdisciplinary Inpatient Evaluations

The PRCs offer admissions to inpatient rehabilitation for comprehensive interdisciplinary evaluations for patients with varying levels of acuity and severity. A patient at any level on the Rancho Los Amigos Level of Cognitive Function Scale (LOCF) may be appropriate for admission. These evaluations help determine the range and types of services needed to manage the full scope of medical, rehabilitation, and psychosocial symptoms resulting from combat injury and the most appropriate setting in which to deliver those services. Members of the interdisciplinary team (IDT) administer a variety of assessment instruments and then meet as a group to integrate results and recommendations.

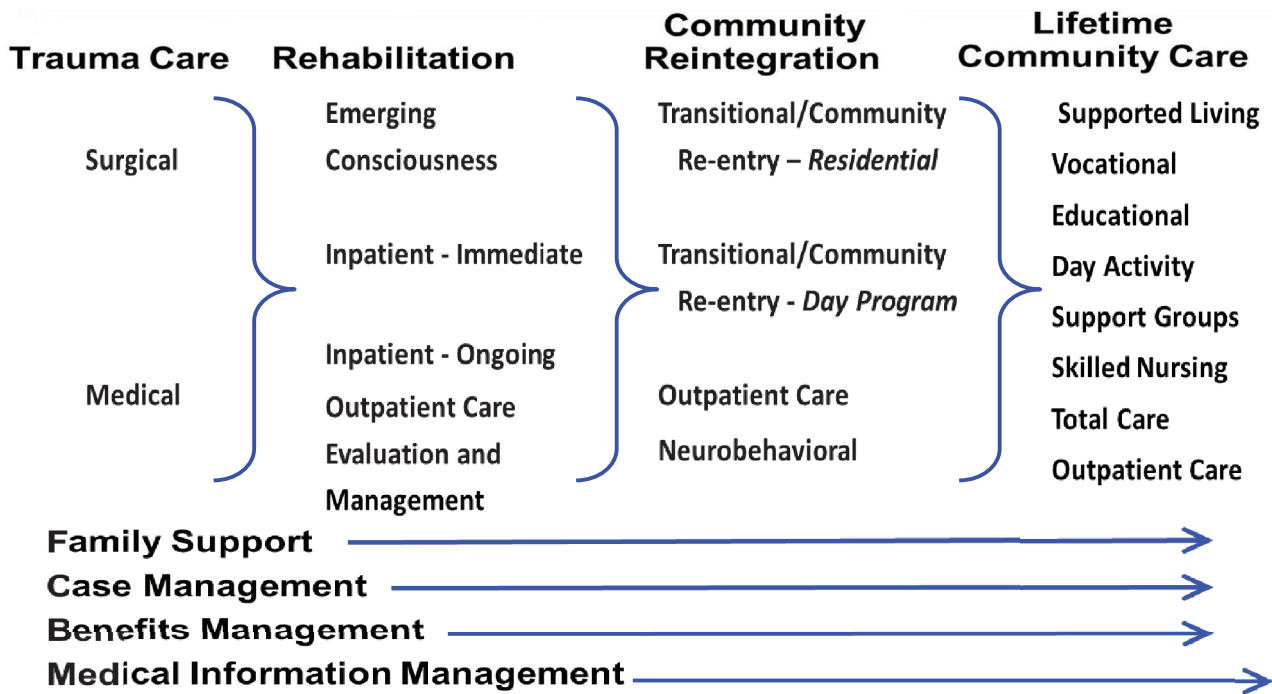


Figure 1.1  
Continuum of Care for the Polytrauma patient population

---

Recommendations for optimal care settings vary depending upon the extent and severity of injury, family and institutional support, and availability of services in the community. When patients leave the site, attempts are made to transition them to case managers closer to their home destination. PRC case managers are available for consultations but the local case managers become the primary support.

Due to the medical complexity of the patients the inpatient care provided to the PRC patient is a 24 hours per day program coordinated by the IDT. The IDT identifies and addresses medical and rehabilitation needs associated with the patient's injuries. Average length of stay for a PRC Inpatient is currently 40.6 days (data derived from the 2011-2014 statistics).

The physical design of the inpatient program is highly patient and family centered. The inpatient units are designed to increase staff efficiency and create a safe, supervised and structured environment. The goal is to provide the least restrictive and utmost healing environment possible. Patients are encouraged to be up and out of their rooms the majority of the day, interacting with other patients and families between therapy sessions.

## **2a. The Emerging Consciousness (EC) Program**

The Emerging Consciousness (EC) Program is a specialized program for persons with severe traumatic brain injury who are medically stable, but not yet "awake".

EC Program includes:

- a. Inpatient Beds at each PRC
- b. Common assessment and management protocols
- c. Links to academic medical centers (AMC) who are leaders in DOC
- d. Embedded Epilepsy Center of excellence

The program uses interdisciplinary medical, nursing, and rehabilitation services and it works to: 1) improve patient responsiveness and return to consciousness, 2) optimize long term function, and 3) facilitate advancement to the next level of rehabilitation. The medical team will work together to accomplish this by providing individualized treatment designed to cognitively and environmentally stimulate in a structured manner, while treating or preventing medical or physical conditions that may hinder that return to consciousness. The average length of stay for this particular patient population is 90-120 days. The design should provide

for at least two rooms to accommodate EC patients per each 12 bed unit.

## **2c. Acute Comprehensive Interdisciplinary Inpatient Rehabilitation**

Acute comprehensive interdisciplinary inpatient rehabilitation is a highly-specialized level of care designed to treat patients as soon as they reach a level of medical stability to tolerate initial rehabilitation programming. The primary emphasis is to provide intensive interdisciplinary rehabilitation services in the early months after the injury. The focus of acute rehabilitation is on cognitive, physical, and behavioral improvement. Goals include: increased cognition, self-awareness, functional communication, mobility, psychosocial skills, activities of daily living, productive activity, and preparation for home and community. The treatment program is goal-oriented with a focus on practical lifeskills training, individualized and cost-effective treatment, and patient and family education, support, and preparation. Patients remain in acute rehabilitation until goals are met or maximal improvement is realized.

Inpatient units have therapy gyms, as well as smaller, less stimulating therapeutic areas, including activity rooms, and quiet rooms in which individual therapy or co-treatments (more than one therapeutic discipline providing treatment simultaneously) can be provided without distraction.

## **3. Transitional Care**

The Polytrauma Transitional Rehabilitation Program (PTRP) provides comprehensive, post-acute cognitive retraining and community re-entry rehabilitation to PT patients. The program lasts an average of 3 to 6 months, but continues as long as the patient is making significant progress. Most rehabilitation treatment takes place in a group setting; however, all patients receive one-on-one therapy as needed. As the patient prepares to leave the program, vocational rehabilitation services, work preparation, or school activities are supported by the staff and other members of the rehabilitation team. The PTRP facility is designed as a residential environment and can be located on the same site as the PRC or in an off site location. Community reintegration is provided throughout the rehabilitation process. PTRP activities are less supervised and include cooking therapy and driver training, and closely mirror the transition to home

activities including trips into the community for shopping, recreational activities, and other events.

Case managers work closely with their assigned patients throughout the rehabilitation process to ensure they are getting every treatment necessary to make the fullest recovery possible. These managers conduct follow-up assessments for patients after their discharge for a minimum of one year to support a seamless transition to home, work, school, or a return to active duty.

#### 4. Outpatient Care

Outpatient treatment maintains the continuum of care after the inpatient stay and is the point of entry into the system for patients with delayed onset of PT symptoms. The outpatient care component of the PRC is a separate level of care from transitional care and is utilized by individuals living and working in their communities. The physical facilities required for the delivery of outpatient care include an outpatient clinic setting and often utilize physical medicine and rehabilitation (PM&R) resources within the hospital.

The Outpatient Program is a combination of multiple individual patient programs, as no two patients' diagnosis and recovery are the same. The overall goal is interdisciplinary outpatient treatment coordination in support of patient independence in the community. It is a process of improvement, often of adjustment, uniquely designed and delivered for each patient based on individual medical, functional and clinical needs. Outpatients commute from home and are typically accompanied by family members.

##### 4a. Outpatient Interdisciplinary Rehabilitation

The PRCs provide individualized, coordinated, and outcome focused outpatient services including medical support, therapy services, education, and psychosocial treatment and support to patients who live in their local service areas.

Telehealth technology links VA and all PRC sites bringing together a critical mass of relevant clinical expertise to assess, treat and rehabilitate the physical, mental and psycho-social problems that accompany PT; it has the capacity to link them with DoD sites and provides high-resolution video-conferencing.

VA deploys Telehealth to its community-based outpatient

clinics to bring care closer to the patient home. Telehealth technology has the ability to provide consultations and follow-up management to PT patients from their homes. The Telehealth program is expanding throughout the patient population.

##### 4b. Reevaluations

Reevaluations at a PRC are available as needed. These interdisciplinary reevaluations of polytrauma patients are an important component of the continuum of care for patients sustaining severe injury and disabling impairments. In some instances, use of TeleRehabilitation technology may be appropriate.

##### 4c. Ongoing Case Management and Follow-up

Ongoing clinical and social work case management services are provided to patients requiring continued rehabilitation services. These services involve acting as the point of contact for ongoing and emerging medical, psychosocial, or rehabilitation problems; care coordination; acting as patient and family advocate; and assessing clinical outcomes and satisfaction. The assigned clinical and social work case managers make proactive and routine contacts with the patient and family as long as active treatment goals remain.

#### 5. Transitional Community Re-entry

The clinical teams aim to gradually reintroduce patients to elements of the community as soon as possible (at the inpatient, PTRP, or outpatient level). Patients at high-levels of cognitive function who have progressed beyond the need for basic rehabilitation interventions may be admitted for high-level cognitive rehabilitation, advanced gait training, advanced prosthetic training, vocational evaluation, and other transitional or community re-entry programming and in some cases, group activities in the community.

#### 6. Consultation

The PRCs serve as consultants to the VA system, the military health care system, and non-VA care providers. PRC staff review patient records, provides recommendations for care, assists with identifying an appropriate care setting, and provides continued support as needed. Consultation through telerehabilitation is also available.

---

## 7. Assistive Technology (AT) Centers

Comprehensive AT teams are established at all PRC sites, provide equipment and services to any veteran with need and include: 1) rehabilitation engineers; 2) Rehabilitation Engineering and Assistive Technology Society of North America (RESNA) certified therapists per: cognitive and mobility clinical services; 3) Commission of Rehabilitation Facilities (CARF) integration; 4) uniform templates for all assessments and treatments; 5) virtual consultations through Telehealth.

### 2.1.2. Space Planning and Design

#### 1. Flexibility

The design of a PRC needs flexibility to respond to changing workloads, care objectives, and technologies. In a rehabilitation facility, rehabilitation and treatment occurs everywhere within the facility. Corridors, multipurpose zones, and alcoves where patients engage in social interaction are all part of the therapy program.

- a. All areas within the building should be designed to accommodate a range of functions and program activities. For example: Patient rooms double as counseling and interdisciplinary team rooms for patient evaluation. Dining rooms become spaces for movie night or an occupational therapy group activity during off dining hours.
- b. Generic plans should be developed to respond to changes in use and assignment. For example, as alternative therapy becomes more prevalent in the care for PRC patients, exam rooms need to be designed to facilitate the change of function (to become an acupuncture room or massage therapy room as examples) with little disruption to the existing spaces.

#### 2. Efficiency

The design of a PRC should provide resources to accommodate the evolution and change of health care delivery demands.

- a. Support spaces, such as storage and utility rooms,

should be designed to be shared where possible to reduce the overall need for space.

- b. Group facility supply and transport areas to achieve efficiency of operation.
- c. Duplication of departments (such as PM&R, prosthetics, wheelchair repair, etc) or specific spaces should be minimized where limited resources are available and if the program is offered in the main medical center.

### 3. User Needs

Patient dignity and respect for individuality should be accommodated while considering operational realities. Patient vulnerability to stress from noise, lack of privacy, poor or inadequate lighting and other causes, and the subsequent harmful effect on well being, are known and documented.

A key architectural objective is to reduce emphasis on the institutional aspects of care and to surround the patient and family with furniture, finishes, and fixtures that are more homelike and comfortable. A spirit of neighborhood or household is encouraged. Patient privacy needs to be provided while encouraging socialization and other group activities.

PRC facilities need to be environments of healing that allow the building itself to be part of the therapeutic setting. The technical requirements such as patient lift systems, computer charting stations, and medical gas outlets, are required to provide state-of-the-art care and should be visually hidden and designed to be integrated into the delivery of care.

PRC patients tend to require multiple pieces of large equipment for testing and treatment. Sufficient space should be allocated in all areas of the building for equipment and supplies to avoid storing or parking items such as medication carts and assistive devices in public view, in corridors, or in patient care areas.

To increase infection control and prevent exposure to multi-drug organisms and other disease exposure, the building must be designed to allow for isolation of patients in a negative pressure patient room until after cultures are received. Reusable equipment needs to be cleaned and clear identification should be made for handling dirty versus clean supplies.

Security, both from a patient and a facility perspective, needs to be addressed by planning, design and detail considerations.

### 2.1.3 Planning and Design Data

#### 1. Inpatient Unit

##### a. General

The inpatient unit is an essential building block for a PRC facility and provides many functions beyond a typical hospital inpatient unit. Intensive patient treatment will occur in the individual patient rooms and in other treatment and rehabilitation spaces required on the unit. Family members will assist in this treatment and will require additional spaces for their needs.

The staffing model for the inpatient PRC unit requires an inter-disciplinary team approach to care. This includes staff work-stations (or open teaming areas) to be located on the unit designed to encourage and support collaboration.

##### b. Planning & Design Considerations

###### i. Patient Room

The patient room in a PRC facility requires area for individualized patient treatment from multiple staff members and therapists as well as to accommodate additional equipment for patient treatment. In addition, patients are often in specialized wheelchairs or powerchairs (scooters) which require maneuvering space as well as space to transfer from their chair to the bed. Due to the longer length of stay, the patient rooms have casework for storing personal belongings and furniture for table top activities, work, and in-room therapy. The Room Guide Plates indicate three optional layouts for inpatient rooms to accommodating these needs.

###### ii. Nurse Stations

The intensive treatment of the patients require a large number of staff to be in close relationship to patient rooms. This can be accomplished by centering the nurse station within the inpatient unit or decentralized nurse stations can be placed in strategic locations in proximity to patient rooms. Due

to the multiple specialists that work on these units, extra workstations and seats should be provided at the nurse stations to encourage collaboration among the specialties. The Room Guide Plates provide both options for consideration. The resident rooms and a collaborative space for rounds are located near the nurse station in order to provide for the transfer of information.

###### iii. Dining Room/Kitchen

This space supports the dining functions for all inpatients and also serves as a private therapeutic assessment and treatment space for patients who require additional assistance at meal time. The kitchen is also used to help patients and family members learn what to cook and how to prepare meals as many patients require different meal menus than prior to their injury. As the speech therapist and occupational therapist work closely with patients in this space in order to assist in meal time activities, the kitchen and dining room benefit from being co-located near one another.

###### iv. Family Multipurpose Room / Family Room

Family members play a key role in a patient's treatment and are often in the patient room for extended periods of time. This contributes to the size requirements of the inpatient room. Although the patient room is sized to accommodate a sleeping area, work area, extra storage and a zone for family members, it is important to have space on the unit for the patient and family to rest and relax outside of the walls of the patient room. The inpatient unit space criteria provides family members with a multipurpose and living room space on the inpatient unit, which allows them to stay close to the patient at all times. The multipurpose family room allows the family to step away from the clinical activities and engage in small table top activities, such as board and card games, puzzles, and tablet device based interactive games, or allow a child to watch a movie or play without distracting the patient in the patient room.

The dining/kitchen and family rooms benefit from being adjacent to one another and/or combined in some cases to provide one larger room or two/three smaller rooms. The length of stay for the polytrauma patient contributes to the need for these additional spaces within the unit.



---

## **v. Rehabilitation Gym**

Because of the acute injuries of the patient and the integral part of therapy plays in the delivery of polytrauma care, this rehabilitation gym is required on the inpatient unit for individual and group treatment for physical therapy (PT) and occupational therapy (OT) activities. Many patients have difficulty leaving their room (physically or psychologically) for inter-hospital transport therefore the patient rooms are sized to accommodate bedside therapy.

To support the continuum of care, the main rehabilitation gym is located adjacent to the inpatient unit for easy transition to and from patient rooms and maximizes the duration of treatment. A storage room is required for the gym providing storage of equipment not utilized on a daily basis. Two private exam rooms should be located adjacent to and open up to the main gym. These rooms provide patients with private treatment should the main gym be over stimulating or a private setting is necessary as part of the care program. Patient restrooms located near the gym serve both general use and allow therapists to work on transfers and OT skills in a real bathroom setting. The PT/OT/KT staff need a place to touch down and chart close to the gym. A room accessible to the gym with viewing windows from one to the other enhances the workflow and monitoring of the patients while providing private space for the staff to collaborate on each patient's case.

## **vi. Activities of Daily Living (ADL)**

The residential apartment is provided for activities of daily living training. Comprising a bedroom, bathroom kitchen, dining area, living area, and small workstation, it is most effective when on the inpatient unit adjacent to the physical and occupational therapy spaces. Occupational therapists will often take a patient into the ADL to demonstrate a transfer or a potential activity in the kitchen that they simply cannot accomplish in the main gym. The apartment provides space for therapists to evaluate a patient's functions in a traditional living environment.

## **vii. Recreation Therapy**

Recreation therapy services are provided in two separate rooms; a quiet table top activity space and a louder gaming space. The group recreation therapy room should have a

direct connection with the inpatient unit in order to reduce travel times and allow patients more time in therapy. In addition, recreation therapy services benefit from close adjacency to the computer activities room (which is used for quiet computer training). Often one recreational therapist will be conducting the class in the group therapy room, while also monitoring a patient in the computer activities room therefore it is preferable to have a viewing window between these two spaces.

## **viii. Speech Language and Hearing Therapy**

Speech, Language and Hearing therapists work hand-in-hand with the physical therapy and occupation therapy team as well as aiding in meal time activities. Their office and treatment spaces should ideally be located adjacent to either the PT/OT gym or the dining room, or in the best case, in between both, in order to best assist patients who require swallow studies which result in meal modifications. Primary services provided are audiology diagnostic assessments of hearing and treatments; hearing aid evaluations; speech and language disorders diagnostic and treatment, including voice, articulation, fluency, swallowing and other diagnosis.

## **ix. Case Managers**

The case managers work closely with the patients and family members to coordinate their care prior to admission, during their stay, and after they are discharged. These staff members function most efficiently when their work area is located in proximity to the nurse station and patient rooms.

## **x. Room Guide Plates**

In section 4.2, the following spaces have been developed further and analyzed with the subject matter experts across the country to formulate Room Guide Plates as a reference for what is required within a typical room of its kind:

- a. Patient Room and bathroom (three options)
- b. Nurse Station (two options)
- c. Medication Room
- d. Dining Room and OT Kitchen
- e. Family Room/Multipurpose Room
- f. Laundry Room
- g. Gym, Rehabilitation Therapy
- h. Evaluation Room PT/OT
- i. Team Room
- h. Group Room, Recreation Therapy
- i. Testing Lab, Neuropsychology

- j. BROS Treatment/Office
- k. Assistive Technology Lab/Rehab Engineering
- l. Office, Speech Language Pathology
- m. Provider Office

## 2. Polytrauma Transitional Rehabilitation Program (PTRP)

### a. General

A distinctly separate environment is desired for the Polytrauma Transitional Rehabilitation Program away from the institutional hospital. Patients are moved from the hospital inpatient unit to the PTRP in order to assist them in the transition back to the community. In some cases, patients who have relapsed in the community may come to this Center for intensive assessments and focused treatment.

### b. Planning & Design Considerations

The Transitional Rehabilitation Center may be in several locations:

1. Within the hospital but finished as a separate environment of care
2. Separate but connected to the hospital sharing certain primary hospital functions
3. A complete separate building on the hospital campus
4. A separate building on an off-campus site

### i. Resident Room

The transitional resident bedroom is sized to approximate the size of a bedroom a resident may encounter when returning home, with some additional space provided to ease mobility training. The intent of the program is to provide furnishings in this room similar to a traditional residential bedroom. Although direct access to a handicapped-accessible toilet and shower room from the bedroom is required, the design of all parts of the resident room and bathroom should encourage independence and mimic a home residence. Patients are encouraged to take part in programmed activities throughout the day so their time spent in the resident room is minimized.

### ii. Resident Apartment

The resident apartment unit closely simulates a real world

living set-up. It allows for functional assessment of the patient by staff members in a controlled and supportive setting. Deficiencies in patient self-care and independence are identified during the two week evaluation period and treatment plans are adjusted accordingly. Although not a requirement, the apartments function best when separated from the resident unit to simulate the real world conditions as closely as possible.

### iii. Nurse Stations

The nurse and check-in station is similar to a hotel reception function, with dedicated medication and staff spaces adjacent. This area serves as the headquarters of the building and should be centrally located to monitor resident rooms and group gathering spaces.

### iv. Dining Room/Kitchen

The dining and kitchen areas are the social heart of the program where patients and families gather and progress together as they transition home. The dining area has a dual function as a game area or community room while the kitchen is used for both individual and group therapy for cooking, preparing, and serving meals.

### v. Assistive Technologies

The assistive technology lab provides patients with wheelchair repair and small device (environmental controls) trial. These new devices allow the patients to adapt to their environments and move forward in their therapy program. Patients often benefit from the prosthetics lab and hearing booths as part of their recovery. These two disciplines would best compliment the PRC by bridging the gap between the main MTF and the PRC.

### vi. Room Guide Plates

The major spaces required in the Transitional Rehabilitation Center are developed into Room Guide Plates, see Section 4.3, and include the following spaces:

- a. Resident Bedroom and bathroom (two options)
- b. Resident Apartment Unit
- c. Nurse Station and Medication Room
- d. Dining Area and Kitchen
- e. Gym, Rehabilitation Therapy
- f. Assistive Technology Lab and Storage Room
- g. Exam/Treatment Room

---

### 3. Outpatient Unit

#### a. General

The outpatient unit is a key function of the PRC facility and provides specific cognitive training for patients living in the community through regular outpatient visits as part of their polytrauma care. This unit differs from a typical hospital outpatient clinic by concentrating PRC patients, staff and specialized treatment in one area. Patients will be assessed and treated in group as well as individual settings.

#### b. Planning & Design Considerations

##### i. Patient Lounge

This is a place for patients to socialize, relax and even dine between treatments and provider appointments. Quite often patients will have multiple but not consecutive outpatient appointments in the same day at the PRC. The patient lounge provides them with a resting place.

##### ii. Physical and Occupational Therapy Gym

This space is a large room that supports physical activities and rehabilitation therapy. The outpatient gym is heavily focused on exercise equipment and progressing the patients ability to return to previous physical activities. This space also supports occupational therapy treatments to enhance the patients ability to regain independence. Similar to the inpatient unit, the large gym should have supporting spaces adjacent to it such as private treatment spaces, restrooms (functioning and training), storage rooms, and staff teaming areas.

##### iii. Gait Lab

The services provided in this lab test the patients gait and balance abilities in an one room. This space should be designed as a flexible environment able to adapt to newly developed technology for gait analysis. Ideally the gait lab and other research and virtual reality spaces (such as the driver training room) should be co-located in proximity to the PT/OT gym.

##### iv. Driver Training

The driver training simulator room is a space used to conduct

virtual reality simulation studies designed to reacclimate patients return to driving a vehicle. Virtual reality simulation study is provide by a 'driving machine.' The driving machine simulates real-time traffic conditions providing training/therapy for patients who struggle with over stimulation, distracting noises, and similar conditions that hinder their ability to regain their driving skills. The room must accommodate change as driving simulator models are continuously evolving as technology improves. The simulator room should be adjacent to the rehabilitation gym and other simulation evaluation rooms. Included in a patient's therapy regime will be scenarios of disassembling their own wheelchair and packing it into a physical car therefore exterior access to a dedicated parking/training area is desired.

##### v. Balance Testing and Vestibular Testing

These two rooms provide a platform for testing studies which assess and retrain the sensory and voluntary motor control of balance with visual biofeedback on either a stable or unstable support surface and in a stable or dynamic visual environment. NeuroCom© and rotary chair rooms provide an additional layer of balance study for patients in the PRC. These spaces should be adjacent to the gym or virtual reality spaces for best cross communication with similar staff members.

##### vi. Room Guide Plates

The major spaces required in the Outpatient Unit are developed into Room Guide Plates, see Section 4.4, and include the following spaces:

- a. Exam Room
- b. EMG Exam Room
- c. Chiropractic Exam Room
- e. Procedure Room, Pain
- f. Driver Training Room
- g. Gait Lab (and supporting spaces)
- h. Gym, Rehabilitation Therapy
- i. Speech Therapy Lab
- j. Balance Testing Room
- k. Vestibular Room

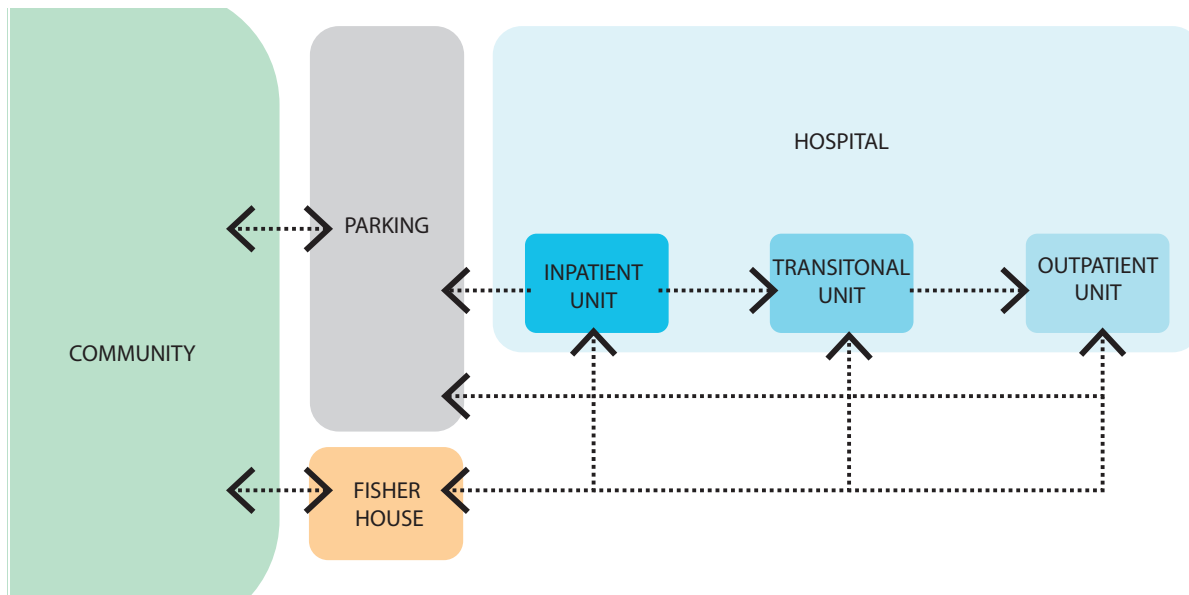


## 2.2 Functional Diagrams

### 2.2.1. Overall PRC Functional Diagrams

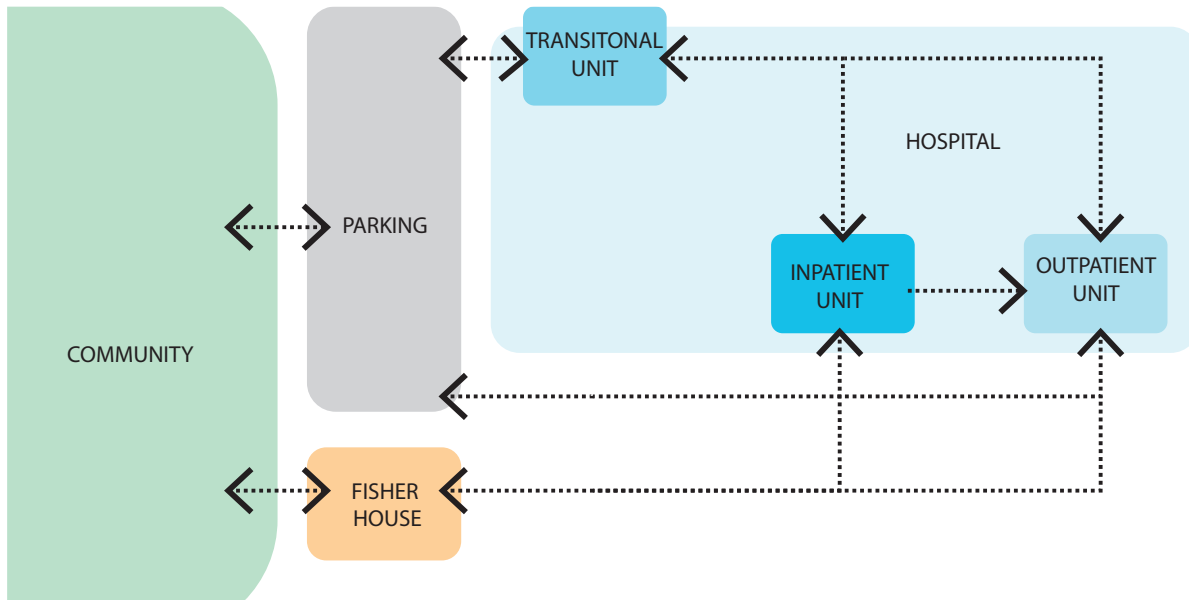
The following diagrams show options for potential organization of the buildings and support spaces for a PRC continuum of care.

A. Inpatient, Transitional, and Outpatient Units within the main hospital/medical center proper, adjacent to each other.



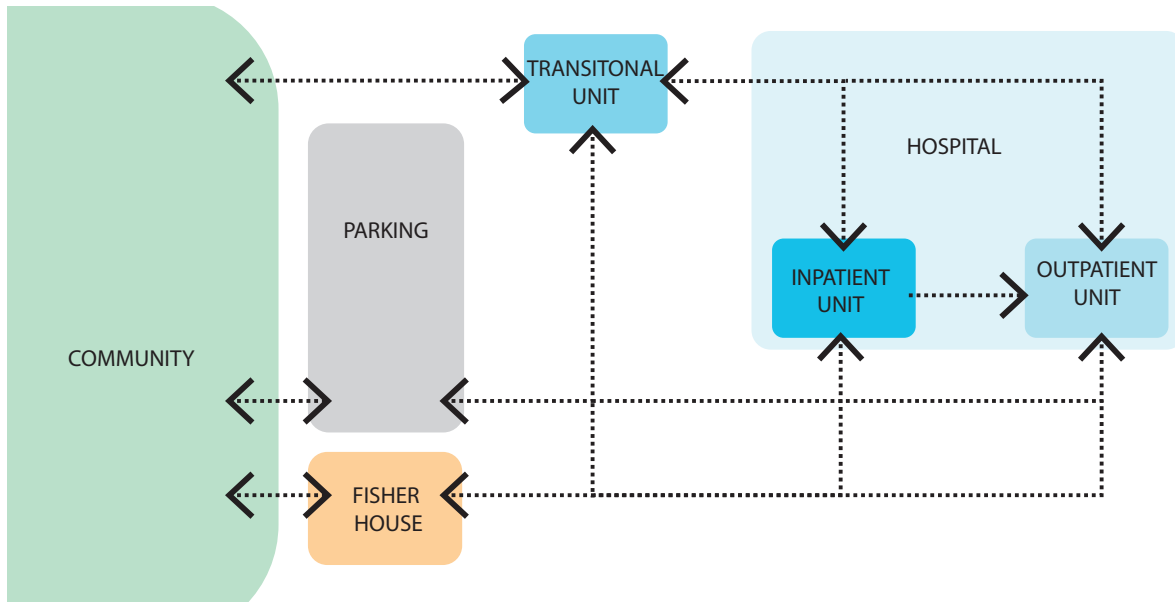
**Figure 2.1**  
Overall PRC Diagram – Option A

B. Inpatient and Outpatient Units within the hospital/medical center proper, with Transitional Unit separated by physical distance within the proper.



**Figure 2.2**  
Overall PRC Diagram – Option B

C. Inpatient and Outpatient Units within the hospital/medical center proper, with Transitional Unit separated by greater physical distance on the campus grounds or at an off-campus location.



**Figure 2.3**  
Overall PRC Diagram – Option C

### 2.2.2 Work Flow

Not every patient will follow the same workflow protocol, therefore several different scenarios have been diagrammed to show the different steps a patient might take along their road to recovery. As one example, a patient may have been admitted to PRC then transferred to PTRP, has medical complications requiring an admission to the acute care and then back to PRC, followed by Transitional and discharge to community with outpatient follow-up. In all of the following options, patients may or may not continue with outpatient therapy after being reintegrated with the community.

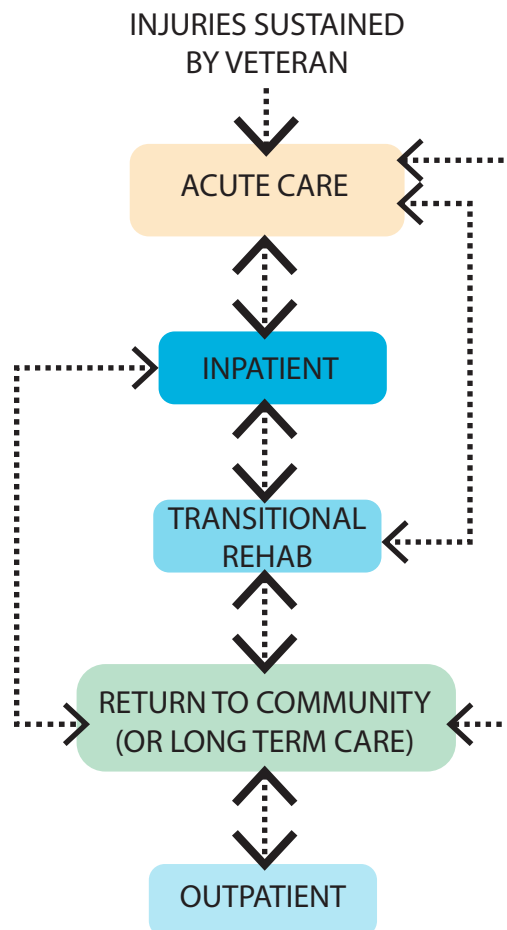
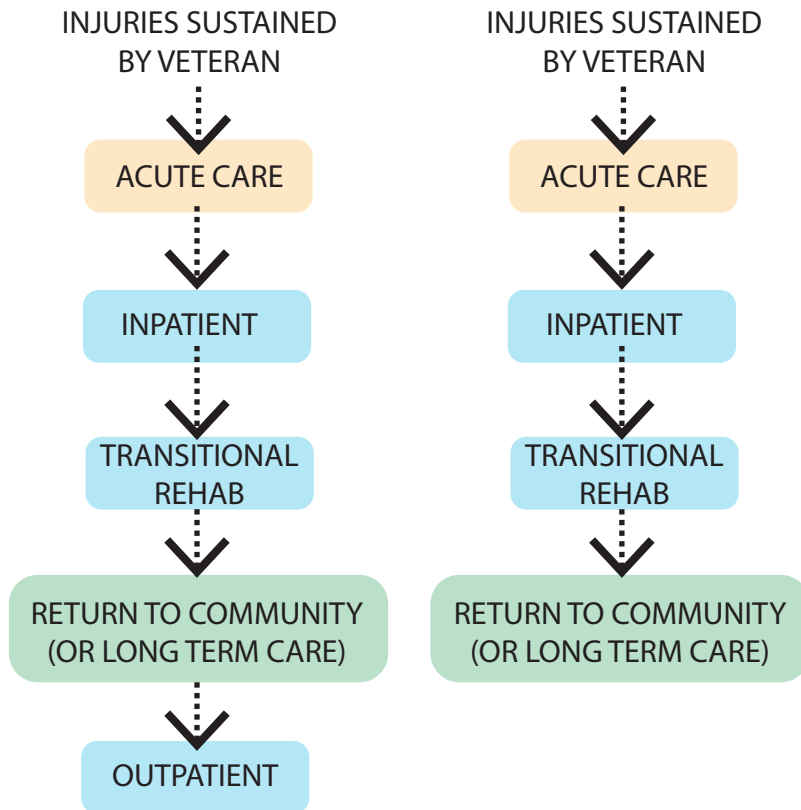
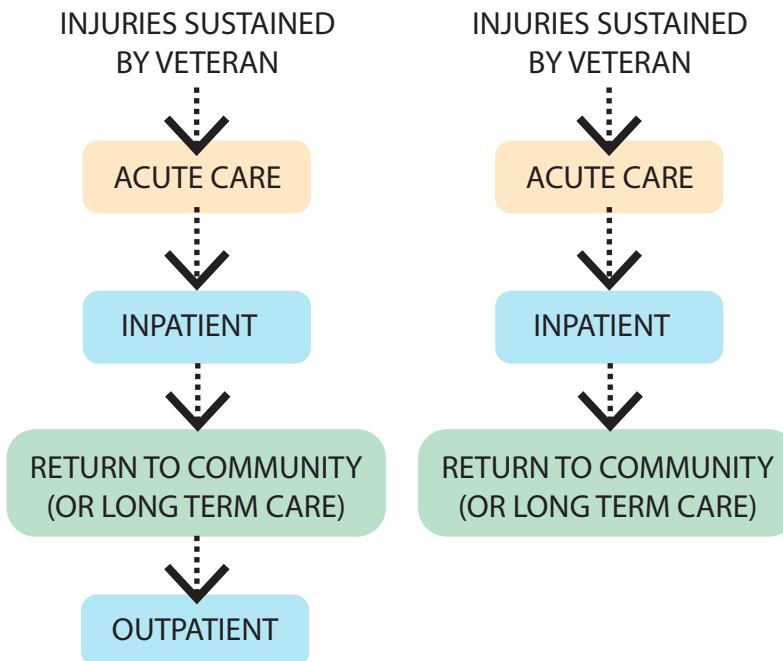


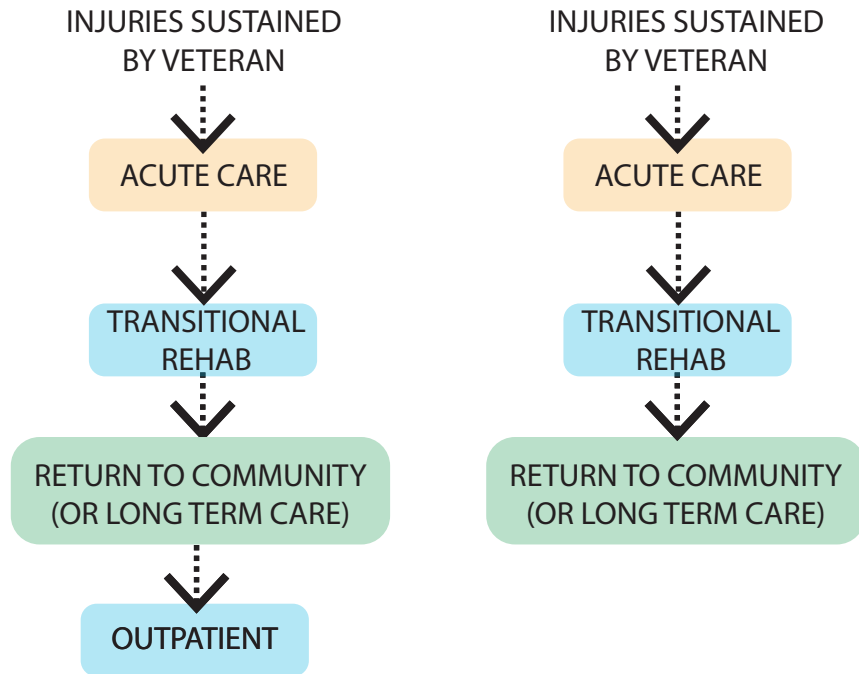
Figure 2.4  
Work Flow



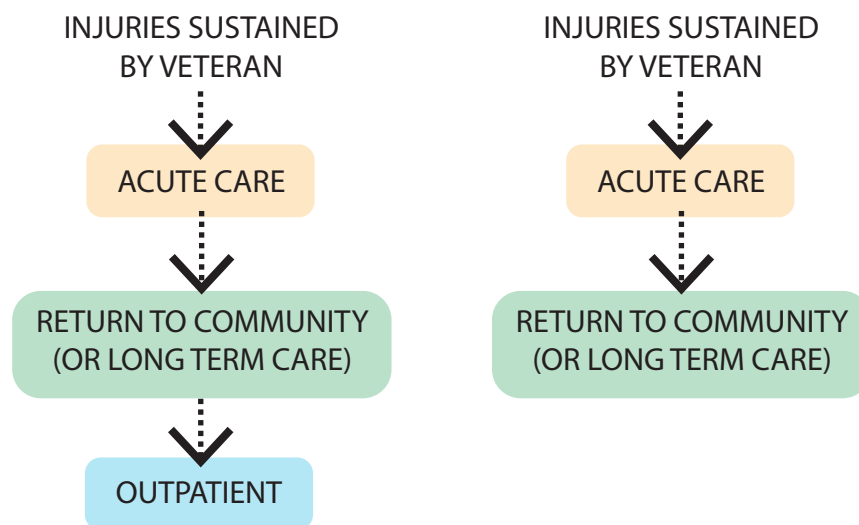
**Figure 2.5**  
Work Flow Variation #1



**Figure 2.6**  
Work Flow Variation #2



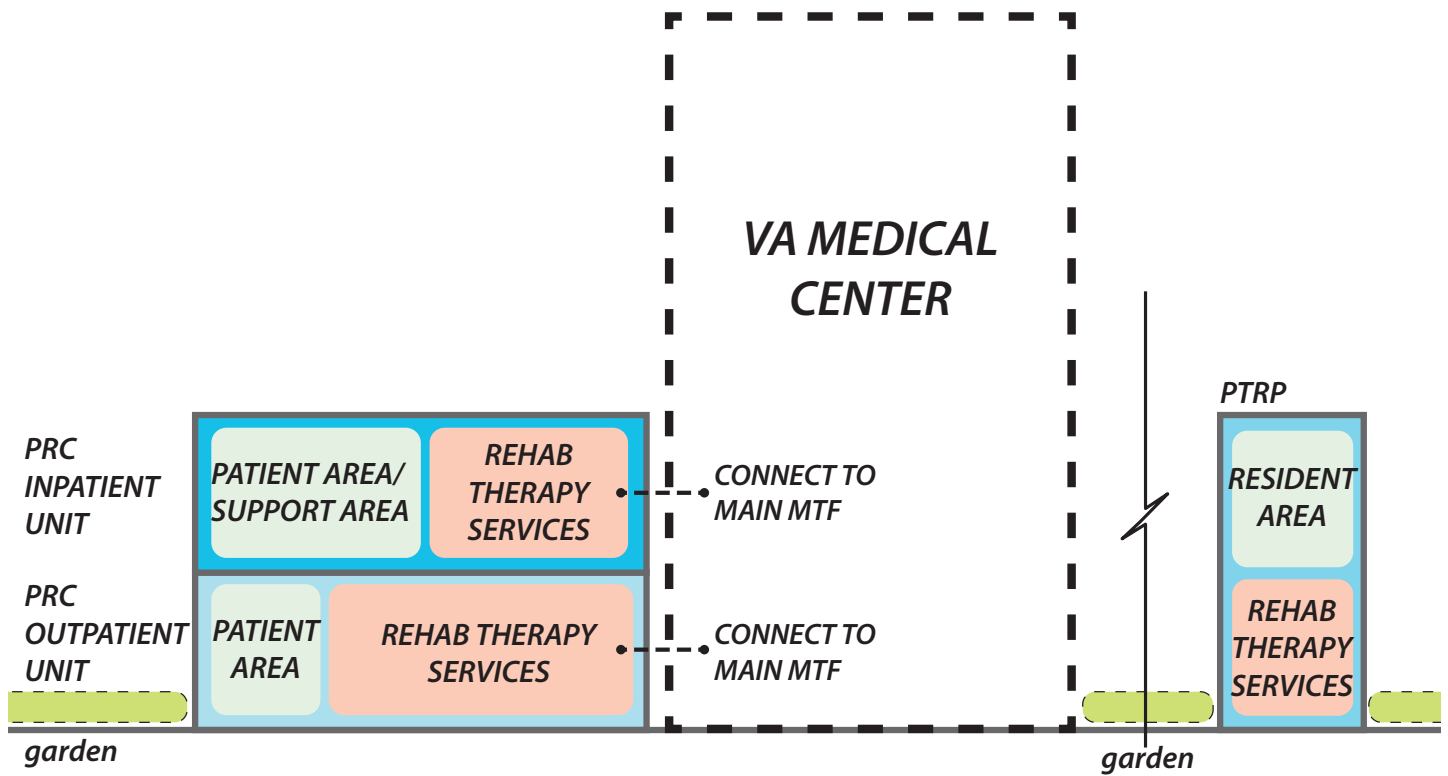
**Figure 2.7**  
Work Flow Variation #3



**Figure 2.8**  
Work Flow Variation #4

### 2.2.3 Functional Relationships

Within the PRC building, certain programmatic areas will require or benefit from being adjacent to one another. The following series of diagrams first show departmental adjacencies followed by intradepartmental clustering. The importance of co-location of spaces helps the facility operate more efficiently (both in material flow, delivery of care, and transportation from one therapy to another) and enhance wayfinding.



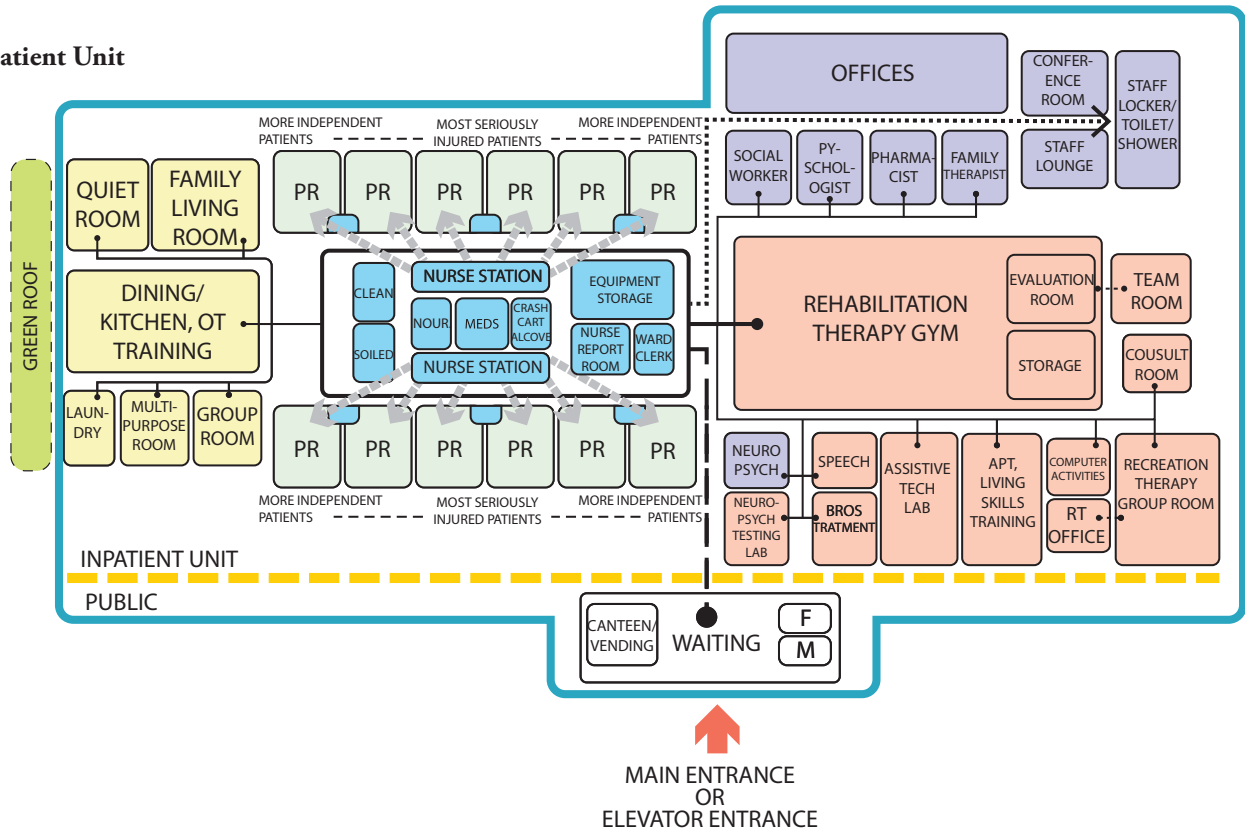
**Figure 2.9**  
Polytrauma Rehabilitation Center Functional Diagram

### 2.2.4 Functional Adjacency Diagrams

#### Space Allocation

Net square footage requirements discussed and shown in guide plates are intended to be consistent with revisions to space planning criteria. Refer to Section 4 Guideplates, Reflected Ceiling Plans and Data Sheets. The blue rectangles outside the patient rooms serve as either satellite nurse stations or equipment alcoves.

#### 1. Inpatient Unit

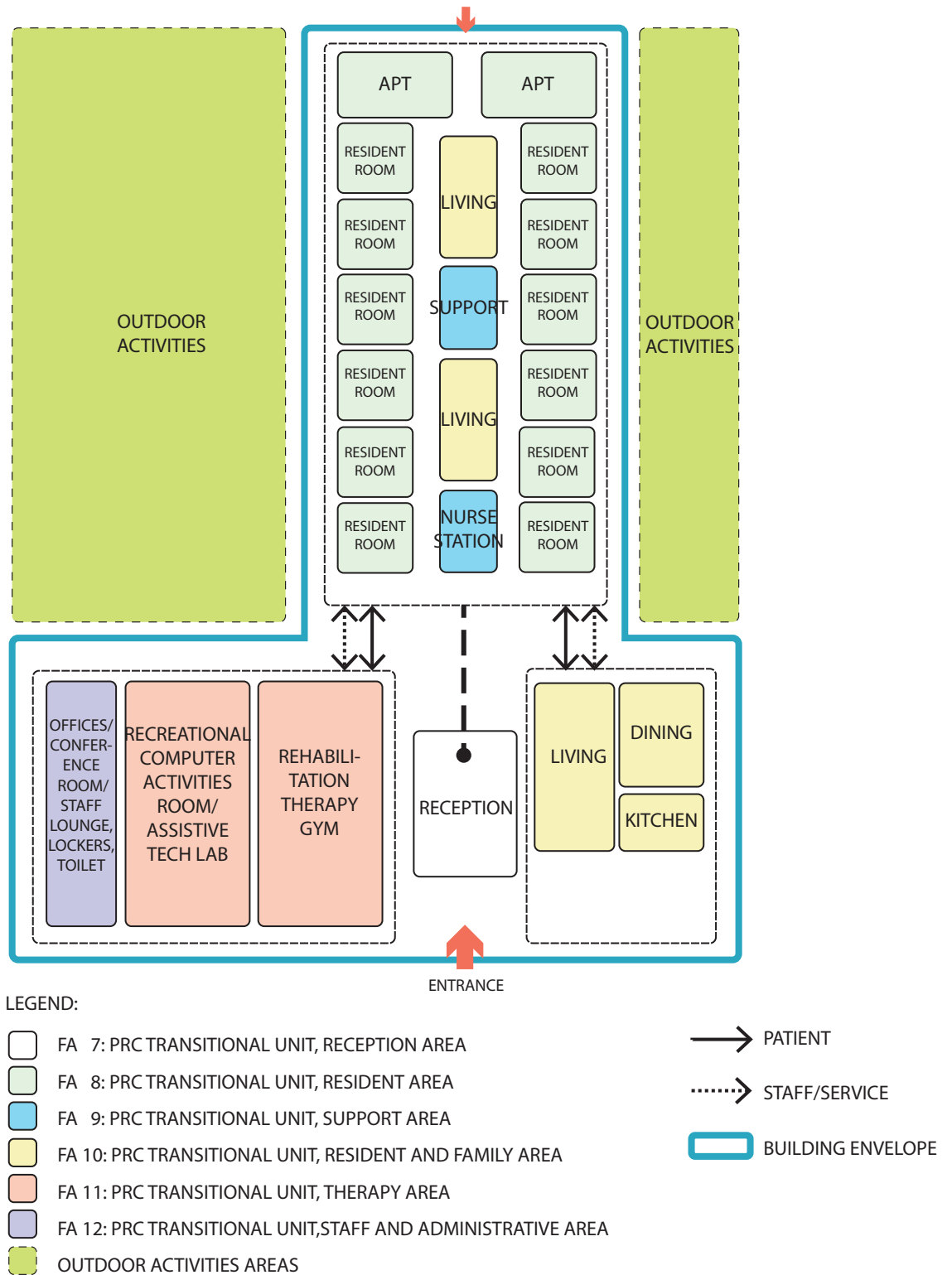


LEGEND:

- FA 1: PRC INPATIENT UNIT, RECEPTION AREA
- FA 2: PRC INPATIENT UNIT, PATIENT AREA
- FA 3: PRC INPATIENT UNIT, PATIENT SUPPORT AREA
- FA 4: PRC INPATIENT UNIT, PATIENT AND FAMILY AREA
- FA 5: PRC INPATIENT UNIT, THERAPY AREA
- FA 6: PRC INPATIENT UNIT, STAFF AND ADMINISTRATIVE AREA
- OUTDOOR ACTIVITIES AREAS
- PATIENT
- STAFF/SERVICE
- BUILDING ENVELOPE

Figure 2.10  
Inpatient Unit

## 2. Polytrauma Transitional Rehabilitation Program (PTRP)



**Figure 2.14**  
Polytrauma Transitional Rehabilitation Program (PTRP)



### 3. Outpatient Unit

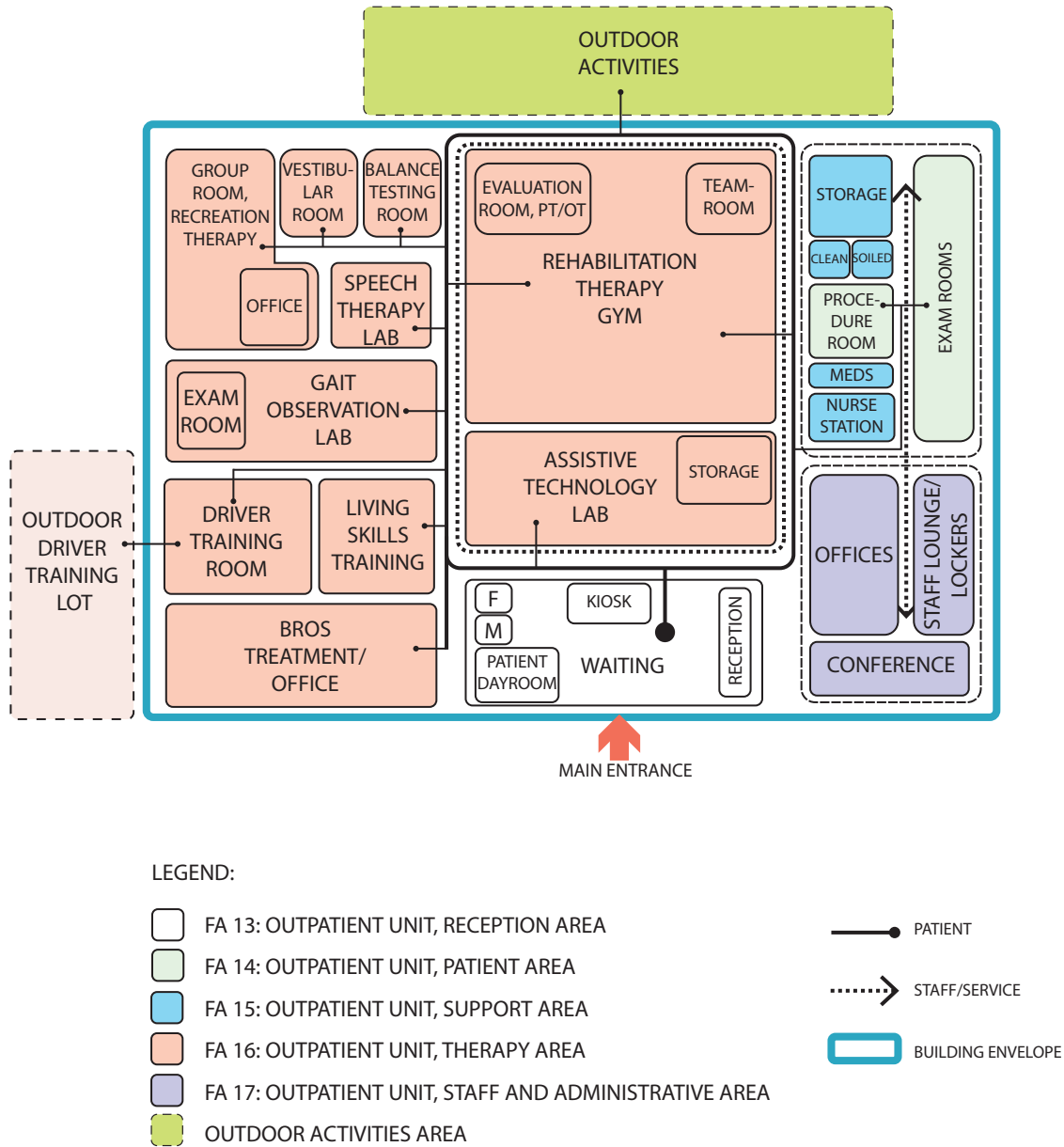


Figure 2.12  
Outpatient Unit



This page has been left blank intentionally.



## 3.0 Technical Considerations

### 3.1 Codes and Standards

#### 3.1.1. Codes, Standards and Executive Orders

VA functions as the Authority Having Jurisdiction (AHJ) for all VA facilities and projects and has the responsibility to guard public health and safety through enforcement of its adopted codes. VA is not subject to enforcement of local and state codes.

Local authorities should be notified about planning projects and given the opportunity to review drawings. Although there are exceptions, formal drawing reviews, building permits, inspections and fees do not generally apply to Federal facilities.

Design, construction, renovation and installation of all VA Polytrauma Rehabilitation Centers must be in accordance with this document and with the latest editions and/or revisions of all applicable codes and standards. The more stringent code and/or standard are to be applied to VA facilities. Nothing in this Design Guide should be construed as authorization or permission to disregard or violate local and legal requirements.

Please refer to the PG-18-3 (Topic 1) for the list of Codes, Standards and Executive orders.

#### 3.1.2 Local Codes and References

VA is not subject to local imposition of code enforcement procedures, such as drawing reviews, building permits, inspections, fees, etc. Therefore, VA functions as the Authority Having Jurisdiction for all VA facilities and projects.

#### 3.1.3 Other Recommended Reference Standards

##### 1. FGI Guidelines for Design and Construction of Hospital and Outpatient Facilities

FGI Guidelines for Design and Construction of Hospital and Outpatient Facilities – 2014 Edition, published by the Facilities Guidelines Institute, with assistance from the US. Department of Health and Human Services and in conjunction with the American Institute of Architects Academy of Architecture for Health.

### 2. HIPAA

The Healthcare Insurance Portability and Accountability Act of 1996 (HIPAA) protects individuals rights to audible as well as visual privacy. This is especially the case with respect to protection of each individual's medical records, private information and communications. The law protects all conversations between patients and admission interviewers, caregivers, nurses, physicians and families. ARRA passed by U.S. government in 2009 enacts special provisions and legal enforcement tools for patient privacy, protection and security. Office of Civil Rights (OCR) monitors HIPAA security rule compliance based on ARRA provisions. Current penalties that can be implied by OCR for non-compliance with HIPAA are divided in four categories: (i) without knowledge; (ii) based on reasonable cause; (iii) willful neglect and (iv) willful neglect, not corrected. Penalties differ per violation versus maximum penalty according to these four categories and vary between \$100 and up to \$1,500,000.

Patient unit layouts now consider the juxtaposition of rooms and spaces, which may limit sounds of private conversations from being overheard. Planning of staff stations, reception desks, conference rooms, offices, treatment and therapy rooms, where exposed private records may be seen and conversations overheard by unauthorized persons, should also consider privacy during design.

### 3. Life Safety

Successful strategies have long been available for making a sprinkler system inconspicuous. However, in new construction, achieving "homelike" residential environments for many of the patient and family spaces remains a significant challenge when attempting to incorporate fire safety and egress provisions required for PRC occupancies under contemporary codes.

PRC life safety issues that require attention include evacuation standards and disaster planning. Among them are the following:

#### 3a. Emergency Egress

Those who may be so afflicted can become frightened and confused if awakened by an evacuation alarm in the middle of the night. Given the limited staff that may be available to

---

assist patients on some shifts, vertical evacuation from even one floor above grade may simply not be practical. Many people prefer to depend upon horizontal evacuation plans. Multi-story buildings must consider planning for horizontal evacuation to a safe area of refuge. This includes:

- a. Planning the facility so that each floor is divided into at least two fire & smoke compartments separated by a rated enclosure that extends full height
- b. Openings in this enclosure are strictly limited to ducts equipped with automatic fire dampers and horizontal exits across corridors.
- c. Doors opening in opposite directions in egress corridors are required in order to allow occupants in either smoke compartment may safely exit to an area of refuge on the other side of that wall.
- d. A fully sprinklered building where each smoke compartment has at least two other means of egress.
- e. An area of refuge on each side of the firewall sized to accommodate the entire adjacent zone population that could be present on the other side of the barrier.

#### **4. Disaster Planning**

Situations can arise in which it may not be feasible to evacuate patients for extended periods of time. In those cases, emergency power will be required to maintain food service, heating, ventilating and vertical transportation systems, and life safety systems. This is especially important to keep the patient population reasonably comfortable and safe. This Design Guide recommends that the project consider planning for this contingency in order to care for the veteran population especially when the facility is located in an area where a high probability of threat exists from natural disasters such as hurricanes and earthquakes.

### **3.2 Site Considerations**

#### **3.2.1 Introduction**

Site analysis and planning are influential to the success of a project. At the beginning of the design process, the design

team should perform several preliminary analyses that will affect the final design of the facility. Several of the site related factors that are required for a Polytrauma Rehabilitation Center are mentioned in this section and are to be considered as essential tools for planning of a PRC. Each project designer should consider the project specifics that include, but are not limited to:

- a. Site in relationships to Campus and other Structures
- b. Site Area
- c. Site Geometry
- d. Site Orientation, Access and Connectivity
- e. Local Zoning
- f. Topography
- g. Regional and Climactic Factors
- h. Infrastructure and Utilities
- i. Other Site Characteristics

#### **3.2.2 Planning**

When planning a Polytrauma Rehabilitation Center, consider the activities of the multiple users including the patients/family, visitors, maintenance personnel, service providers, emergency crews and utility workers. The completed site should include:

- a. Landscaped Features (which are handicap accessible)
- b. Setbacks and Buffers
- c. Parking for Patients, Staff, and Visitors
- d. Access for Emergency Vehicles
- e. Utility and Service Access
- f. Covered Entry
- g. Signage - Wayfinding

#### **1. Parking**

The patients of PRC Inpatient facilities do little driving; therefore, the requirements for parking are generated by employees and physicians, family members, visitors, service technicians and deliveries. PRC outpatient are becoming more independent and therefore able to drive themselves to and from outpatient appointments. Additional HC parking should be considered as well as a larger drop-off canopy to cover several vehicles, depending on local climate.

Refer to the VA Parking Design Manual and Demand Model on the TIL for calculating required number of parking spaces.

### 3.2.3 Topography

During the planning phase of the project, consider what the impact of the topography of the site will have on the design. Topographical influences may affect the orientation of access points to the facility such as entrances, service, egress, parking, and emergency vehicle access. Topography will also influence retaining walls, berms, and landscape design as will the general location of the structure on the site. Walks, ramps, and roadways are also features that are impacted by site topography. During the initial survey of the site, a physical review of the site is recommended.

Where possible, at-grade site access from the facility is desired due to a PRC patients' hindered ability to maneuvering uneven terrains. Existing on-site grading is an important consideration when planning and locating the access points of the facility. That being said, certain landscaped areas should be designed as therapy gardens where multiple different terrains are encountered within a controlled space with therapy supervision. See section 2.1.4 for more details regarding the terrain park.

### 3.2.4 Zoning

Zoning is site specific and an initial zoning assessment should be conducted. Preliminary plans should not advance without performing a zoning analysis. In the case of government-owned property, it is important to consider the zoning and adjacencies for compatibility with neighboring buildings. Factors of zoning which should be considered include, but are not limited to:

- a. Height
- b. Lot Occupancy
- c. Number of Stories
- d. Parking
- e. Green Space
- f. Historic District
- g. F.A.R.
- h. Setbacks
- i. Use Groups
- j. Land Rights

### 3.2.5 Roadways

#### 1. Site Access

Site access roadways may be located directly at main public roadways. The location of curb cuts and aprons should be planned in accordance with local zoning code or AHJ.

#### 2. On-Site Roadways

Width of roads should accommodate two-way traffic. A path from the site entrance to the main entry drop-off of the facility should be logical and easily identifiable.

Proper identification signage and directional signage will enhance clarity of destinations and paths.

#### 3. Emergency Roadways

Emergency access is required on the grounds of the facility. This access relates to ambulance, fire and rescue, law enforcement and other emergency related vehicles. The width of the roadway for emergency purposes should be maintained and unobstructed at all times.

A loop road or some means of complete site access is generally required in every jurisdiction. Loop road design should accommodate a fire truck, and enable emergency vehicles to access a complete revolution around the facility. At a minimum, access to every part of the site and facility for emergency vehicles must be provided.

#### 4. Service Road

The service road(s) may better serve the facility by having a separate access point to separate on-stage from off-stage circulation. Should that not prove feasible due to site restrictions or other reasons, consider a separation of roadways upon entry to the site. Clearly indicate the service road and design it in such a way as to not interfere with general site access or emergency roadways. The service roadway should accommodate truck traffic in two directions unless the roadway system is designed and clearly identified as a one-way traffic pattern.

### 3.2.6 Site Signage/Wayfinding

---

Locate signage on the site for visitors, patients, staff and service accommodations. The PRC population is susceptible to being more directionally challenged than other patients, therefore wayfinding must be bold and direct. Some suggestions for site signage include:

- a. Directional Traffic (one-way)
- b. Restrictions
- c. Parking
- d. Deliveries
- e. Passenger Pick-up
- f. Entrance to Site
- g. Entrance to Facility

Refer to the VA Signage Design Guide for basic information regarding signage.

### 3.2.7 Proximity to Adjoining Facilities

The identified Polytrauma Rehabilitation Centers will be an integral part of VA medical center campuses. The foregoing topics are considered issues for site planning and design. Site access and roadways of an adjoining existing medical center are examples where a new PRC facility may be able to utilize in-place vehicular pathways.

Adjoining or proximate facilities may influence or determine certain characteristics of the new facility. Refer to the VA's Environmental Design Manual for specific signage requirements.

### 3.2.8 Shared Amenities

The nature of the site with respect to location could influence several aspects of a facility. Shared amenities, for example, could impact:

- a. Siting of facility
- b. Orientation of entrances
- c. Location of services
- d. Access to site
- e. Availability of utilities

Independent or redundant access to power, communications, gas, water and other utilities is preferable, thereby enabling the facility to remain on line in the event of outages on the shared campus.

### 3.2.9 Utility Access

Site utilities are critical to successful operations. Among the utilities or utility related components requiring site consideration during site planning are:

- a. Electrical service transformers
- b. Information Technology and Communications services
- c. Gas lines
- d. Stormwater management
- e. Water and sewer utility
- f. Oil service (if applicable)
- g. Emergency power (including fuel)
- h. Power lines
- i. Steam lines
- j. Pneumatic delivery and removal lines

Contact servicing agencies and comply with their requirements.

Provide building utility feed services in accordance with Physical Security Design Manual for VA Facilities.

### 3.2.10 Services

Services as referred to in this section include, but are not limited to:

- a. Service Plaza
- b. Loading docks
- c. Shipping/receiving/staging areas
- d. Morgue service areas
- e. Waste management and removal areas
- a. Vehicular turnaround roadways
- b. Service ramps

The services for PRC facilities are a major component of day-to-day operations. The location of the services are not to conflict with the main entrance to the PRC or the main hospital.

### 3.2.11 Landscaping (Natural & Designed)

#### 1. Natural Features

Landscape features provide a major service to any site or campus. The polytrauma patient will have difficulty navigating natural or uneven terrain therefore specific focus to the exterior landscape and areas for training should be

utilized. Also, due to the longer length of stay, areas of natural landscape are able to make a greater impact on the healing process for the patient and family. Natural features may include:

- a. Rock outcroppings
- b. Water features (lakes, streams, ponds, etc.)
- c. Trees
- d. Fields

Where possible, these features should be considered during the building and site design phases of the project. Just as a designer considers the topography during the planning phases, so should the natural aspects of a site be considered.

## 2. Designed Features

Designed features that relate to the site include:

- a. Landscaping - natural; such as trees, shrubs, native plantings, and grass
- b. Landscaping - man made; such as landscape walls, pavers, fences, and fountains

While planning for the landscaping of the site, consider indigenous vegetation whether introduced or replaced because of the project. Additional considerations include requirements of a shared site or other site-specific covenants that may affect the design.

### 3.2.12 Covered Entry

As part of the building and site design, provisions for a covered entrance at the primary access point to the facility are recommended. Provide enough covered area to accommodate multiple vehicles. The width of the drop-off drive should be designed to accommodate an accessible van stopping at the entrance while allowing a vehicle to pass. Cover shall provide shelter for both the patient and visitor transfer between a vehicle and the building. Height of covered entrance is to be designed to allow clearance for the minimum height of common emergency vehicles.

The adjacent covered entrance is also an area where visitors and patients may relax and sit. Ample space should be planned and provided for seating and circulation near the entrance to the facility. Many PRC outpatients require bus service or a family member to retrieve the car and pick them back up therefore this visitor area should be sized accordingly.

## 3.3 Architectural Fit-out and Finishes

### 3.3.1 Introduction

The PRC facility is considered a welcoming environment. When designing interiors of the PRC, include considerations for:

- a. Architecture
- b. Interior Finishes
- c. Colors
- d. Spatial Relationships
- e. Size of Spaces
- f. Exterior Views
- g. Exterior Access
- h. Ease of Mobility

These are important aspects of the environment where individuals are indoors for extended periods of time. Designers should minimize travel distances between dining, recreation, family and lounge areas. Where shortened distances are not possible, provide handrails, and rest stops with convenient seating or other physical supports along an extended travel route.

### 3.3.2 Perception

Individual perception differs according to the social situation. In a PRC facility, the creation of a healing environment can greatly improve the patient and family members perception of their overall well being and sense of control over their environment. For example, a dark border may be perceived as a drop-off and should be avoided.

Perception of space is based upon the use of cues that normally associates distance in our daily life. Many of these cues are developed at an early age in life and typically do not change as an individual ages. Examples of perception and relationships include:

- a. Familiar behavioral settings
- b. Lounge Area
- c. Living Room
- d. Sociopetal space and furniture
  - Clustered seating
  - Newspaper and magazine racks
- e. Respite Spaces
  - Outdoor nature settings
  - Benches and pathways near water or of feature in a courtyard or garden



- f. Family Spaces
  - Room with fireplace
  - Home-like arrangements
- g. Intimate Spaces
  - Tables and chairs on a balcony
  - Benches with a view
- h. Views to Exterior
  - Large windowed walls
  - Indoor/Outdoor areas (balconies, screened porches)

### 3.3.3 Architectural

#### 1. Partitions

The Interior partitions should primarily be gypsum wallboard on metal studs that are either painted or wallpapered in select locations. Interior partitions around patient rooms should have sound attenuation features such as sound insulation batts between studs and walls built floor to the under side of the slab above. Other areas where significant noise may be generated also should have sound attenuation features.

#### 2. Protection/Safety

Continuous handrails should be used within Inpatient and Transitional Rehabilitation hallways and other pathways to the greatest extent possible. Wall and ceiling guard protection should be used in all areas subject to damage from wheelchairs and carts or other service traffic. Many patients in the PRC will be in wheelchairs therefore each facility should have a discussion regarding the level of wall protection desired throughout the inpatient and outpatients units.

### 3.3.4 Lighting

Lighting plays a critical role in our perception of the environment. Especially in healthcare facilities, lighting has the ability to shape the patient experience both psychologically and biologically. Applying sound design principles enables lighting to improve the experience for patients including alleviating anxiety, clarifying way finding for families and visitors, promoting efficiency and effectiveness for clinicians, and ultimately impacting of the circadian rhythm (sleep-wake cycle). The following sub-sections relate to the natural and artificial lighting considerations for the design of a

Polytrauma Rehabilitation Center facility:

#### 1. Natural Light (Daylighting)

Daylight is an often under-utilized resource that can be used to offset demand for artificial lighting, increase building energy efficiency, improve patient comfort and recovery times, and treat specific medical conditions. It is the standard against which the human mind measures all things seen; colors seen with daylight appear real and consistent. Due to the variable nature of daylight, its inclusion early in the design process is critical to effectively maximize its benefits. Many factors should be considered with the use of daylight in buildings:

- a. Aesthetics of both interior environment and daylight-specific architectural features
- b. Orientation of glazing apertures and building massing
- c. Interior program as it relates to direct sunlight penetration
- d. Placement and density of windows
- e. Psychological response
- f. Biological response (circadian rhythm)
- g. Health
- h. Energy consumption

#### 2. Artificial Lighting

When designing artificial lighting systems, qualitative measurements are every bit as important as quantitative in determining overall effectiveness. While standards primarily focus on the quantitative measurement of illuminance (footcandles or lux), it is the qualitative measurements that more often determine the success of the system.

Qualitative measurements to consider include:

- a. Color Rendering Index (CRI)
- b. Correlated Color Temperature (CCT)
- c. Contrast
- d. Glare

Color Rendering Index (CRI) indicates how precisely a specific source of light can show an object in relationship to its true color. The CCT describes the degree to which a color appears warm (reddish), neutral, or cool (bluish) and is measured in degrees Kelvin (K). Color rendering of skin tones along with providing a neutral color temperature are particularly important in healthcare environments because



they can affect clinicians ability to quickly and accurately diagnose certain conditions.

### 3.3.5. Contrast and Glare

Contrast is the relative difference between light and dark areas within an environment. It is necessary for good visual perception. It is also possible to produce excessive contrast, which impedes good visual response. To create an appropriate level of contrast, it is important to conceal light fixtures where possible and evaluate the visual comfort of exposed fixtures in relationship to their context.

Glare is created by excessive contrast and produces a very harsh and uncomfortable environment. Glare is view dependent and therefore needs to take into account the relative position of patients, visitors, doctors, nurses, and other staff. In healthcare environments glare can be particularly problematic due to the fact that patients often have direct view of light fixtures in the ceiling. Because of this it is critically important that location, control, shielding, and relative brightness of lighting fixtures be considered.

### 3.3.6 Physiological and Psychological Benefits

Interior design for PRC facilities present a wide range of color problems due to the different needs of patients, visitors, doctors, nurses and other staff and the varied nature of specific spaces. The goal is to design a typical patient environment as a place where hospitality is the emphasis. During design, consider the following:

- a. Loss of balance
- a. Cognitive impairment
- b. Visual impairment
- c. Hearing impairment
- d. Increased sensitivity to temperature and direct sunlight

Physiological and psychological design considerations include:

- a. Avoiding excessive direct natural light
- b. Providing visual flexibility such as adjustable lighting, blinds and shades
- c. Introducing stimuli through lighting
- d. Providing natural lighting
- e. Using 20 to 30% of the exterior wall as window area
- f. Providing views with natural and synthetic elements

### 3.3.7 Acoustics/Noise Control

If handled properly, the acoustical design of interior spaces in a PRC facility can affect the patient's recovery in a positive way. Poor acoustics may cause the patients social discomfort, contributing to fear, embarrassment, depression, or isolation. Introducing sound absorptive materials and considering the way volumetric spaces absorb and reflect sound will assist in controlling noise and thereby reducing distractions caused by sound. Noise has been proven to be a negative environmental stressor for patients, families, and staff. Noise should be minimized by the design of the physical environment and the selection of operational systems and equipment.

Types of noise that can be disruptive to patients include:

- a. Sound from adjacent rooms, such as a patient reacting to pain or listening to a loud television program
- b. Sound generated from the outside, such as carts rolling down the hall

At least two of the private patient rooms should be constructed to STC 50 standards. Occasionally patients can release anger or confusion in a way that causes constant disruption that a 50 STC will minimize for those on the opposite side of the wall.

Refer to PG 18-3: Topic 11 - Noise Transmission Control and the FGI guidelines for additional information regarding the acoustical requirements.

### 3.3.8 Interior Finishes

Per the VA Finish Standards (PG 18-14), consider the following key factors in the design process. These considerations have an impact on the built environment and patient and visitor experience. The factors include:

- a. Maintenance
- b. Durability
- c. Life cycle cost
- d. Therapeutic attributes
- e. Improved wayfinding

Additionally, designers should specify appropriate materials to maximize infection control. These materials can include but are not limited to vinyl coated fabric wallcoverings, and

---

upholstery fabric with special coatings and moisture resistant backings. Consider testing all product colors and textures for its perception and psychological impact as well as ability to withstand the PRC's maintenance requirements.

Creating a 'Healing Environment' that supports health is essential to quality patient care and entails a holistic patient-centered approach. Factors that can assist in creating this environment include:

- a. Soft colors
- b. Warm finishes
- c. Music
- d. Healing gardens or access to nature
- e. Variable lighting levels

## 1. Floors

To minimize the number of falls and provide cushion when they do occur, consider using continuous, slip-resistant resilient flooring materials. Carefully selected and appropriately specified carpeting and rubber materials used in lieu of harder surfaces may also minimize injuries due to falls, especially when recessed flush with adjacent flooring materials and minimal transitions are provided. Floors in patient, support and other areas at high risk for spread of infections should be non-porous material such as solid vinyl tile. Consider the following when choosing a flooring material:

- a. Ease of maintenance
- b. Readily cleanable
- c. Water resistance in food consumption and preparation areas
- d. Being physically unaffected by germicidal cleaning solutions.

Avoid or minimize slippery floor surfaces, area rugs, and abrupt changes in flooring materials without tapered thresholds or nosings. Reflective, glossy floors are to be avoided for a number of reasons. Beside the obvious fall hazard it presents, for those patients with vision degeneration diseases and depth perception issues, this finish can easily deceive this patient population and cause unwanted behavioral and management problems. Select a low-luster resilient flooring when needed.

Flooring in patient, support and other areas at high risk for spread of infections should be of non-porous material. This

can include resilient sheet flooring with chemically welded seams, welded seam sheet flooring with heat welded seams with weld rods or resinous flooring. Flooring in medical exam rooms, therapeutic services and most other patient spaces are solid vinyl tile with resilient base.

Refer to PG 18-14 for additional information regarding the room finishes.

Consider carpet density when selecting it as a floor covering. Carpet density is the amount of pile yarn in unit volume of the carpet. This number translates into a "carpet traffic classification" which ranges from:

- a. I (light)
- b. II (Heavy)
- c. III (Extra Heavy)

The above classifications fluctuate according to use. In a PRC environment, the patient room is considered Class II, while the staff station and corridors are considered Class III. The transition of finishes must be considered. Carpet pile height can also affect movement of wheelchairs and rolling equipment and can make circulation and maneuvering wheelchairs more difficult.

The following are the recommended flooring materials for specification in PRC's. Refer to PG 18-14 for room finish schedules. Refer to Section 3.3.8 for specific benefits of these materials:

- a. Solid vinyl tile
- b. Rubber flooring
- c. Resilient athletic flooring
- d. Welded seam sheet flooring
- e. Resilient tile flooring
- f. Porcelain tile
- g. Carpet tile
- h. Resinous flooring

## 2. Walls

Walls are not seen only as a form of enclosure and privacy, but also as a form of support and guidance. Certain materials, textures, and colors should be encouraged while planning the interior design of the facility. Consider the following:

- a. Patient Rooms (wall finishes)  
Water/latex-based paint. Refer to Section 10 26 00, "Wall and Door Protection," for cornerguards, wall guards and handrails.

- b. Public Spaces (wall finishes)  
Water/latex-based paint. Wallcovering (vinyl coated fabric) to be installed over mold resistant GWB. Refer to Section 10 26 00, “Wall and Door Protection,” for cornerguards, wall guards and handrails.

### 3. Countertops

Countertops for all clinical and clinical support areas should be made of solid impervious resin material (per PG 18-14) with integral sinks, which offers long-term durability, and resists chipping and staining from medical agents expected to be used in clinical environments. For areas where strong chemicals are used, such as soiled utility rooms, seamless stainless steel counters with integral backsplash should be used. Plastic laminate veneer materials may be used in non-clinical staff and administrative areas.

### 4. Doors and Hardware

Door hardware for this building type is unique because the patients include people with varying levels of disability. PRC patients need to operate hardware with the least amount of effort. All hardware should be accessible. Hardware for this patient population may also require electric locks to control free movement.

Interior doors should be 1 3/4” [44mm] thick solid core, flush-panel wood doors or hollow metal doors in hollow metal frames. Hollow metal frames should be used where high impact is a concern and where fire rated doors are required.

Door openings for all patient rooms and toilet/shower rooms should be 48”. If possible, provide a 72” opening (this includes a 48” leaf and a 24” leaf) for litter rooms.

Refer to PG 18-14 for additional information regarding the door and hardware schedule.

### 5. Ceiling Material and Height

When choosing a ceiling material and height, consider the use of the space and the intended user. The materials commonly specified are gypsum wallboard (GWB) and acoustical ceiling tile (ACT). Ceilings are to be lay-in acoustical ceilings tile

installed in an exposed or semi-concealed suspension system except in high moisture areas and areas requiring stringent cleaning.

Refer to Table 3.2 for recommended ceiling heights when designing for the patients of a PRC facility.

Room/Space	Recommended Minimum Heights
Patient Room	9’-0”
Corridors	9’-0”
Activity Areas	10’-0”
Dining	10’-0”
Patient Toilet/ Showers	8’-0”

Note: Local or existing building conditions will determine feasibility of ceiling heights.

**Table 3.2**  
Recommended Ceiling Heights

---

### 3.3.9 Characteristics of Floor Finishes

While aesthetics are significant, maintenance also must be taken into consideration. The finish types that follow illustrate some of the characteristics to consider when planning the interior design and furnishings for a PRC facility.

#### 1. Carpet

- a. Aesthetically pleasing
- b. Durable
- c. Ease of maintenance (fiber construction)
- d. Wheelchair access
- e. Acoustics
- f. Availability of vinyl backing to provide moisture resistance
- g. Availability of cushion backing for softness under foot

#### 2. Resilient Sheet Flooring

- a. Infection control
- b. Aesthetically pleasing
- c. Moisture barrier
- d. Complies with health department regulations

#### 3. Resilient Tile

- a. Ease of maintenance
- b. Durability
- c. Aesthetically pleasing
- d. Life cycle cost

#### 4. Wall Covering

- a. Aesthetically pleasing
- b. Durability
- c. Ease of maintenance
- d. Infection control

#### 5. Water-based Paint

- a. Indoor air quality (IAQ)
- b. Reduced off-gassing
- c. Ease of maintenance
- d. Aesthetically pleasing

#### 6. High Performance Upholstery

- a. Durability
- b. Aesthetically pleasing
- c. Ease of maintenance

- d. Infection control
- e. Moisture-resistant
- f. Bleach-resistant
- g. Life cycle cost

Refer to PG 18-14 for additional information regarding the room finishes.

### 3.3.10 Color & Texture Selection

Polytrauma Rehabilitation Center design should consider colors and hues. The principal hues are composed of three distinct palettes - warm, cool and neutral.

#### 1. Warm

Warm colors are generally associated with physical warmth and the resultant sense of contentment. Warm colors can be used where large windows symbolize sunrise and sunset as features in commons areas. Hues on the warm side of the color circle (red, orange, and yellow) and their related tints and shades are generally understood as comfortable, cozy, homelike, and pleasant. Interiors with primarily warm color schemes may prove comfortable to occupants with actual air temperatures lower than required to achieve similar comfort in identical spaces using cooler colors.

#### 2. Neutral

Neutral colors, depicted by white, black, gray and chromatic colors are desaturated with a high content of neutrals. They fall between warm and cool colors, so they have a less psychological effect on users – often referred to being “boring” or “bland.”

Neutral colors offer no emotional stimulation or response and should not be used in areas where activity and or group responses are desired.

#### 3. Cool

Cool colors are not associated with calm, relaxing experiences, as the name would indicate. These colors tend to lower the sense of actual air temperature and so are often preferred in situations where excessive heat is anticipated. In terms of interior design, cool colors can cause depressive and negative behavior.

### 3.3.11 Wayfinding & Signage

Orientation to and throughout any facility is important. In the case of a PRC, it tends to be of an elevated importance. Disorientation of a patient can be a traumatic experience. To mitigate this occurrence, clear, attractive signage with large contrasting notations is required.

Color coding patient rooms and common areas are also helpful tools for the patients when trying to find their way around. In addition, placing a recognizable photograph of a loved one or the patient himself or herself on the door, aids in wayfinding.

In terms of signage, designers should understand the effects of hue, saturation, and brightness on “attention getting” as they select color schemes.

Lighting can be used to identify settings as well as to provide visual acuity. Definition in rooms, adjoining spaces and corridors can be accomplished by planned placement of various types of lighting fixtures. Chandeliers, pendants, table lamps, floor lamps and sconces can all be used to identify spatial relationships, as well as to define usage within a room or area. Dining alcoves may use pendant fixtures for table placements. Corridors may combine sconces and pendants to accentuate an intersection or feature.

Signage identifying each patient room should be a multi-category signage system giving a patient many ways to identify their room. ie. I'm in the room with the red circle outside my door (add another layer with an image of an animal, type of food, sport/hobby, etc if necessary).

Refer to the VA Signage Design Manual for more information on this topic.

## 3.4 Systems Criteria

### 3.4.1 Heating, Ventilating and Air Conditioning (HVAC)

#### 1. General

HVAC systems should be provided to heat, cool and ventilate individual rooms or areas as required to satisfy design criteria. The HVAC system shall comply with the current version of Department of Veterans Affairs (VA) HVAC Design Manuals,

VA Design and Construction Procedures, VA Master Construction Specifications and VA Standard Details, where applicable. The current VA design and construction criteria are available on the VA Technical Information Library (TIL) at <http://www.cfm.va.gov/TIL/>. Deviations from the VA guidelines may be made provided approval is obtained from the VA. Where specific VA requirements are not available or indicated in this document, design criteria from industry standards such as ASHRAE, NFPA, and DOE etc. should be submitted to the VA for review and approval.

The following rooms are based on the VA HVAC Design Manual for New, Replacement, Addition, and Renovation of Existing VA Facilities :

Bedroom Patient (BRMS1), Toilet / Shower Patient (PRTL1), Multipurpose Room Family Wellness (CLR09), Medication Room (MEDP1), Nurse Station Inpatient (NSTA1), Gym Rehabilitation Therapy (PRGY1), Group Room Recreation Therapy (PRRT1), BROS Treatment / Office (PRTM1), Assistive Technology Lab (PRAT1), Office Speech Language Pathologist (EXOS1), Office Provider (OFD05), Gait Observation Lab (PTGL1), Exam Room Gait Lab (PREX1), Speech Therapy Lab (PRST1), Vestibular Room (PRV01), Exam Room Outpatient (EXRG0), Exam Room EMG (PTM1), Exam Room Chiropractic (PTBT1), Gym Rehabilitation Therapy (PRGY3), Medication Room (MEDP1), Bedroom Resident (BRPT3), Toilet / Shower Resident (PRTL1), Assistive Technology Lab (PRAT2), Gym Rehabilitation Therapy (PRGY2), Nurse Station Transitional Rehabilitation (NSTA6)

The following rooms are based on VA HVAC Design Manual for Community Living Centers (CLC):

Laundry Room Patient (LAUN1), Apartment Living Room (PRAP1), Apartment Bedroom (BRPT1), Apartment Bathroom (PRTL1), Apartment Kitchenette / Laundry (PRC03)

The following rooms were based on VA HVAC Design Manuals with adjustments based on Engineering Judgement:

Rehabilitation Engineering Room (PRRE1), Dining Room (PRD01), Storage Food Pantry (SRE01),

---

Kitchen OT Training (IPK01), Driver Training Room (PRDT1), Storage Room Gait Lab (SRE01), Procedure Room, Pain (PRP01), Dining Room Resident (PRD01), Kitchen Resident (PRK01)

The following rooms are Test-Fit rooms that are not provided with Data Sheets:

Playroom (PLAY1), Evaluation Room PT/OT (PREV1), Team Room (WRTM1), Testing Lab Neurosychology (PRNT1), Storage, Assistive Technology Equipment (SRS01), alcove, Crash Cart (RCA01), Storage Assistive Technology Equipment (SRS01), Apartment, Storage (SRE01), Balance Testing Room (PRN01)

## **2. Life Cycle Analysis**

The HVAC system should be selected based on an economic life cycle analysis performed as outlined in the VA HVAC Design Manuals.

## **3. Energy Conservation**

Energy conservation should be emphasized in all aspects of the building design. The building should meet the requirements of the current version of the VA Sustainable Design and Energy Reduction Manual, the VA HVAC Design Manuals, the VA Electrical Design Manual, and the VA Plumbing Design Manual. These design manual energy standards apply to HVAC systems as well as the building envelope, service water heating, lighting and energy management

## **4. Exterior Design Conditions**

Exterior summer/winter design conditions and cooling tower wet bulb design temperatures should be based on the current edition of the VA HVAC Design Manuals.

The A/E may recommend more severe outdoor climatic conditions for review and approval by the VA.

## **5. Indoor Design Conditions**

Indoor design conditions for each space should be maintained throughout the year. Interior design conditions for all spaces should be maintained in accordance with the current version

of the VA HVAC Design Manuals.

## **6. Supply Air Requirements**

The supply air volume should be established to meet the heating and cooling load requirements of the occupied space. The supply volume should, however, be modified to meet a) minimum air change requirements if this air quantity is more than the heating and cooling load requirements, b) maintain proper space pressurization relative to room exhaust requirements. For all air systems, the supply air minimum airflows shall follow the recent version of the FGI or VA HVAC Design Manual. In addition, filtration shall be comprised of a minimum 30% efficient pre-filter [Pre-filters = VA Grade A (MERV = 8)] and 85% efficient after-filters [After-filters = VA Grade D (MERV = 15)], where filter efficiencies shall be based on the current version of ASHRAE Standard 52.

## **7. Outdoor Air Requirements**

The HVAC design should provide each space with not less than the minimum recommended quantity of ventilation air indicated in the recent version of the VA HVAC Design Manuals.

## **8. Exhaust Air Requirements**

The HVAC design should provide exhaust air to spaces to control the transfer of odors and provide proper room pressurization. At a minimum, exhaust air and pressurization should be provided as indicated in the VA HVAC Design Manuals.

## **9. Noise Criteria**

The HVAC design should provide resulting sound levels in occupied spaces not to exceed the levels shown in the VA HVAC Design Manuals.

## **10. Seismic Requirements**

Where applicable, earthquake resistive design should comply with the seismic requirements of the most current version of VA HVAC Design Manuals.



## 11. Design Features

HVAC design features such as the use of economizers shall follow the design criteria outlined in the VA HVAC Design Manuals.

## 12. Temperature Control Criteria

The automatic temperature controls systems and the use of individual temperature controls for specific spaces shall be provided in accordance with the VA HVAC Design Manuals.

### 3.4.2 Structural

Executive Orders (EO) 12699 and 12941 require that all new and existing buildings constructed or leased by the Federal Government be seismically safe. The EOs require that nationally recognized building codes be used for the seismic design and construction of new buildings, and for the seismic safety assessment of existing buildings. For structural systems, International Building Code should be followed.

### 3.4.3 Plumbing

#### 1. General

The plumbing and medical gas systems shall comply with the current version of Department of Veterans Affairs (VA) Plumbing Design Manuals, VA Design and Construction Procedures, VA Master Construction Specifications and VA Standard Details, where applicable. Deviations from the VA guidelines may be made provided approval is obtained from the VA. Where state or local codes are more stringent than the above requirements, submit criteria to the VA for review and approval.

#### 2. Domestic Water Systems

Water service should be extended to the building to serve the domestic and fire protection systems. Domestic water should be distributed to the plumbing fixtures and equipment. Design of the domestic water system shall follow the VA Plumbing Design Manual. This includes design of water hammer arrestors, domestic booster pump design, and central

domestic hot water and recirculating systems.

#### 3. Plumbing Fixtures

Plumbing fixture types (including fixtures required to meet person with disabilities requirements) and fixtureflow restrictors should be in accordance with the current version of the VA Plumbing Design Manual.

#### 4. Sanitary and Storm Drainage Systems

Provide an adequate number of sanitary and storm drainage connections from the building. Provide the minimum quantity of connections from each building with sanitary sewer and storm drains sized as indicated in the VA Plumbing Design Manual.

Kitchen waste, where applicable, should be provided with a grease removal system.

#### 5. Medical Gas and Vacuum Systems

Medical compressed air, oxygen and medical vacuum systems should be provided in accordance with the current versions of the VA Plumbing Design Manual. Coordinate project specific requirements with the VA.

#### 6. Seismic Requirements

Where applicable, earthquake resistive design should comply with the current version of VA Seismic Design Handbook.

### 3.4.4 Electrical

#### 1. General

The electrical systems shall comply with the current version of Department of Veterans Affairs (VA) Electrical Design Manuals, VA Design and Construction Procedures, VA Master Construction Specifications and VA Standard Details, where applicable. Deviations from the VA guidelines may be made provided approval is obtained from the VA. Where state or local codes are more stringent than the above requirements, submit criteria to the VA for review and approval.

---

## 2. Electrical Closets

Provide separate electrical rooms and closets to comply with VA Electrical Design Manual.

## 3. Public Utility Requirements

Contact local utility electric power company and comply with their requirements for electric service. Make necessary submittals to utility companies for approval of equipment to be installed.

## 4. Seismic Restraints

Requirements should be as specified by local codes and ordinances. Work shall comply with detailed provisions made by local authorities having plan check and inspection jurisdiction including the requirements of the most current version of VA Electrical Design Manual.

## 5. Electrical System Characteristics

Contact the local electric utility company for the type and availability of service. When possible, multiple utility feeders from separate utility substations should be provided for service redundancy. Three phase, 480/277 volt or 208/120 volt building utilization voltages are acceptable. A utility owned, pad mounted transformer is preferred for these services. Service entrance equipment should comply with the VA Electrical Design Manual and VA Electrical Specifications Division 26.

## 6. Emergency Power

An emergency generator should be provided, if an existing source does not already exist, to maintain electrical power for PRC in case of utility electric power outage. Where stored fuel for emergency generator is required, storage capacity should permit continuous operation. The specific loads and branch circuit arrangement should comply with NEC, VA Electrical Design Manual and VA Electrical Specifications Division 26.

## 7. Lighting

Patient rooms should utilize natural light as much as possible. In addition, general lighting and night lighting are required. A reading light should be provided for each patient. Reading

light controls should be readily accessible to patients. At least one night light fixture in each patient room should be controlled at the room entrance. All light controls in patient areas should be silent. Lighting levels specified in the Room Data Sheet are overall room light level requirements. Patient room data sheets show each light fixture footcandle level. Lighting should comply with the VA Electrical Design Manual Chapter 6.

## 8. Receptacles

Provide each patient room with duplex-grounded receptacles. Provide one at each side of the head of each bed and one on every other wall unless otherwise shown on the Room Guide Plates. Electrical receptacle cover plates or electrical supplied from the emergency system should be distinctively colored or marked for identification. Ground fault interrupters should comply with NFPA 70 and 99. Receptacles should comply with the VA Electrical Design Manual Chapter 3.

## 9. Fire Alarm System

Provide fire alarm and detection systems in compliance with NFPA 101 and NFPA 72 as well as VA Fire Protection Design Manual.

### 3.4.5. Equipment

#### 1. Casework

Modular casework storage systems should be utilized for flexibility including the incorporation of typical dimensions for ease of multiple re-use applications. Casework system should be integrated with space planning to avoid corner installations and filler panels.

#### 2. Management Information Systems

Management Information Systems (MIS) should be planned and designed on an individual facility basis to meet needs. The amount of information that is assembled and distributed through MIS is increasing at a rapid rate and expansion to meet future needs should be considered.



### 3. Headwall Equipment Management Systems

The headwall requirements for the PRC Inpatient rooms are to follow the PG 18-12 Inpatient Nursing Units Design Guide. The Transitional Care Patient rooms will not require medical gases or oxygen; rather only nurse call and reading light.

#### 4. Pneumatic Tube System

A pneumatic tube station should be considered as part of the PRC project in order to provide an efficient means of delivering medications and labs to and from the inpatient units and the main hospital pharmacy and main lab. See pharmaceuticals in section 3.4.8 - 4 for more information about medication delivery.

### 3.4.6 Communications

#### 1. Telephone

Unless restricted by the program of services, a telephone should be available at each patient's bedside. In addition, there should be one private telephone available per inpatient and transitional unit for patients who do not subscribe to private telephone service.

Telephone outlets are typically provided at each staff work station or in each room. Wall outlets are 18" [450 mm] AFF and desk outlets are 48" [1200 mm] AFF.

#### 2. Information Systems

Information systems needs include computer and electrical outlets available at all work stations including decentralized charting locations. Desk or workstation outlets are 48" [1200 mm] AFF.

#### 3. Nurse Call System

Provide a nurse call system. Provide each bed location with a call device. An emergency call system should be provided at each patient toilet, bath, and shower room. This system should be accessible to a patient lying on the floor. Design the emergency call system so that a call activated by a patient will initiate a signal distinct from the regular staff call system and that can be turned off only at the patient's location. The signal should activate an annunciator panel at the staff work

area or other appropriate location, and either a visual signal in the corridor or at the patient's door.

Nurse call locations should be discussed with the staff to decide if required in areas such as the rehabilitation gyms, group rooms, family areas, or other therapy zones.

Wireless technologies for staff should be studied along with hard wired or integrated systems, to meet the needs of individual facilities.

#### 4. Television

Cable and electrical outlets of television should be provided at each inpatient and transitional patient bed area as well as common family spaces. TV monitors should be discussed in the therapy areas for patient and family education before or after activities.

#### 5. Public Address

Public address systems are required for PRC facilities for code required fire and life safety communications. The use of public address system for regular paging or staff communications should be avoided in the PRC facility. Public address can be handled in ways to support patient centered care:

- a. pagers
- b. voicera
- c. other technology supported systems

### 3.4.7 Waste Management

#### 1. Medical Waste

Medical waste is generated in medical exam rooms or in patient rooms where it is bagged, collected and transported using specially designated, closed containers to the soiled utility rooms. The waste is held there until it is transported via the loading dock to the medical waste handling facility.

#### 2. General Waste

General waste is generated in all spaces and is held in waste containers for collection either in a trash receptacle within the patient room or bulk storage in the soiled utility closet. It is then collected by cart and transported via the loading dock to the waste handling facility.

---

### 3. Recycling

Means of sorting, collecting, transporting and disposing of recyclable material should be analyzed by locality and modified to suite local conditions and practices.

A discussion should be had early on regarding the product types used in the building: disposable vs. recycle products. This is an important design consideration in alternatives that impacts physical space for waste disposal volumes.

Refer to the Sustainable Guide for more information regarding recycling requirements.

### 4. Soiled Linen

Reusable soiled linens are generated in patient rooms, physical therapy gyms, and sometimes the medical exam rooms. They should be collected in carts or hampers in the soiled utility rooms and transported to a soiled linen holding room near the loading dock for pick-up. Medical exam rooms may opt to use disposable paper products in which case, they would be discarded after each use.

### 5. Utensils

Any medical care washable items incorporated in the plan of care should be transported to the soiled utility room for holding. Items will then be transported to a sterile processing department or service for cleaning and reprocessing. Utensils utilized in meal training (cooking or eating) should be washed in the dishwasher provided in the kitchen.

### 6. Space requirements

Space requirements for Waste Management will vary based on selection of waste collection and recycling methods. Space requirements need to be studied for each optional method or system considered.

#### 3.4.8 Transportation

##### 1. Patients

Patients and family members typically arrive at the main entrance via private transportation. Some patients may arrive via ambulance at the ambulance entrance. The main entrance

should have a covered drop-off area.

Patients are usually accompanied by family or other caregivers. Clear site and facility organization through the use of directional signage is required to assist in directing the patients and others to their destination.

Vehicles transporting patients for admission via the emergency entrance should be clearly directed to this location. Convenient access from visitor parking to the PRC should be provided. Features such as clear pedestrian access routes, public spaces, landmarks and signage are particularly important in the PRC to facilitate wayfinding.

##### 2. Staff

Staff parking and entry is separated from other traffic such as patient/visitor and service. Staff facilities should be located convenient to staff entry.

##### 3. Records

Patient medical and financial records are maintained electronically and therefore can be accessed from anywhere within the facility.

##### 4. Pharmaceuticals

Pharmaceuticals including narcotics are transported by pharmacy staff or pneumatic tube system to individual patient units in locked transport containers. Narcotics are delivered to a locked medication cabinet in the medication room. The transitional unit may require off-site deliveries of medications prepared in the main facility.

##### 5. Material

Supply traffic (material) should be separated from patient/visitor traffic. Clean supplies are transported via supply carts to the clean utility rooms on the individual patient units/departments where supplies are accessed by staff.

##### 6. Linen

Supply traffic (linen) should be separated from patient/visitor traffic. Clean and soiled linen are transported in linen carts. Clean linen carts are parked in cart alcoves or clean linen rooms by EMS staff. Nursing staff deliver linens to the

patient rooms and patient care areas. Soiled linen is stored in a cart (or bag) located in the patient room or removed immediately and taken directly to the soiled utility room until it is picked up by EMS staff and brought to the main soiled holding area for proper cleaning.

## 7. Sterile Supplies

Sterile items used in the medical exam rooms or patient rooms are transported via dedicated closed carts. Sterile items also may be stored in the clean utility rooms.

## 8. Food

Two of the three primary areas within the PRC; Inpatient, Transitional Care, will ultimately depend on the centralized food service department (kitchen) and material handling systems. The Inpatient Unit will receive food directly from the kitchen with final preparation determined by the individual medical center. Occupational Therapy training will occur in the kitchen on the unit as well.

Transitional Care will have a working kitchen within the facility to assist in teaching patients domestic cooking skills. Storage areas will be provided in the kitchen for dry foods but perishables will be delivered regularly. All bulk food deliveries will come by way of the centralized materials handling department.

Although not included as a high demand on the main facilities kitchen, outpatient nourishment stations will receive food deliveries and restocking of nourishments via the centralized food service department.

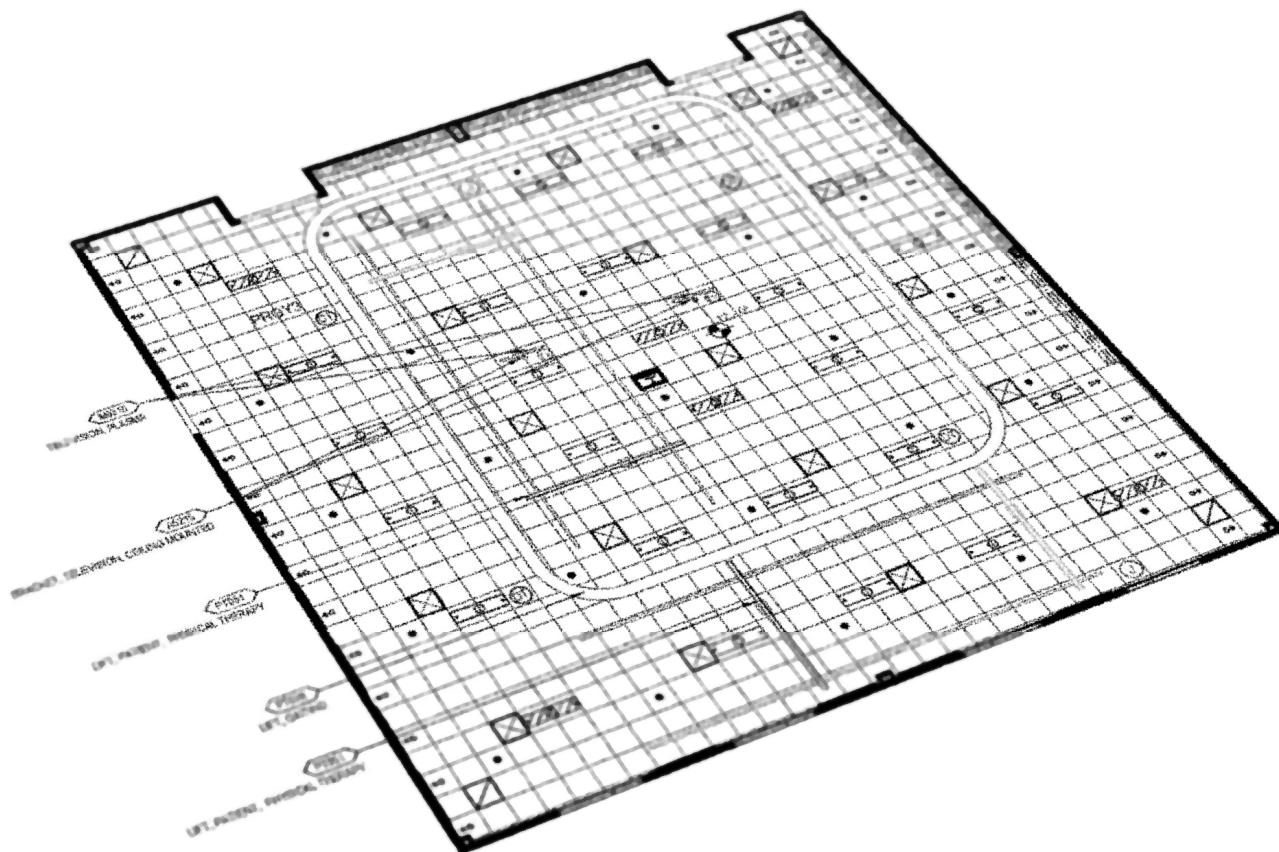
## 9. Waste

Waste is collected by environmental management services (EMS) staff and transported to soiled utility rooms in the individual patient units and trash collection areas near loading docks where it is disposed according to facility policies.

---

This page has been left blank intentionally.

## 4.1 Guide Plates, Data Sheets and Equipment Lists



### 4.1 Introduction to Room Guide Plates

The following section of material includes graphic representations of the space and general requirements necessary to derive a space criteria and equipment list for specific spaces within the Polytrauma Rehabilitation Center (PRC). The Room Guide Plates plans included with this publication are intended as general representations of typical furniture, equipment, functional and personnel space needs. The Room Guide Plates reflected ceiling plans are a representation of HVAC diffusers/grilles, sprinklers, lighting, speaker and other ceiling mounted equipment locations.

The Room Guide Plates were developed as a design tool to assist the Project Team in understanding the choices to be made during design; and to assist designers in understanding VA's functional requirements for the specific room identified. The Room Guide Plates are not intended to be project specific and are not meant to limit design opportunities. While the room guide plates are provided for a majority of spaces required in the PRC, it is not possible to foresee

all possible variations or future requirements. The project-specific space program shall be used as the basis for individual project design. In all cases the Room Guide Plates must be reviewed against project criteria and any special requirements. In situations when a test-fit plan was required to arrive at a new NSF and equipment layout, the plan and equipment list have been included in this document. The test-fit rooms do not have room data sheets, RCPs, or interior elevations. The room guide plates were designed per the subject matter experts from the VA, the consultants, as well as the industry standards stated in Section 3. The FGI has a separate section for rehabilitation facilities that dictated size of clear floor space and elements required for the unit. (See FGI section 2.6 for reference). Users shall refer to other VA criteria and standards (listed in Section 3) when information is either too detailed or too broad to be included in the Guide Plates. Equipment requirements and technologies are continually evolving. Equipment manufacturers shall be consulted for actual dimensions and utility requirements. See the Space Criteria for a cross reference to the Room Names and SEPS designations used in this section.

---

### 4.1.1 Description of Guide Plates

#### Architectural Notes

Applicable Codes and Standards: See 3.1 Codes and Standards.

All new construction and all renovated areas shall be fully protected by an automatic sprinkler system.

The data sheets, which accompany each guide plate, list equipment in the following format:

JSN	NAME	QTY	A/I	DESCRIPTION

**Table 4.1**  
Format Example

The legend for the Equipment Tables is as follows:

**QUANTITY** - Quantity of equipment in room module.

**A / I** - Acquisition/Installation

**V/V** – VA furnished and VA installed

**V/C**– VA furnished and Contractor installed

**C/C**– Contractor furnished and Contractor installed

**C/V** – Contractor furnished and VA installed

Note: The above may vary from project to project

**DESCRIPTION** – Detailed specification of equipment.

When producing architectural drawings for the VA, designers should follow Standard Detail 00000-1.DWG (PG-18-4) which outlines the accepted symbols for designating equipment with regard to accountability as to procurement and installation responsibilities.

























Provide reinforcement behind automatic door push plates.

\*\*Text noted in red colored font refers to items that differ from the PG 18-14. The text in red is what is proposed based on the evaluation and input from the subject matter experts.

\*\*JSN numbers starting with 'PT' are temporary numbers for new room contents related to Polytrauma and will be different if the room contents list is reported out of SEPS.

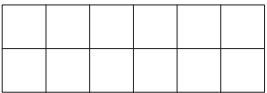


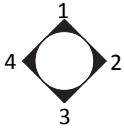


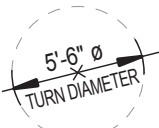
## Legend of Symbols

SYSTEM	DESCRIPTION OF SYMBOLS	SYMBOL
<b>WIRING DEVICES SWITCHES</b>	SINGLE POLE SWITCH (SUBSCRIPT INDICATES FIXTURES CONTROLLED)	\$ <sub>a</sub>
	THREE-WAY SWITCH	\$ <sub>3</sub>
	LOW VOLTAGE, TWO BUTTON DUAL LEVEL SWITCHING	\$ <sub>2</sub> \$ <sub>3</sub> \$ <sub>3</sub>
	LOW VOLTAGE DIMMER SWITCH	\$ <sub>D</sub>
	PUSH PLATE (AUTO OPENING DOOR)	HPP
	OCCUPANCY SENSOR	⓪
<b>LIGHTING FIXTURES</b>	1'X4' FLUORESCENT LIGHT FIXTURE	
	2'X4' FLUORESCENT LIGHT FIXTURE	
	2'X4' FLUORESCENT LIGHT FIXTURE - EMERGENCY POWER	
	8" X 4' INDIRECT/DIRECT EXAM LIGHT FIXTURE	
	1'X4' DIRECT/INDIRECT LIGHT FIXTURE	
	2'X4' DIRECT/INDIRECT LIGHT FIXTURE	
	2'X4' DIRECT/INDIRECT LIGHT FIXTURE - EMERGENCY POWER	
	1'X4' DIRECT/INDIRECT PENDANT	
	1'X4' DIRECT/INDIRECT PENDANT - EMERGENCY POWER	
	PENDANT FLUORESCENT LIGHT FIXTURE	
	VANITY LIGHT, WALL-MOUNTED	
	UNDER CABINET LIGHT	
	COVE LIGHT	
	WALLWASH LIGHT FIXTURE	
	RECESSED DOWN LIGHT	
NIGHT LIGHT	NL	

<b>WIRING DEVICES RECEPTACLES</b>	DUPLEX RECEPTACLE	
	GROUND FAULT INTERRUPTER RECEPTACLE	
	DUPLEX RECEPTACLE ON EMERGENCY POWER	
	SWITCHED DUPLEX RECEPTACLE	
	QUADRAPLEX RECEPTACLE	
	SPECIAL PURPOSE RECEPTACLE	
	JUNCTION BOX	
	FLOOR BOX POWER	
<b>AUXILLARY SYSTEMS</b>	TELEPHONE DATA OUTLET	
	TELEVISION CABLE OUTLET - WALL MOUNTED/CEILING MOUNTED	
	SPEAKER - WALL MOUNTED/CEILING MOUNTED	
	NURSE CALL CONTROL EQUIPMENT PANEL	
	NURSE CALL DEVICE (PULL CORD)	
	NURSE CALL DEVICE (CODE BLUE)	
	PANIC CALL	
	SMOKE DETECTOR	
<b>MECHANICAL</b>	ROOM THERMOSTAT	
	HVAC SUPPLY	
	HVAC RETURN	
	*LINEAR DIFFUSER	
	EXHAUST REGISTER	
	HOOD EXHAUST	
	DRYER EXHAUST	
<b>PLUMBING</b>	SPRINKLER HEAD	

\* Follow the VA HVAC Design Manual for installation of linear diffusers at exterior windows



<b>ARCHITECTURAL</b>	2'X2' ACOUSTIC TILE CEILING	
	2'X4' ACOUSTIC TILE CEILING	
	GYPSUM BOARD	
	INTERIOR ELEVATION REFERENCE	
	HEIGHT OF CEILING FINISH ABOVE FINISH FLOOR	
	JSN AND EQUIPMENT NAME	
	WHEELCHAIR CLEARANCE	

---

This page has been left blank intentionally.

# 4.2 Inpatient Nursing Unit

- 4.2.1. Bedroom, Patient (BRMS1);
  - Toilet/Shower, Patient (PRTL1) ..... 4.8
  - Option 1 ..... 4.9
  - Option 2 ..... 4.17
  - Option 3 ..... 4.25
- 4.2.2. Nurse Station, Inpatient (NSTA1);
  - Alcove, Crash Cart (RCA01) ..... 4.41
- 4.2.3. Medication Room (MEDP1) ..... 4.54
- 4.2.4. Dining Room (PRD01);
  - Storage, Food Pantry (SRE01);
  - Kitchen, OT Training (IPK01) ..... 4.61
- 4.2.5. Multipurpose Room, Family Wellness (CLR09);
  - Playroom (PLAY1) ..... 4.75
- 4.2.6. Laundry Room, Patient (LAUN1) ..... 4.84
- 4.2.7. Gym, Rehabilitation Therapy (PRGY1) ..... 4.91
- 4.2.8. Evaluation Room, PT/OT (PREV1) - Test-Fit ..... 4.106
- 4.2.9. Team Room (WRTM1) - Test-Fit ..... 4.109
- 4.2.10. Group Room, Recreation Therapy (PRRT1) ..... 4.111
- 4.2.11. Testing Lab, Neuropsychology (PRNT1) - Test-Fit ..... 4.121
- 4.2.12. BROS Treatment / Office (PRTM1) ..... 4.125
- 4.2.13. Assistive Technology Lab (PRAT1);
  - Rehabilitation Engineering Room (PRRE1);
  - Storage, Assistive Technology Equipment (SRS01) ..... 4.133
- 4.2.14. Office, Speech Language Pathologist (EXOS1) ..... 4.147
- 4.2.15. Office, Provider (OFD05) - Test-Fit ..... 4.153

---

## 4.2.1 Bedroom, Patient (BRMS1), Toilet/Shower, Patient (PRTL1)

### **Function:**

Patient Room is the key space of the inpatient unit. Standardized mirror-image rooms share the wall that accommodates their headwalls, and bathroom plumbing chases. The patient rooms includes a family visiting area at bedside (near the window) and a sleeper sofa for longer, overnight stays from family members, space for family gatherings (including children), consultations with their caregiver team, and patient privacy during procedures. The room also provides wheelchair clearance and handicap precautions through the entire space in order to enhance the patient's independence level throughout their stay.

### Lighting Considerations:

Providing a layered approach to patient room lighting allows for individual patient control as well as ensures that the space will provide conducive lighting levels for its wide range of tasks. Dimming controls further allow the patient to create a comfortable environment for recovery.

These lighting layers should include:

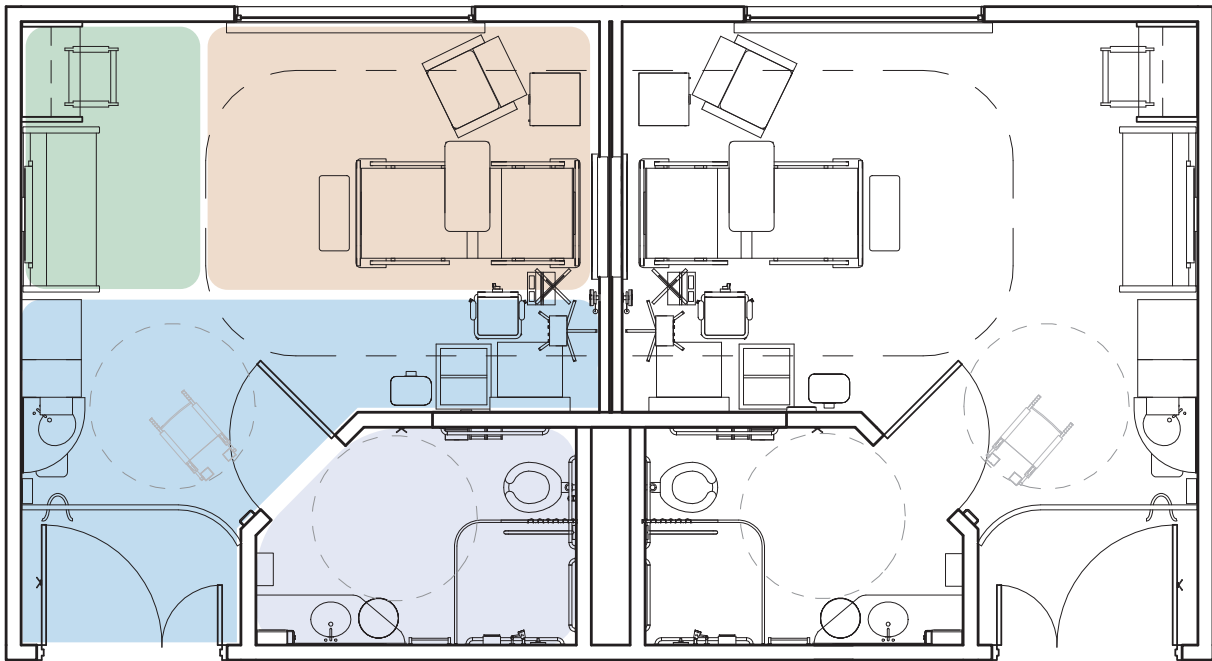
1. Exam lighting flanking the bedside – This helps to reduce glare directly above the patient bed when patient is being examined
2. Step light utilizing amber LED light sources with motion sensor control – This step light should be located next to the patient bed. It is used to allow the patient to get up in the middle of the night without turning on the main room lighting system. This helps to reinforce the circadian system and quickly return to sleep by providing the minimum amount of lighting stimulation (through reduced lighting levels and warmer amber light color).
3. Indirect lighting system for ambient lighting levels from head wall – This allows the patient to create a very comfortably lit glare free environment.
4. Vertical brightness from concealed fixtures on the foot wall- This helps to create a bright visual environment kickstarting the circadian rhythm while maintaining a very comfortable low glare environment for the patient.
5. Reading light with concealed source from head wall – This allows the patient to increase lighting levels at the patient bed without producing visual discomfort or glare.
6. Directional lighting systems for nurse/family areas – This allows nurses and family to have functional lighting levels while minimizing visual brightness and glare from the patient bed location.

Providing multiple layers of lighting in bathrooms enables them to provide conducive lighting levels for various situations.

These lighting layers should include:

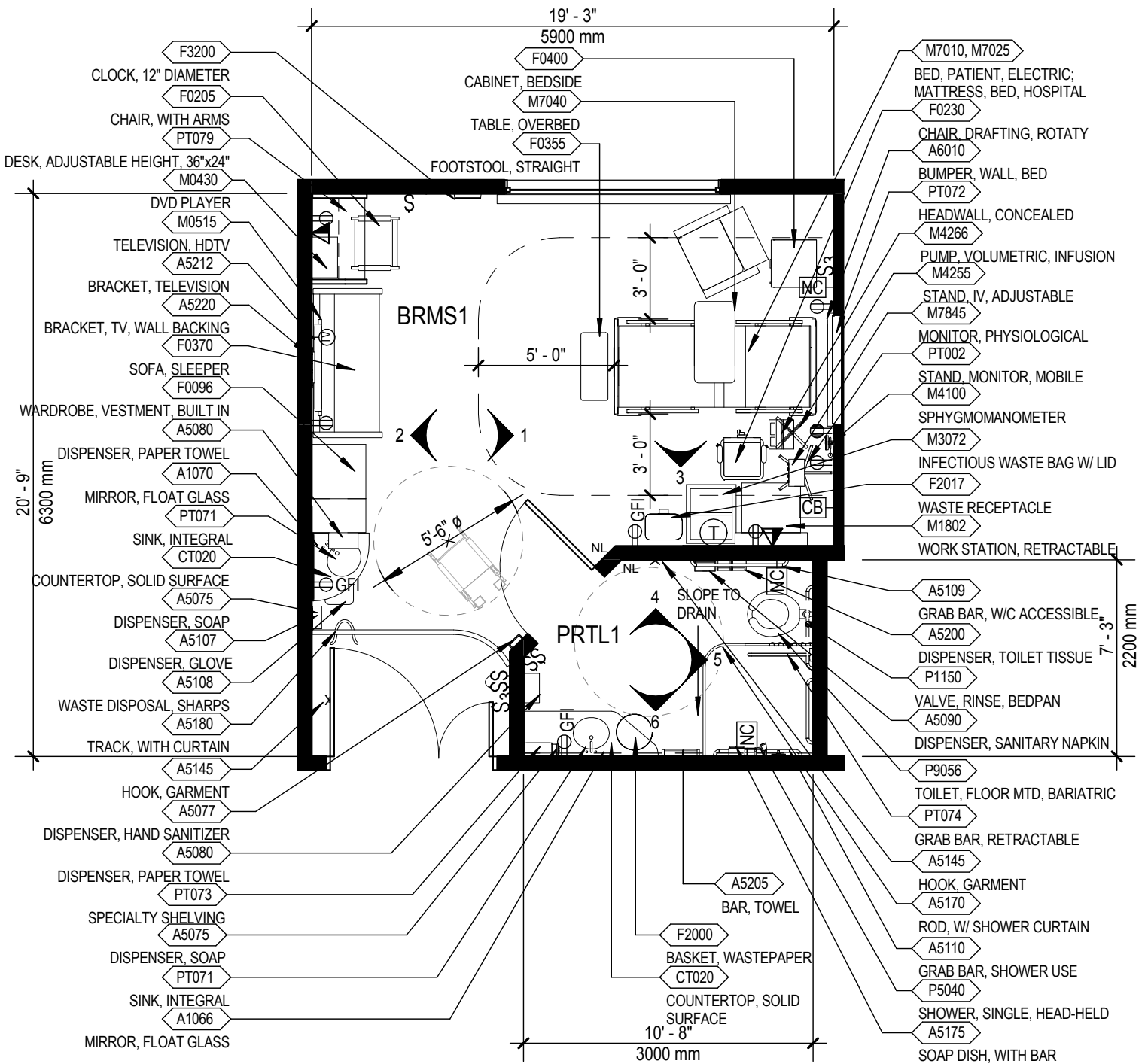
1. Indirect vanity light with concealed sources – This allows for good vertical facial brightness at the vanity without providing visual discomfort or glare. It also provides a base layer for ambient brightness for the rest of the bathroom.
2. Direct downlights for toilet and shower areas – This allows for higher lighting levels throughout the bathroom.
3. Step lights utilizing amber LED light sources and motion sensor control - This step light should be located next to the toilet. It is used to allow the patient to use the bathroom in the middle of the night without turning on the main bathroom lighting system. This helps to reinforce the circadian system and quickly return to sleep by providing the minimum amount of lighting stimulation (through reduced lighting levels and warmer amber light color).

# Bedroom, Patient (BRMS1); Toilet/Shower, Patient (PRTL1) – Option 1



- Patient Zone
- Clinical Zone
- Family Room
- Hygiene

# Bedroom, Patient (BRMS1); Toilet/Shower, Patient (PRTL1) - Option 1



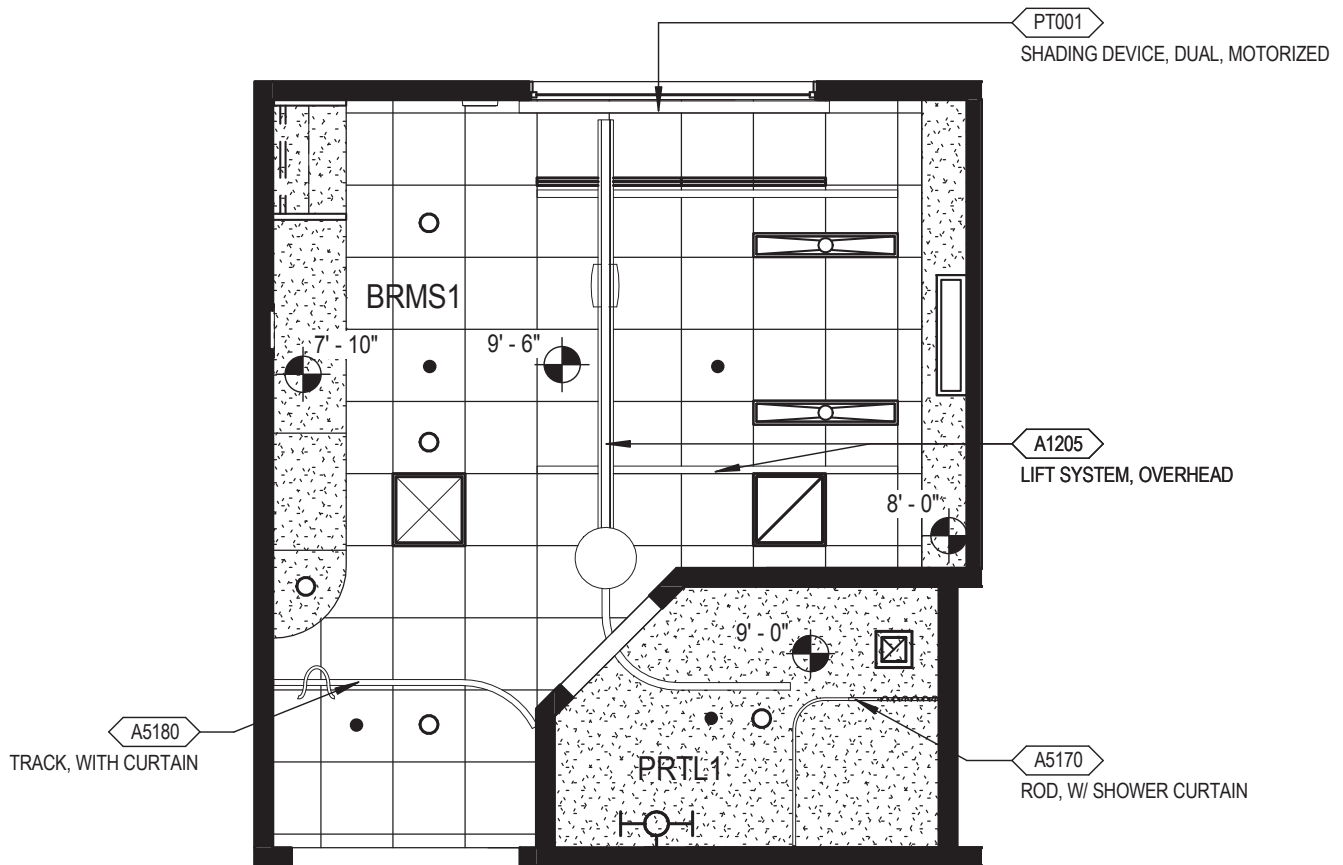
SCALE: 3/16" = 1'-0"



## Polytrauma Rehabilitation Center • Inpatient Unit Floor/Equipment Plan (300 NSF/27.9 NSM; 75 NSF/7.0 NSM)

NOTE: Guide plates are graphical representations of selected room types, illustrating the integration of space, components, systems, and equipment. They provide typical configurations and general technical guidance, and are not intended to be project specific. Specific infrastructure design requirements are contained in VA Design Manuals and Space Planning Criteria located in the VA Technical Information Library.

# Bedroom, Patient (BRMS1); Toilet/Shower, Patient (PRTL1) – Option 1



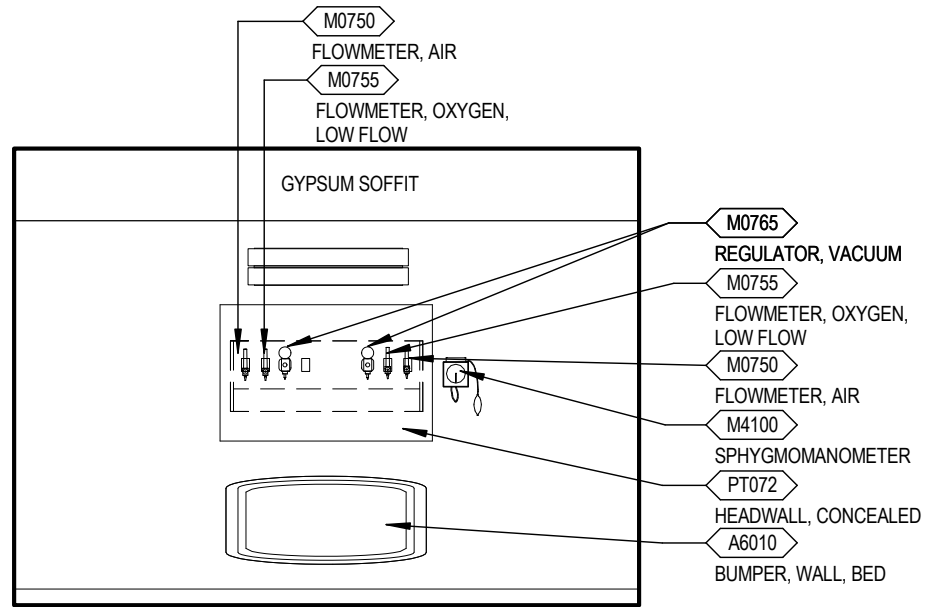
SCALE: 3/16" = 1'-0"



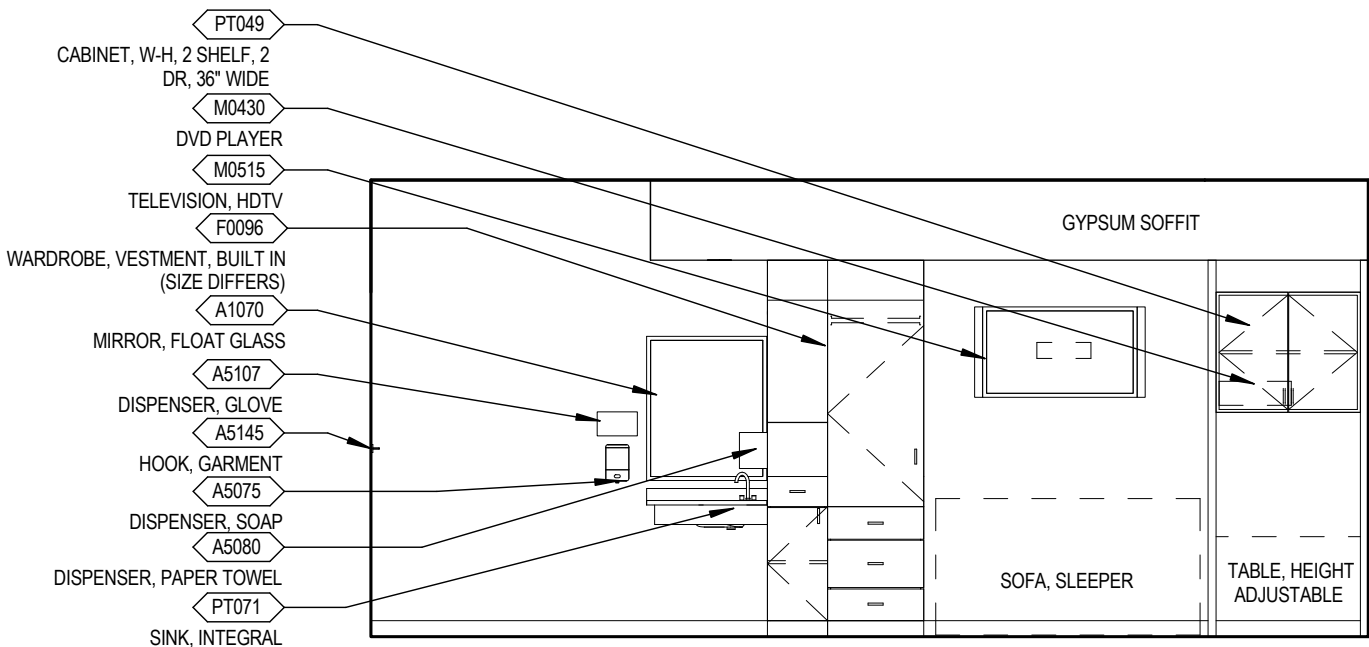
## Polytrauma Rehabilitation Center • Inpatient Unit Reflected Ceiling Plan

NOTE: Guide plates are graphical representations of selected room types, illustrating the integration of space, components, systems, and equipment. They provide typical configurations and general technical guidance, and are not intended to be project specific. Specific infrastructure design requirements are contained in VA Design Manuals and Space Planning Criteria located in the VA Technical Information Library.

# Bedroom, Patient (BRMS1) - Option 1



**Elevation 1**



**Elevation 2**

SCALE: 1/4" = 1'-0"

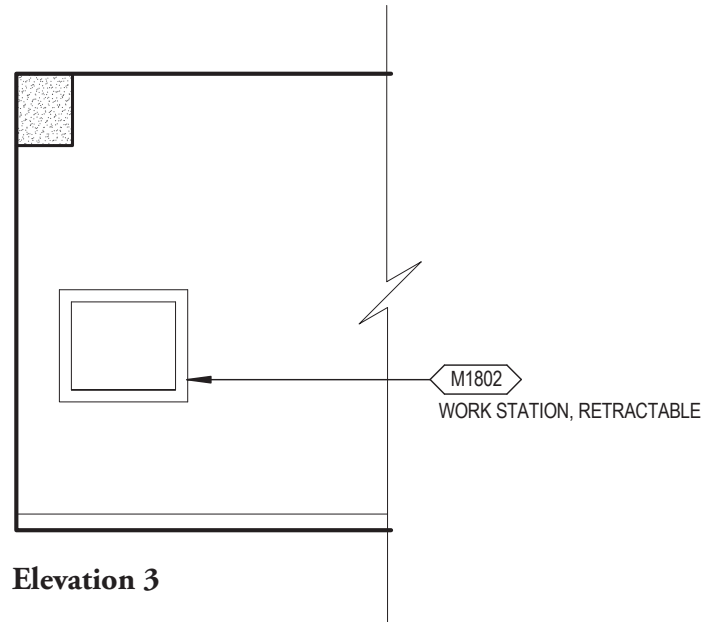


**Polytrauma Rehabilitation Center • Inpatient Unit  
Elevation(s)**

NOTE: Guide plates are graphical representations of selected room types, illustrating the integration of space, components, systems, and equipment. They provide typical configurations and general technical guidance, and are not intended to be project specific. Specific infrastructure design requirements are contained in VA Design Manuals and Space Planning Criteria located in the VA Technical Information Library.



# Bedroom, Patient (BRMS1) - Option 1



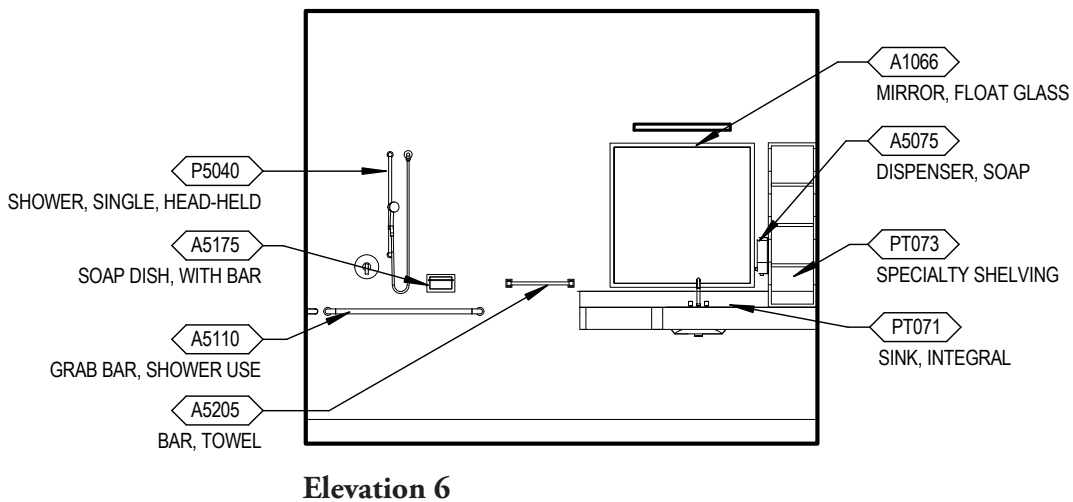
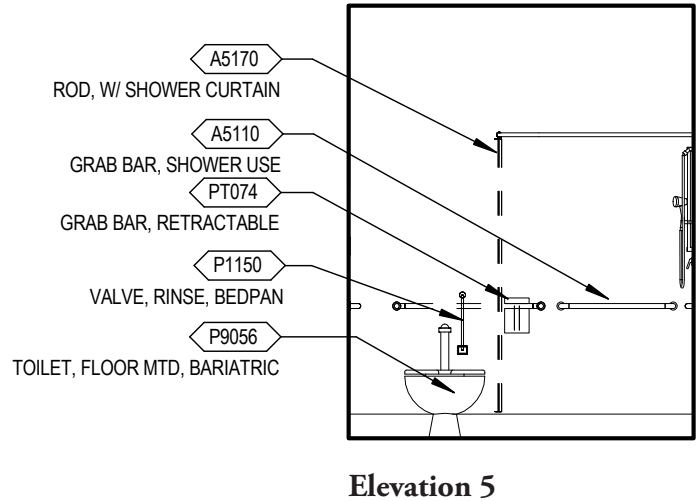
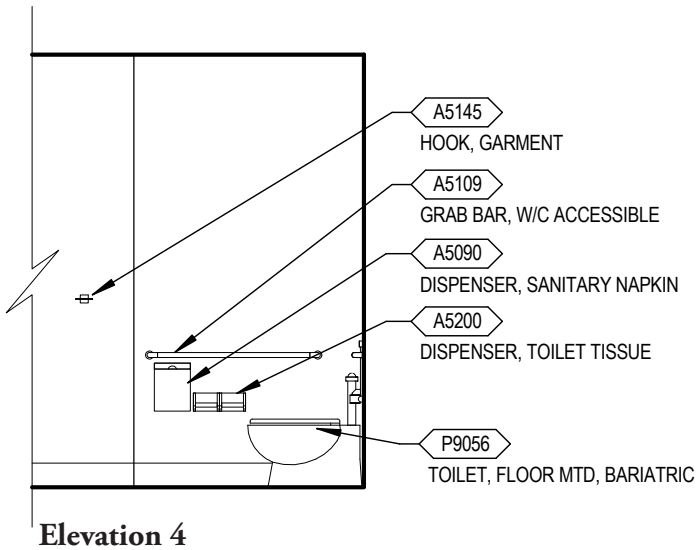
SCALE: 1/4" = 1'-0"



**Polytrauma Rehabilitation Center • Inpatient Unit  
Elevation(s)**

NOTE: Guide plates are graphical representations of selected room types, illustrating the integration of space, components, systems, and equipment. They provide typical configurations and general technical guidance, and are not intended to be project specific. Specific infrastructure design requirements are contained in VA Design Manuals and Space Planning Criteria located in the VA Technical Information Library.

# Toilet/Shower, Patient (PRTL1) - Option 1



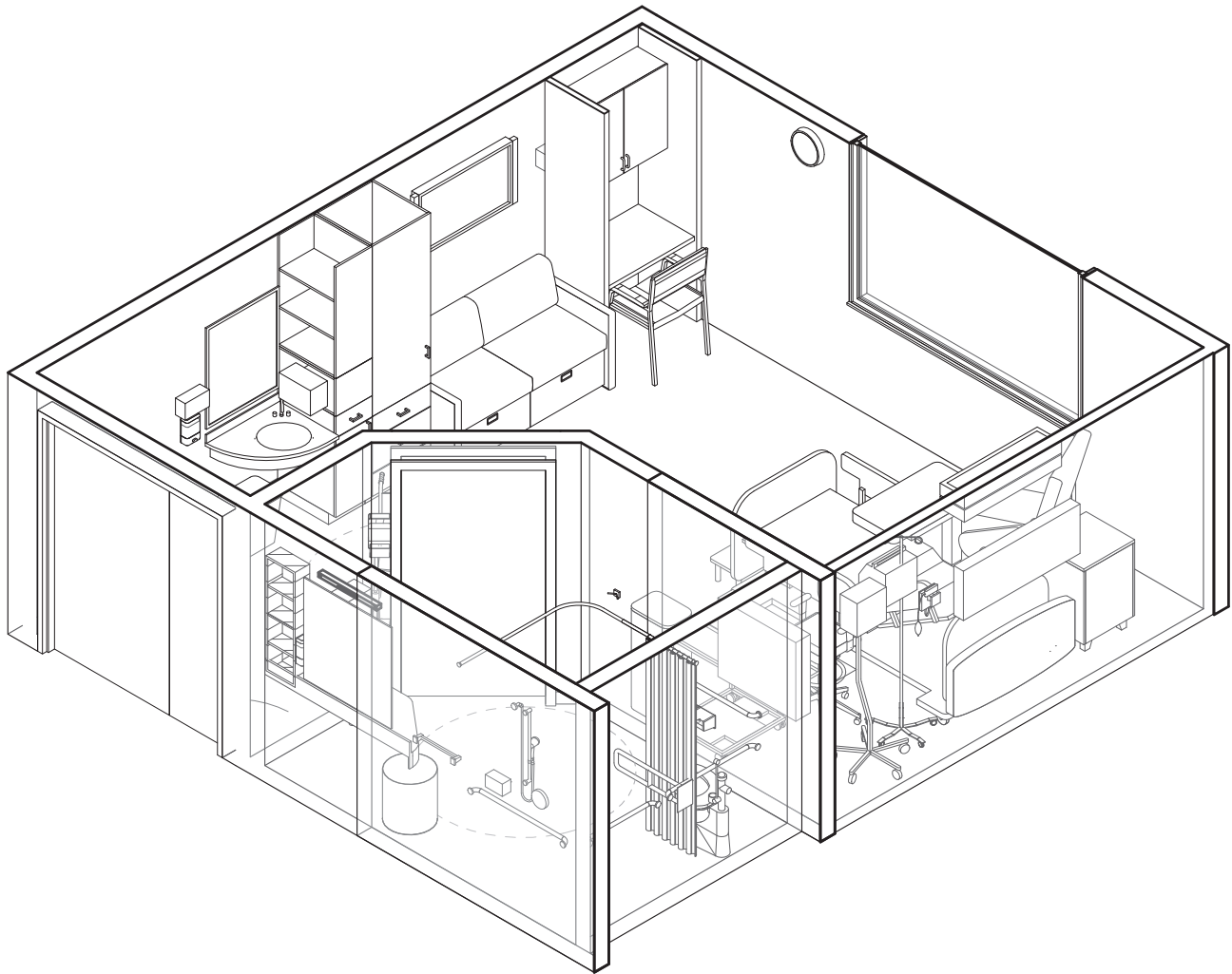
SCALE: 1/4" = 1'-0"



**Polytrauma Rehabilitation Center • Inpatient Unit**  
**Elevation(s)**

NOTE: Guide plates are graphical representations of selected room types, illustrating the integration of space, components, systems, and equipment. They provide typical configurations and general technical guidance, and are not intended to be project specific. Specific infrastructure design requirements are contained in VA Design Manuals and Space Planning Criteria located in the VA Technical Information Library.

# Bedroom, Patient (BRMS1); Toilet/Shower, Patient (PRTL1) – Option 1

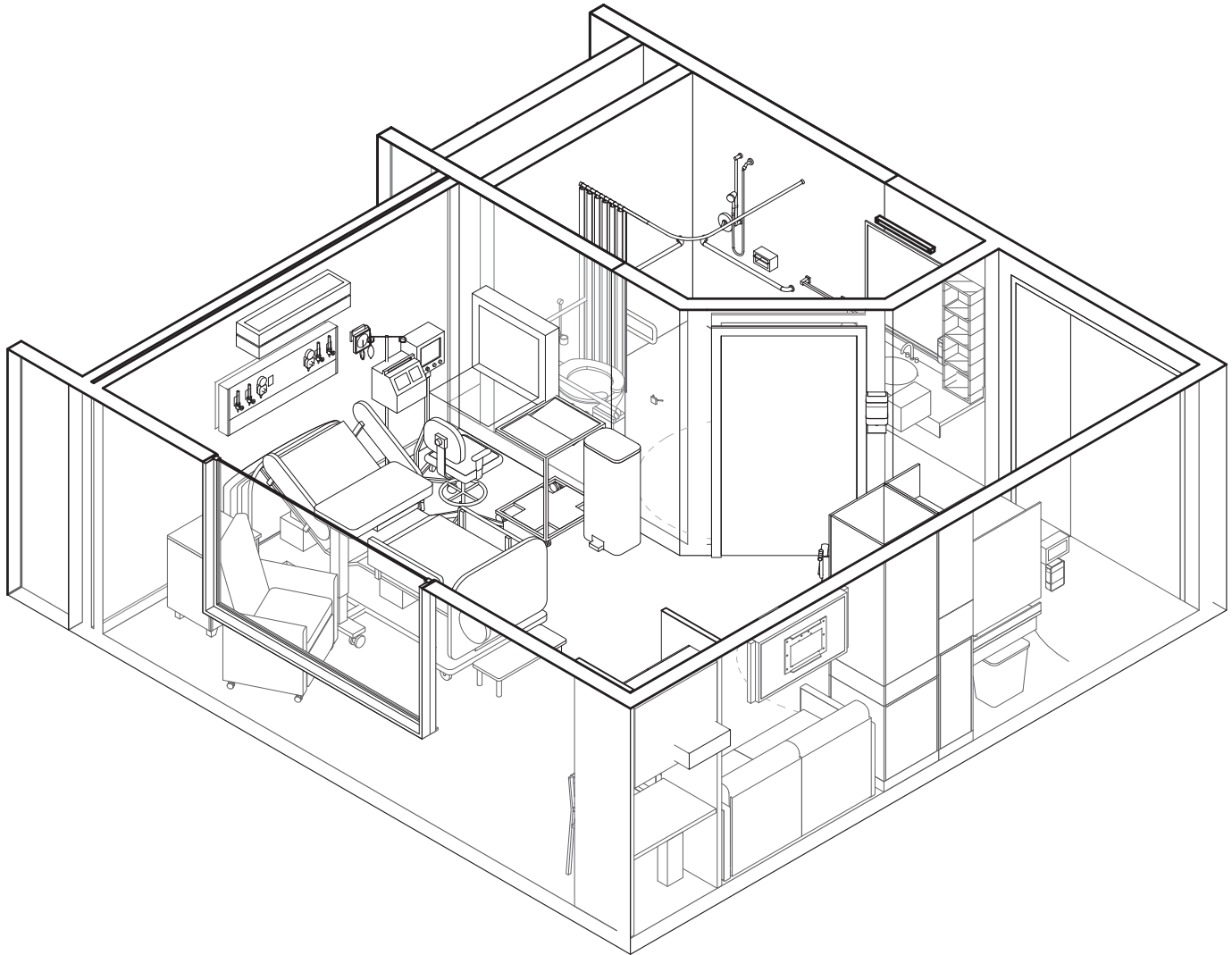


## Polytrauma Rehabilitation Center • Inpatient Unit Room/Equipment Isometric

NOTE: Guide plates are graphical representations of selected room types, illustrating the integration of space, components, systems, and equipment. They provide typical configurations and general technical guidance, and are not intended to be project specific. Specific infrastructure design requirements are contained in VA Design Manuals and Space Planning Criteria located in the VA Technical Information Library.

---

## Bedroom, Patient (BRMS1); Toilet/Shower, Patient (PRTL1) – Option 1



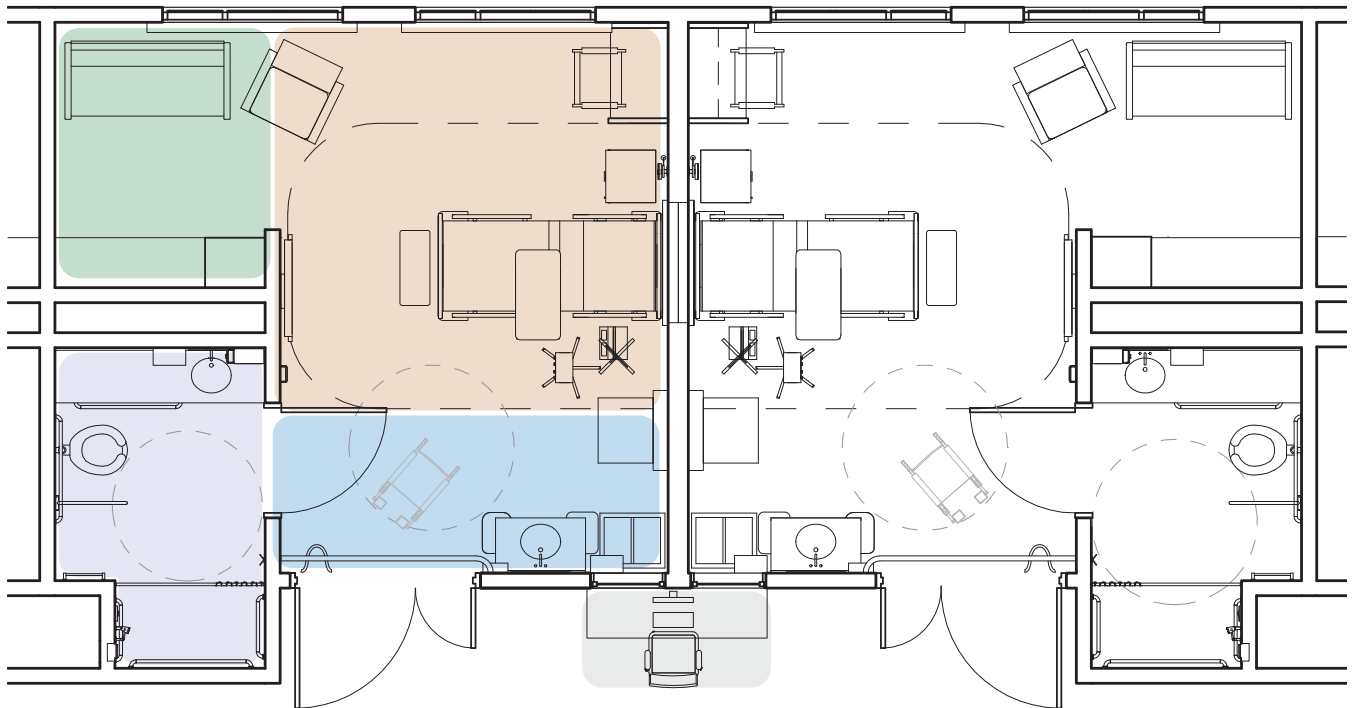
---

### Polytrauma Rehabilitation Center • Inpatient Unit Room/Equipment Isometric

NOTE: Guide plates are graphical representations of selected room types, illustrating the integration of space, components, systems, and equipment. They provide typical configurations and general technical guidance, and are not intended to be project specific. Specific infrastructure design requirements are contained in VA Design Manuals and Space Planning Criteria located in the VA Technical Information Library.

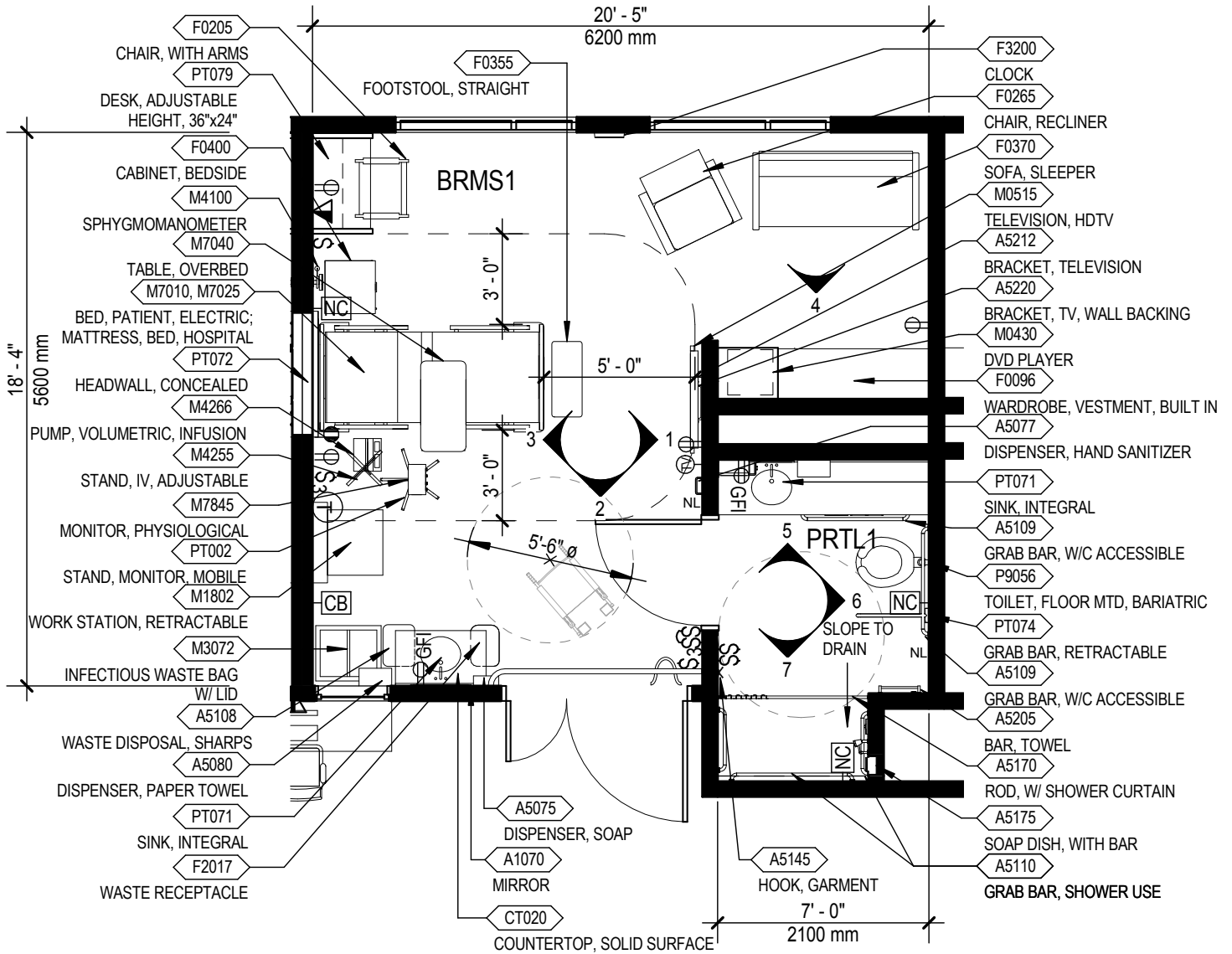
---

# Bedroom, Patient (BRMS1) - Option 2

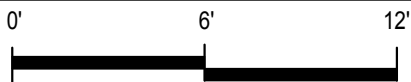


- Patient Zone
- Clinical Zone
- Family Room
- Hygiene
- Decentralized Nurse Station

# Bedroom, Patient (BRMS1); Toilet/Shower, Patient (PRTL1) - Option 2



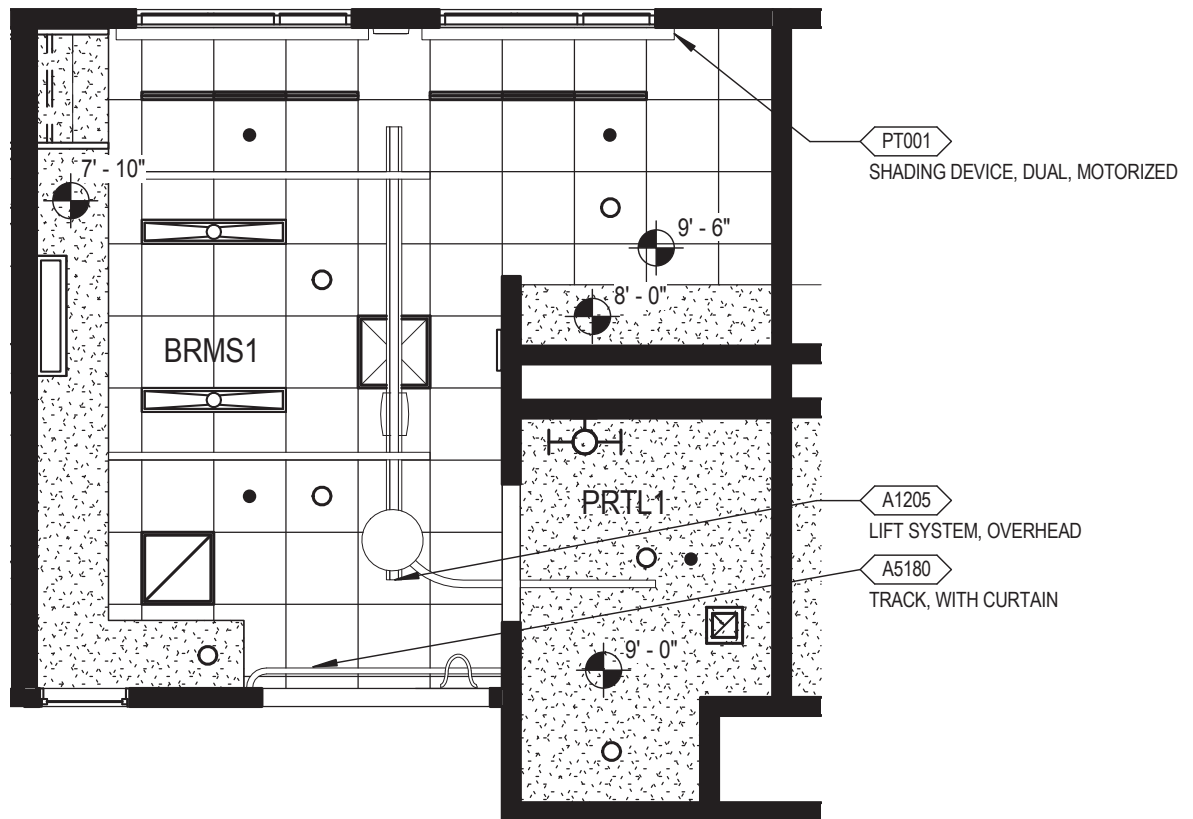
SCALE: 3/16" = 1'-0"



**Polytrauma Rehabilitation Center • Inpatient Unit**  
**Floor/Equipment Plan (300 NSF/27.9 NSM; 75 NSF/7.0 NSM)**

NOTE: Guide plates are graphical representations of selected room types, illustrating the integration of space, components, systems, and equipment. They provide typical configurations and general technical guidance, and are not intended to be project specific. Specific infrastructure design requirements are contained in VA Design Manuals and Space Planning Criteria located in the VA Technical Information Library.

# Bedroom, Patient (BRMS1); Toilet/Shower, Patient (PRTL1) - Option 2



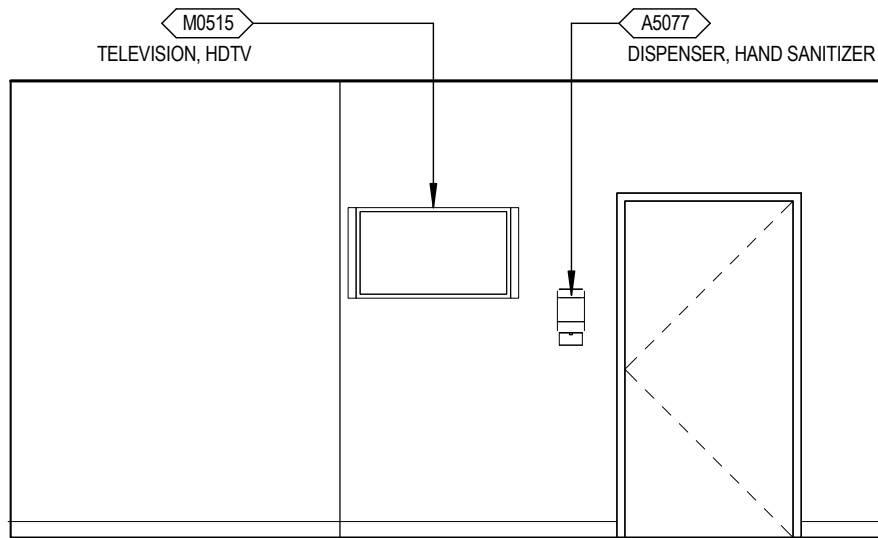
SCALE: 3/16" = 1'-0"



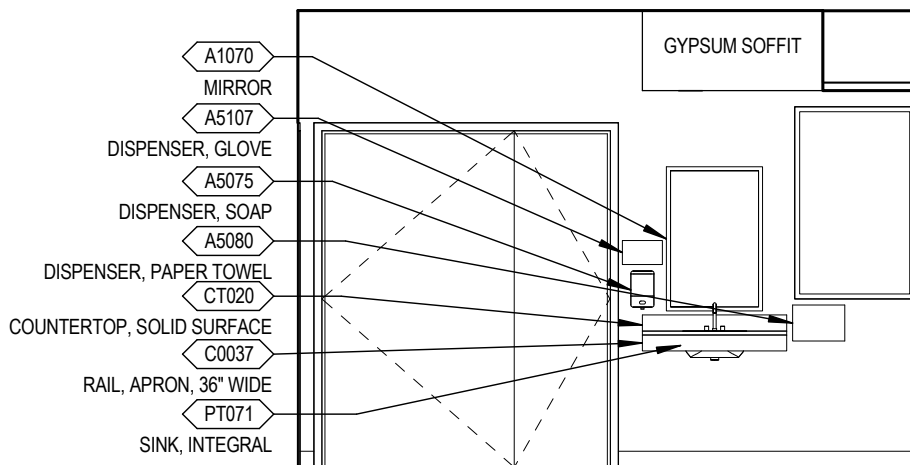
## Polytrauma Rehabilitation Center • Inpatient Unit Reflected Ceiling Plan

NOTE: Guide plates are graphical representations of selected room types, illustrating the integration of space, components, systems, and equipment. They provide typical configurations and general technical guidance, and are not intended to be project specific. Specific infrastructure design requirements are contained in VA Design Manuals and Space Planning Criteria located in the VA Technical Information Library.

# Bedroom, Patient (BRMS1) - Option 2



**Elevation 1**



**Elevation 2**

SCALE: 1/4" = 1'-0"

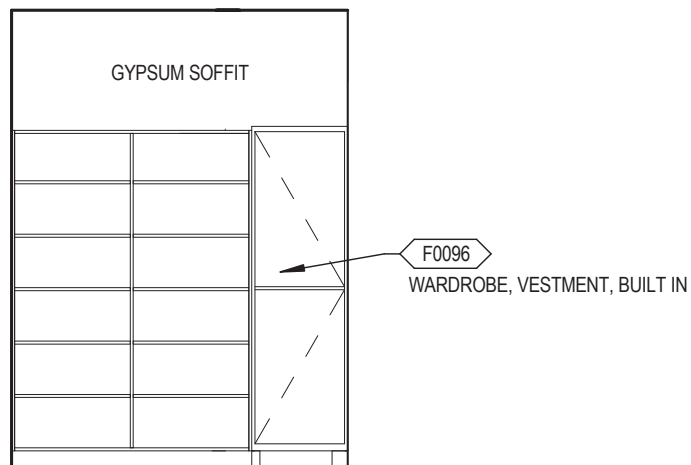
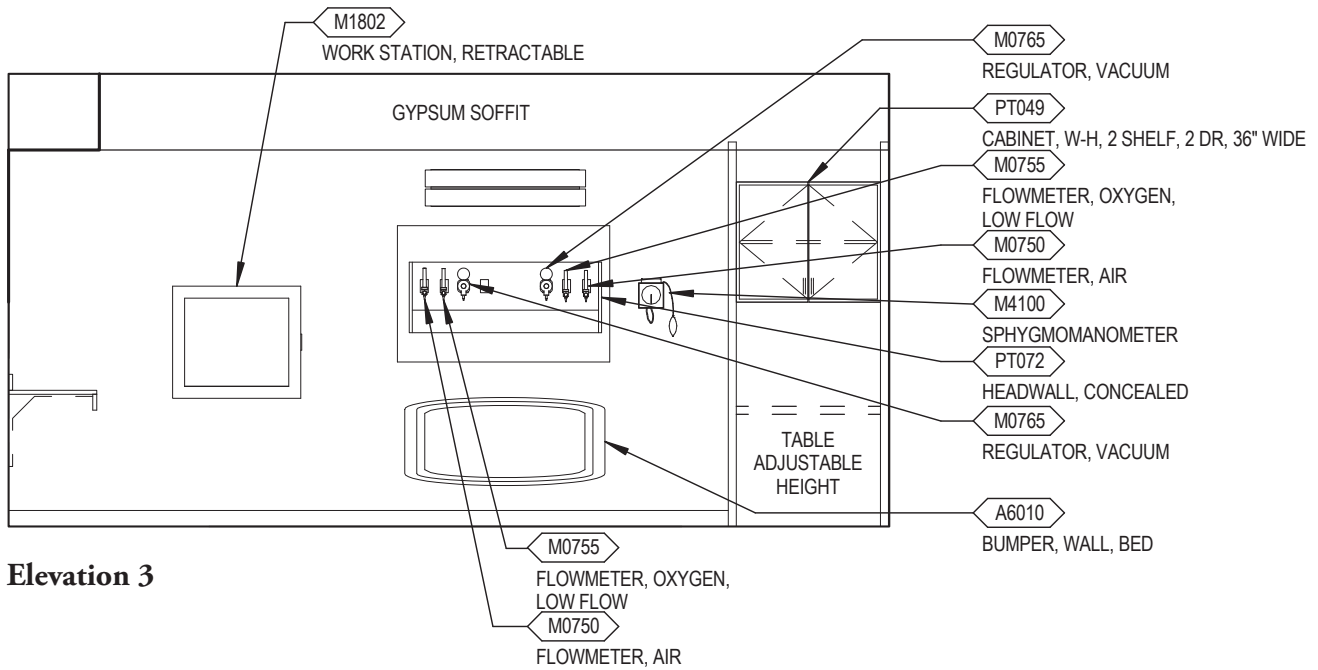


**Polytrauma Rehabilitation Center • Inpatient Unit**  
**Elevation(s)**

NOTE: Guide plates are graphical representations of selected room types, illustrating the integration of space, components, systems, and equipment. They provide typical configurations and general technical guidance, and are not intended to be project specific. Specific infrastructure design requirements are contained in VA Design Manuals and Space Planning Criteria located in the VA Technical Information Library.



# Bedroom, Patient (BRMS1) - Option 2



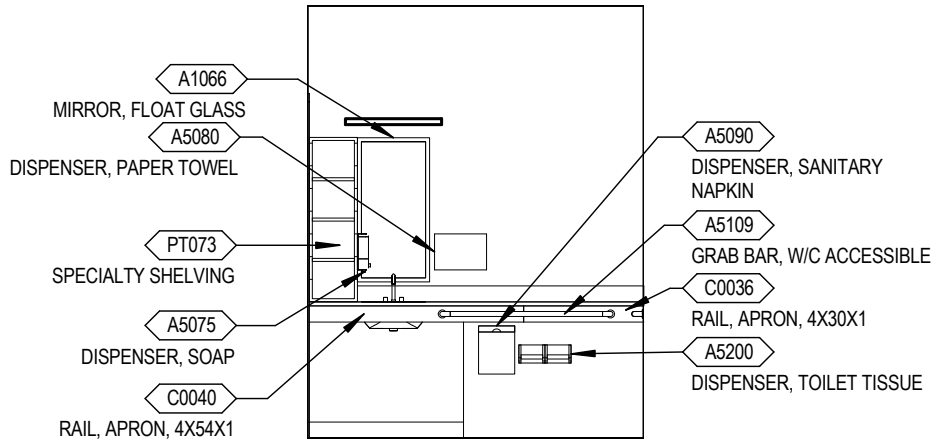
SCALE: 1/4" = 1'-0"



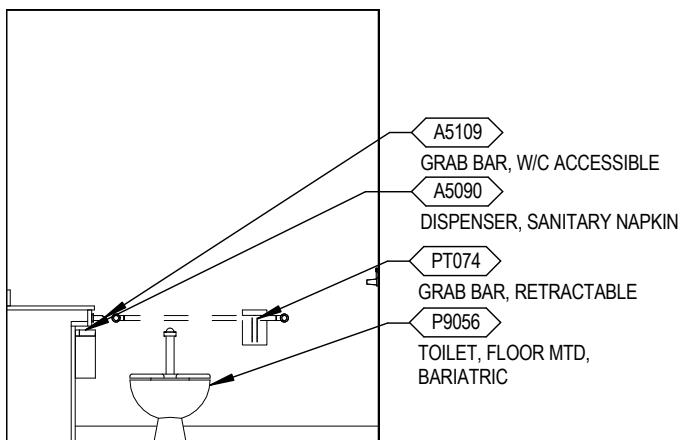
**Polytrauma Rehabilitation Center • Inpatient Unit  
Elevation(s)**

NOTE: Guide plates are graphical representations of selected room types, illustrating the integration of space, components, systems, and equipment. They provide typical configurations and general technical guidance, and are not intended to be project specific. Specific infrastructure design requirements are contained in VA Design Manuals and Space Planning Criteria located in the VA Technical Information Library.

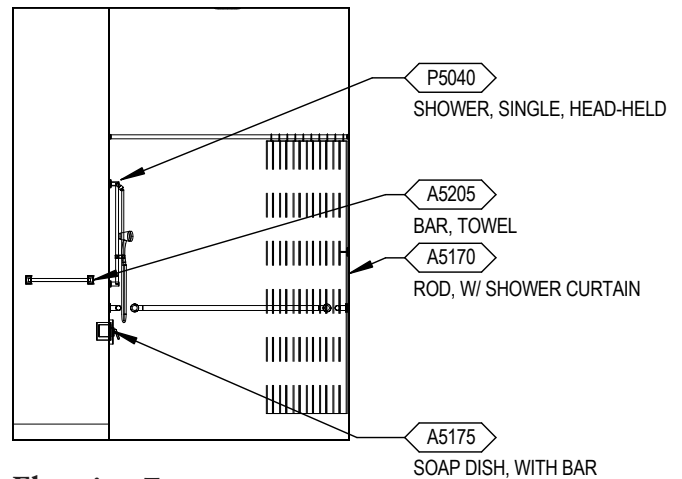
# Toilet/Shower, Patient (PRTL1) - Option 2



**Elevation 5**



**Elevation 6**



**Elevation 7**

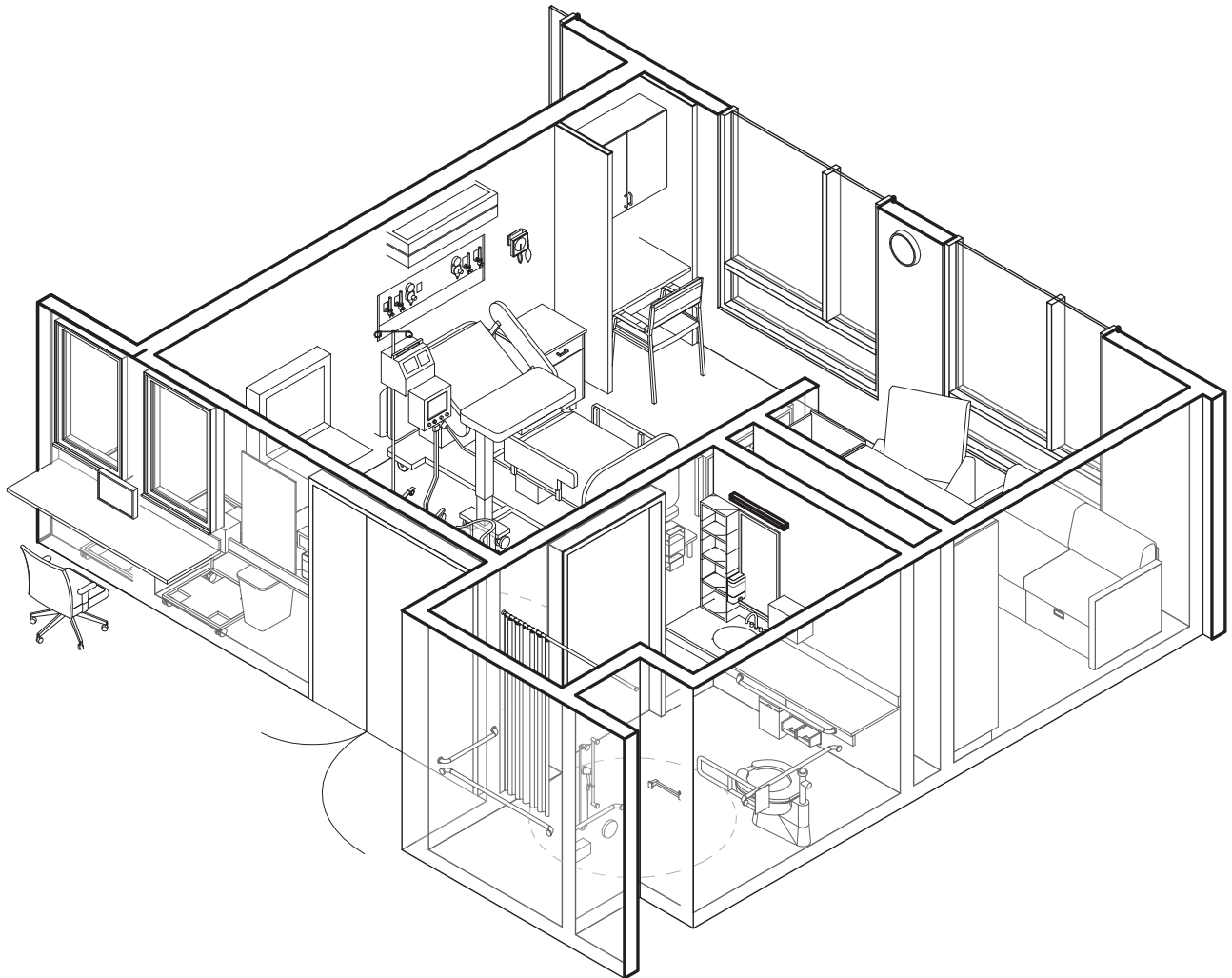
SCALE: 1/4" = 1'-0"



**Polytrauma Rehabilitation Center • Inpatient Unit**  
**Elevation(s)**

NOTE: Guide plates are graphical representations of selected room types, illustrating the integration of space, components, systems, and equipment. They provide typical configurations and general technical guidance, and are not intended to be project specific. Specific infrastructure design requirements are contained in VA Design Manuals and Space Planning Criteria located in the VA Technical Information Library.

# Bedroom, Patient (BRMS1); Toilet/Shower, Patient (PRTL1) – Option 2

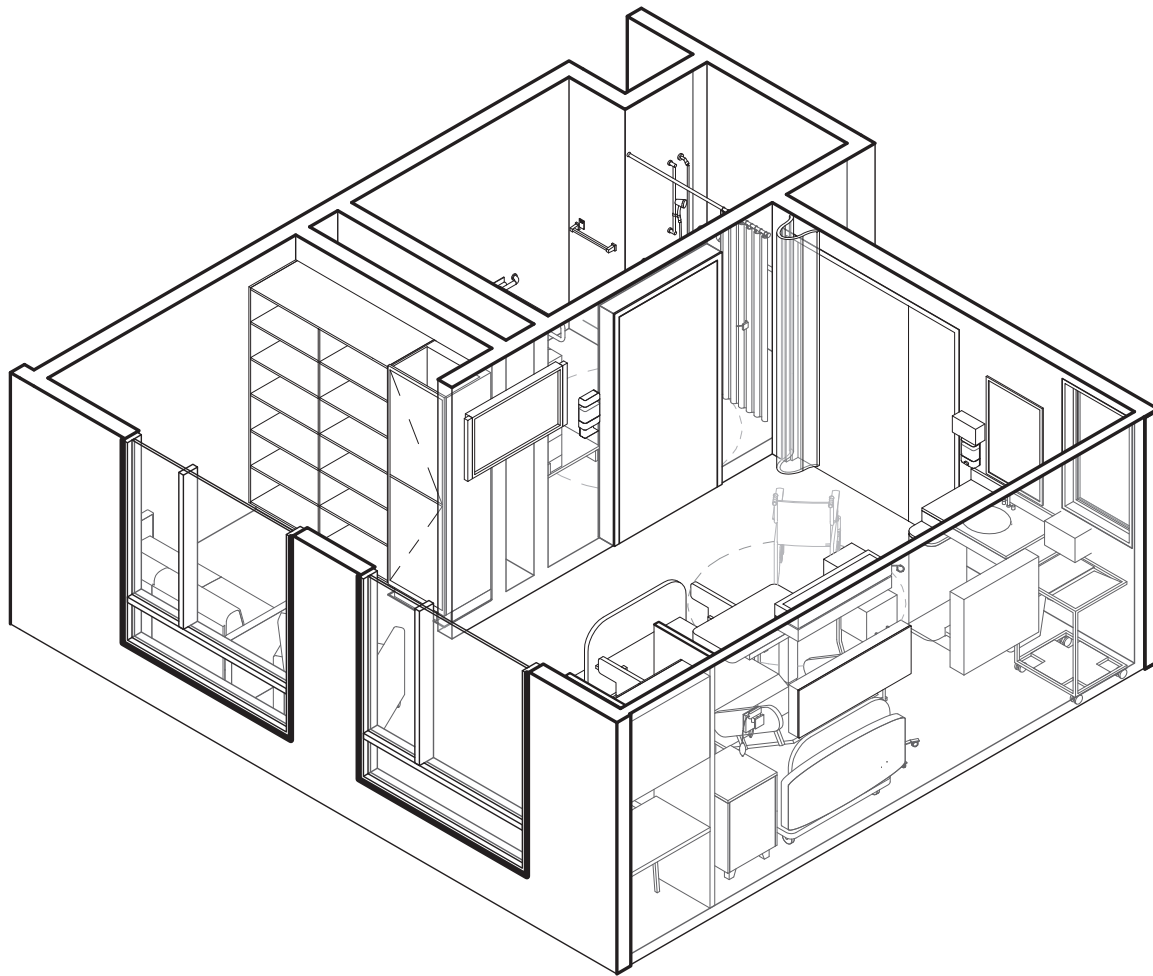


## Polytrauma Rehabilitation Center • Inpatient Unit Room/Equipment Isometric

NOTE: Guide plates are graphical representations of selected room types, illustrating the integration of space, components, systems, and equipment. They provide typical configurations and general technical guidance, and are not intended to be project specific. Specific infrastructure design requirements are contained in VA Design Manuals and Space Planning Criteria located in the VA Technical Information Library.

---

## Bedroom, Patient (BRMS1); Toilet/Shower, Patient (PRTL1) – Option 2



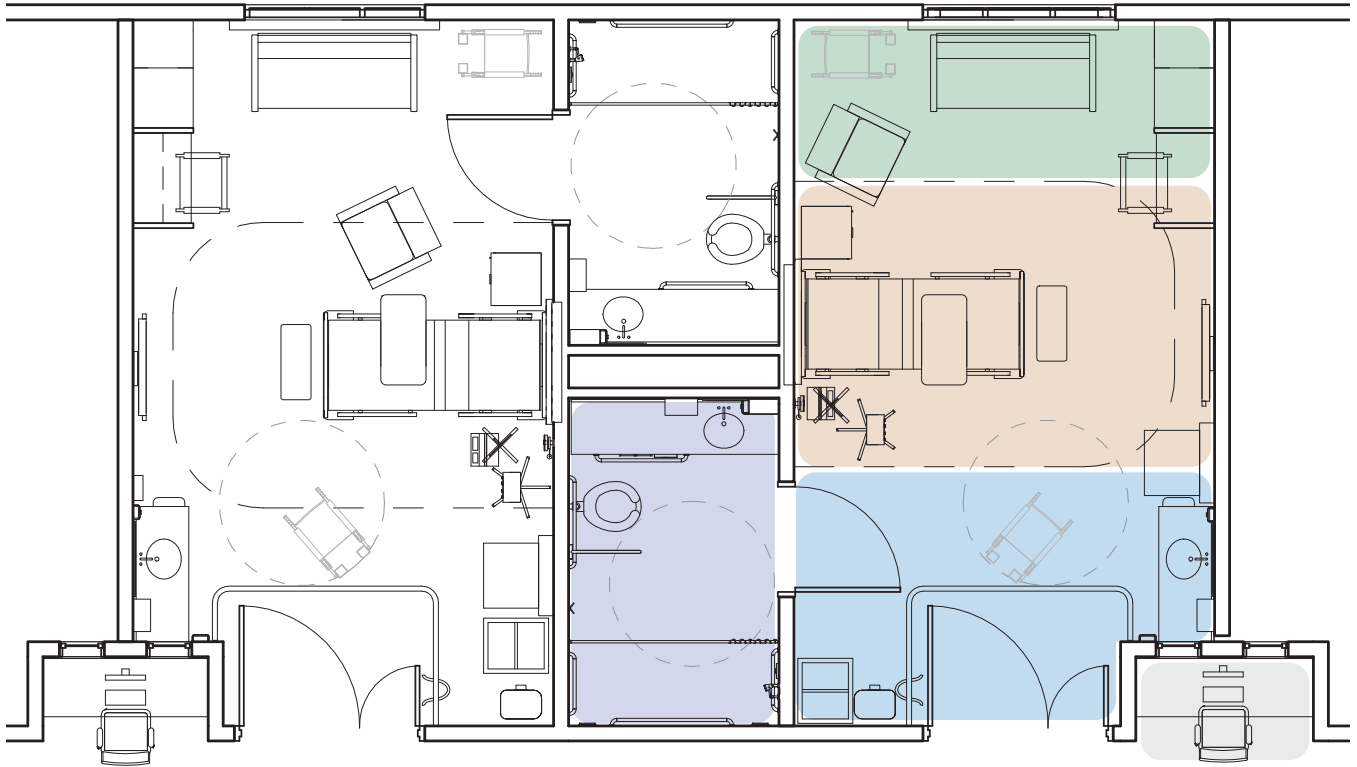
---

### Polytrauma Rehabilitation Center • Inpatient Unit Room/Equipment Isometric

NOTE: Guide plates are graphical representations of selected room types, illustrating the integration of space, components, systems, and equipment. They provide typical configurations and general technical guidance, and are not intended to be project specific. Specific infrastructure design requirements are contained in VA Design Manuals and Space Planning Criteria located in the VA Technical Information Library.

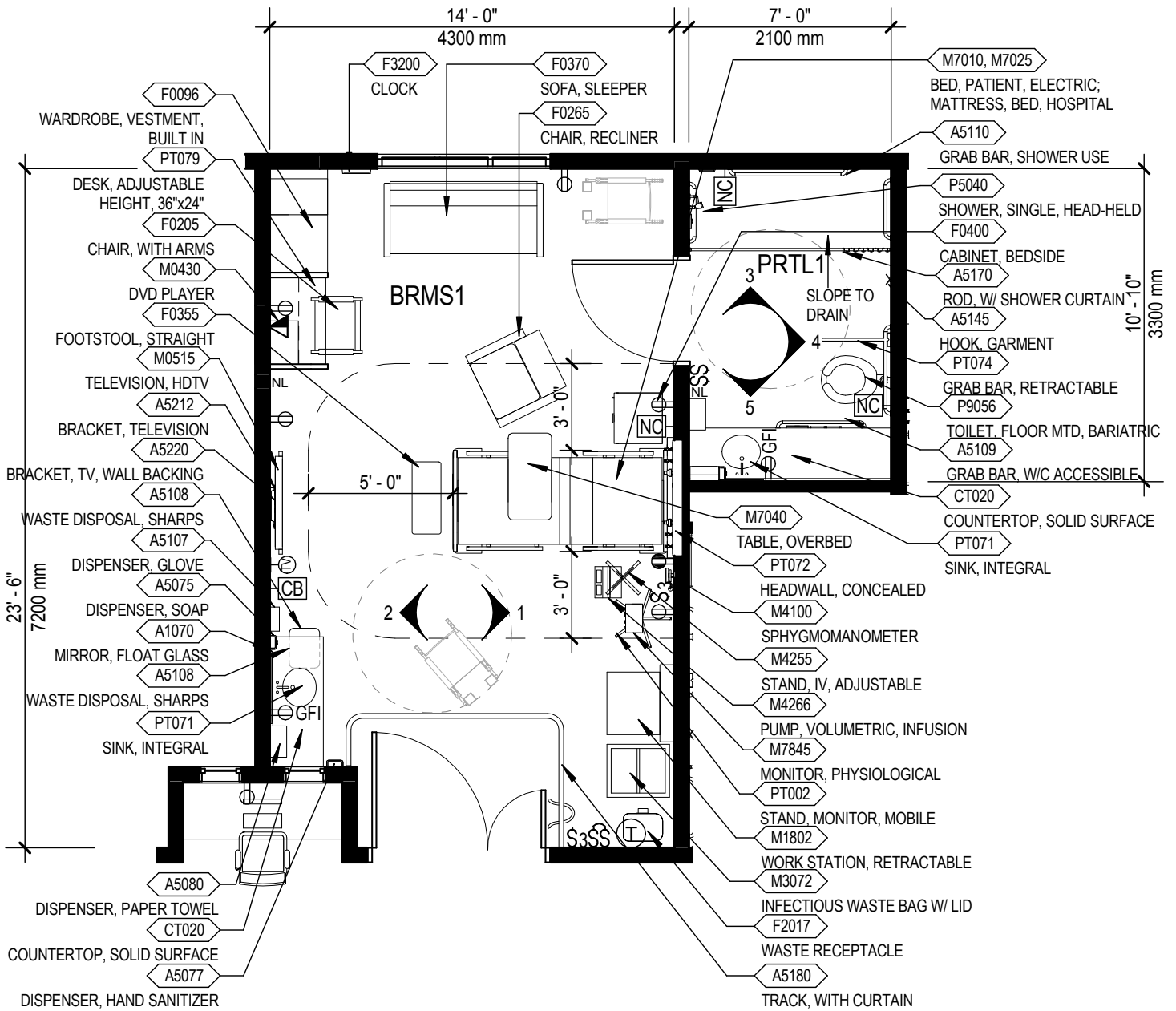
---

# Bedroom, Patient (BRMS1); Toilet/Shower, Patient (PRTL1) - Option 3

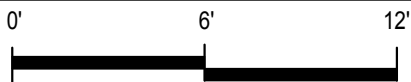


- Patient Zone
- Clinical Zone
- Family Room
- Hygiene
- Decentralized Nurse Station

# Bedroom, Patient (BRMS1); Toilet/Shower, Patient (PRTL1) - Option 3



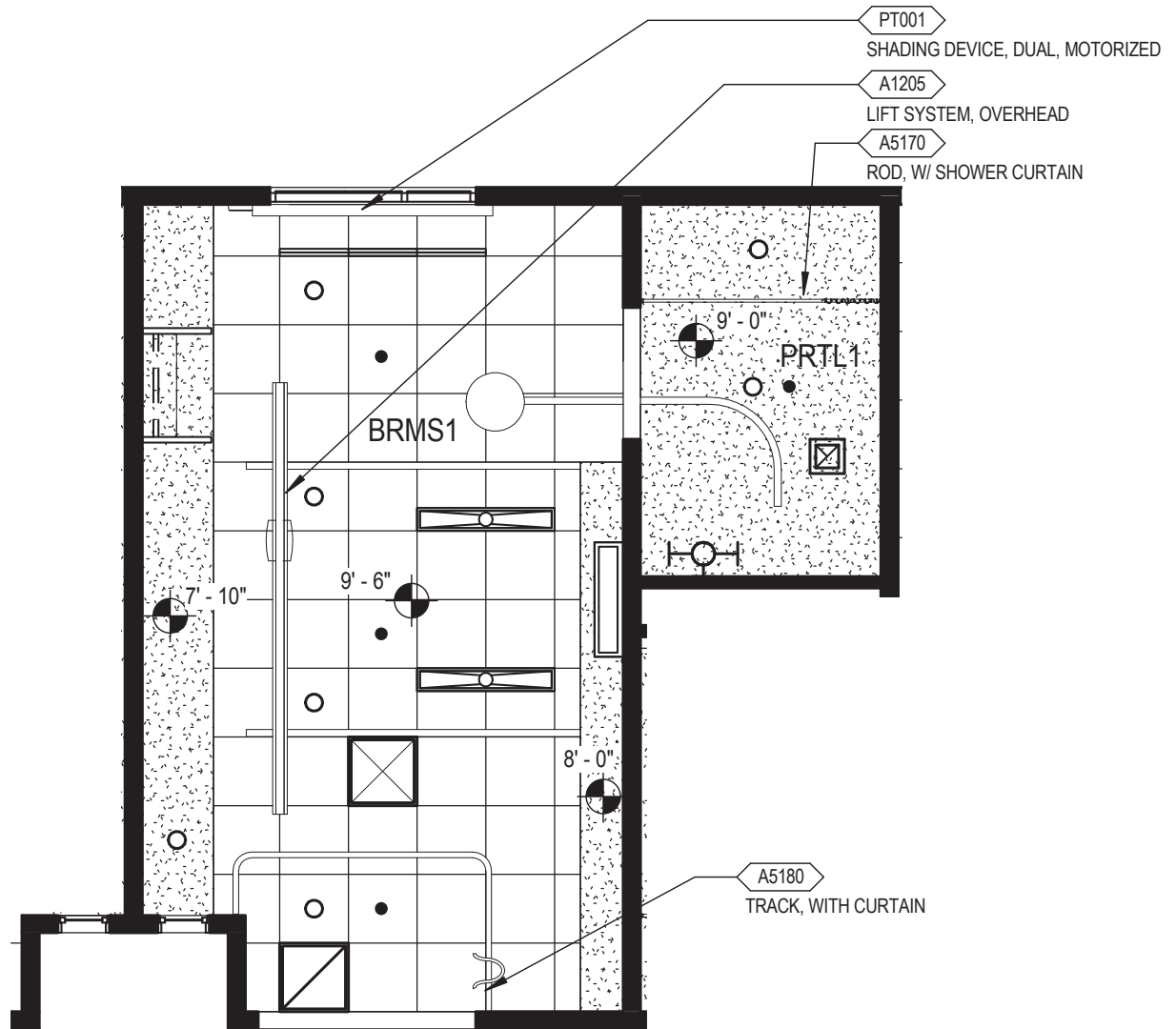
SCALE: 3/16" = 1'-0"



**Polytrauma Rehabilitation Center • Inpatient Unit**  
**Floor/Equipment Plan (300 NSF/27.9 NSM; 75 NSF/7.0 NSM)**

NOTE: Guide plates are graphical representations of selected room types, illustrating the integration of space, components, systems, and equipment. They provide typical configurations and general technical guidance, and are not intended to be project specific. Specific infrastructure design requirements are contained in VA Design Manuals and Space Planning Criteria located in the VA Technical Information Library.

# Bedroom, Patient (BRMS1); Toilet/Shower, Patient (PRTL1) - Option 3



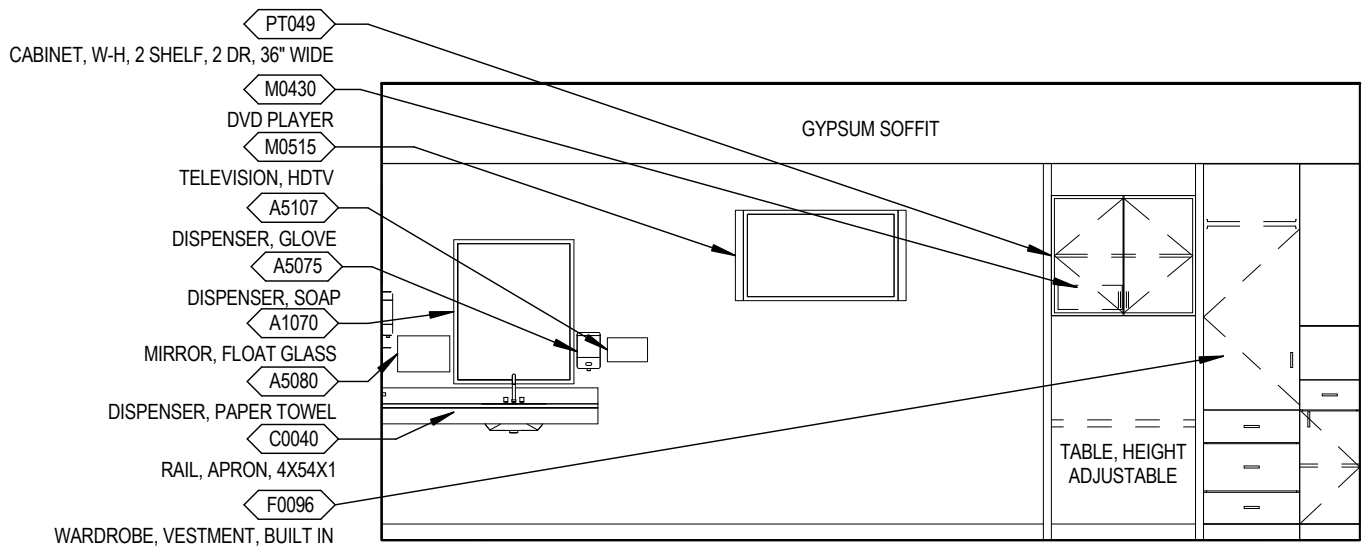
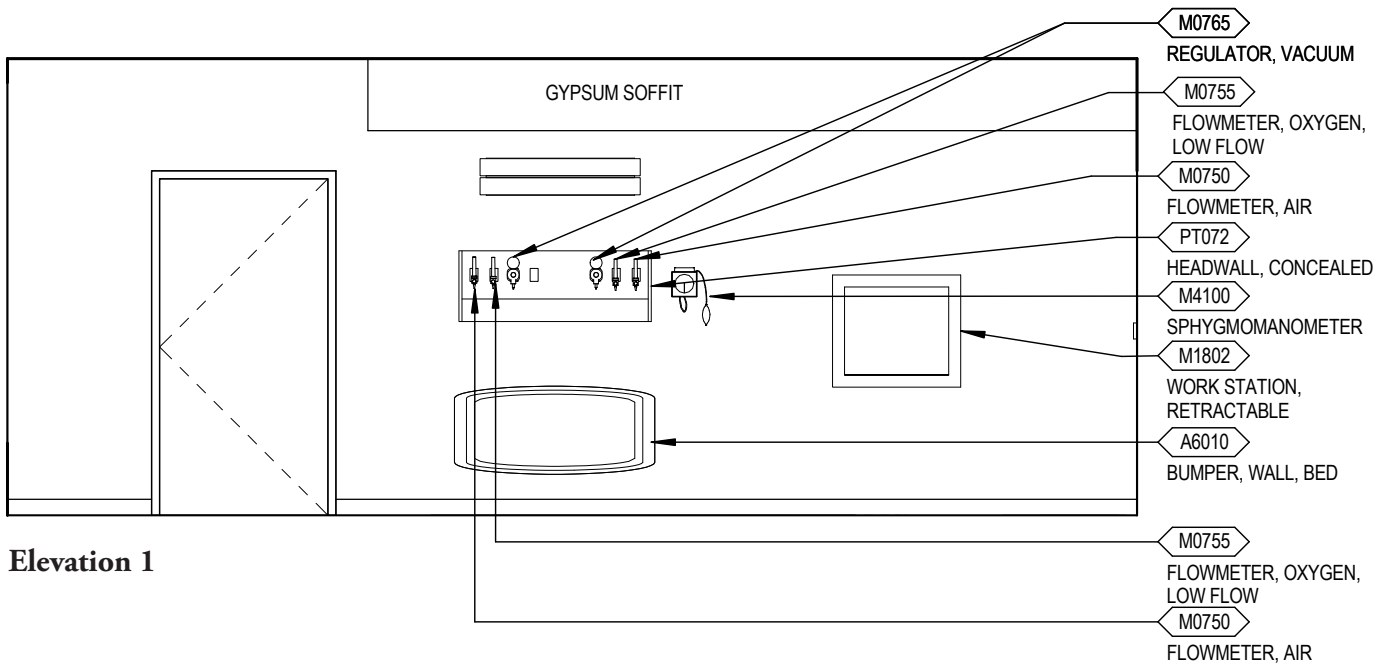
SCALE: 3/16" = 1'-0"



## Polytrauma Rehabilitation Center • Inpatient Unit Reflected Ceiling Plan

NOTE: Guide plates are graphical representations of selected room types, illustrating the integration of space, components, systems, and equipment. They provide typical configurations and general technical guidance, and are not intended to be project specific. Specific infrastructure design requirements are contained in VA Design Manuals and Space Planning Criteria located in the VA Technical Information Library.

# Bedroom, Patient (BRMS1) - Option 3



SCALE: 1/4" = 1'-0"

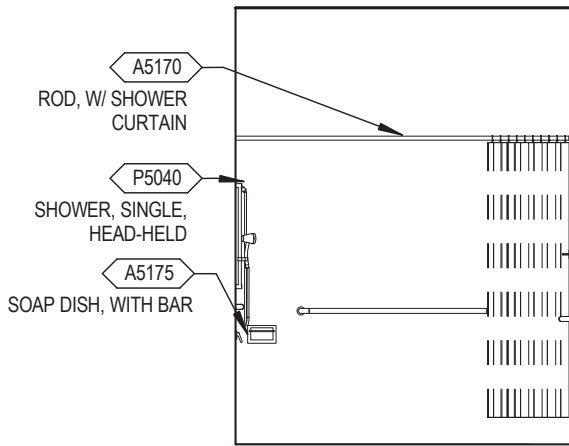


Polytrauma Rehabilitation Center • Inpatient Unit  
Elevation(s)

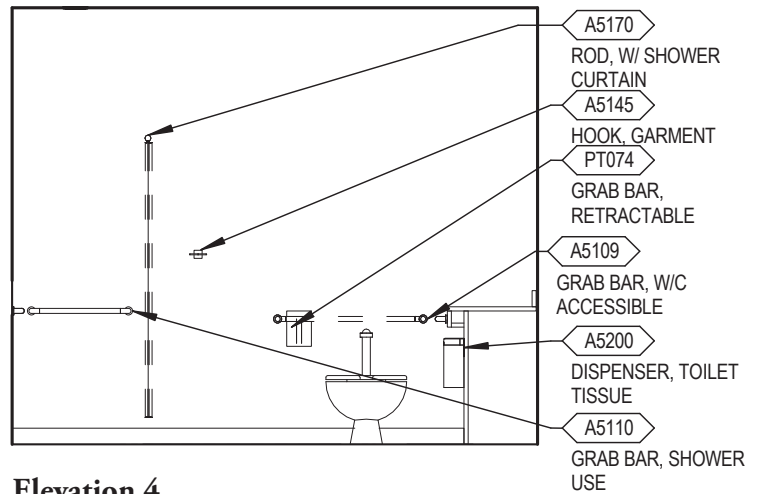
NOTE: Guide plates are graphical representations of selected room types, illustrating the integration of space, components, systems, and equipment. They provide typical configurations and general technical guidance, and are not intended to be project specific. Specific infrastructure design requirements are contained in VA Design Manuals and Space Planning Criteria located in the VA Technical Information Library.



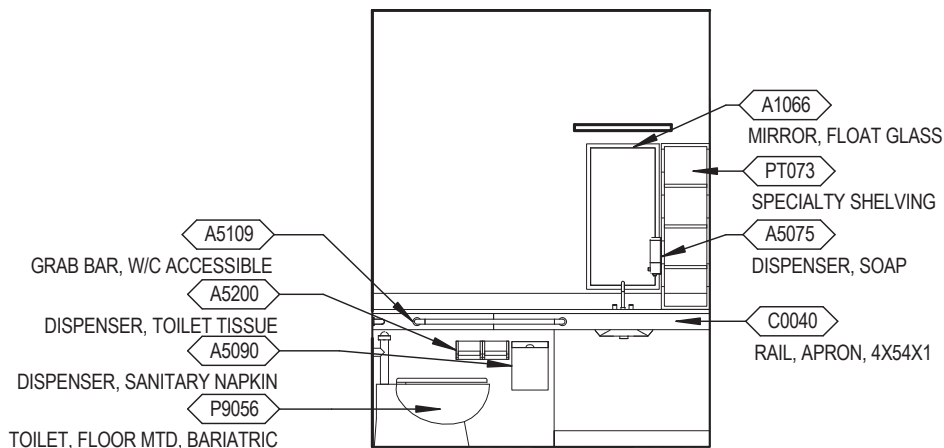
# Toilet/Shower, Patient (PRTL1) - Option 3



**Elevation 3**



**Elevation 4**



**Elevation 5**

SCALE: 1/4" = 1'-0"

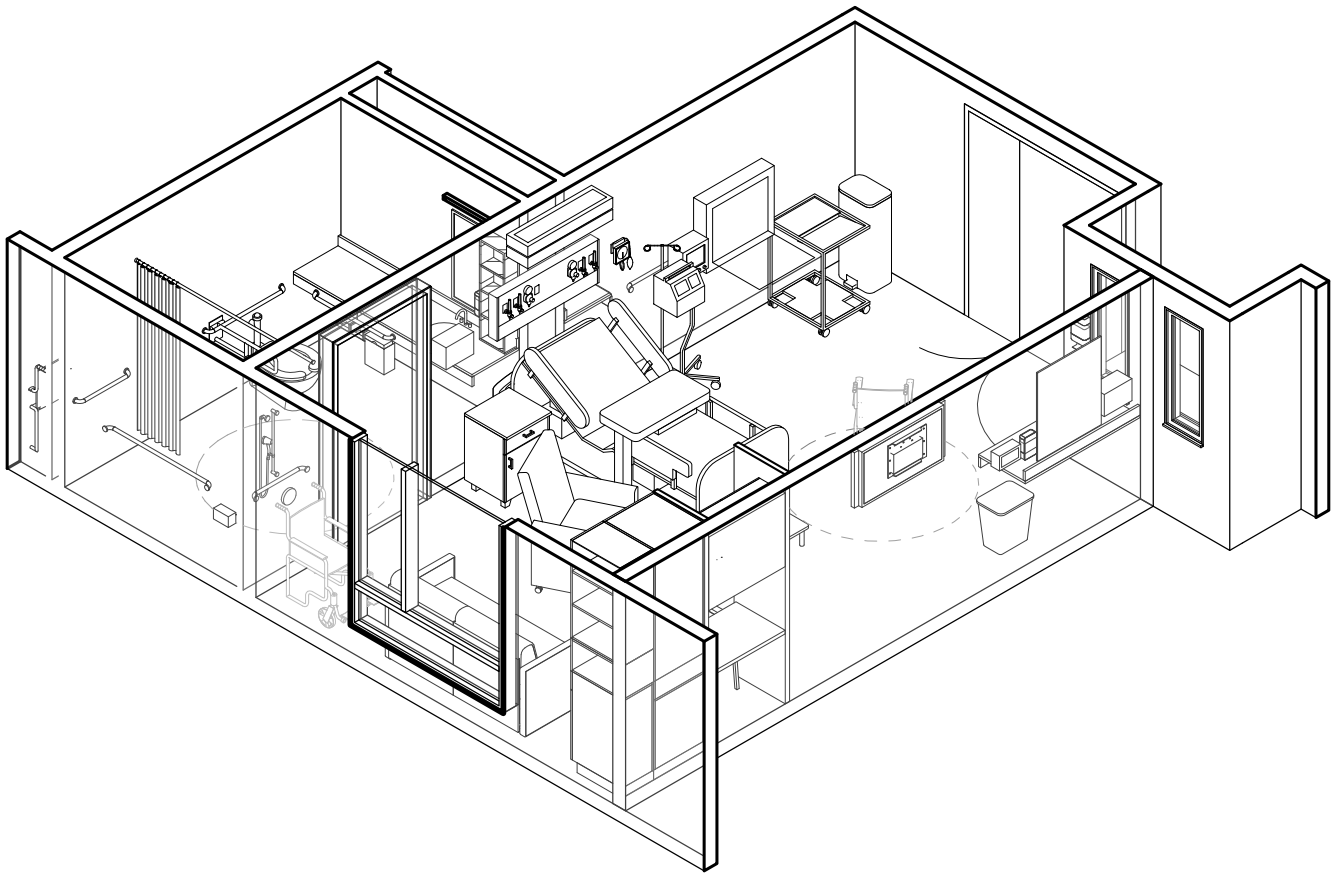


**Polytrauma Rehabilitation Center • Inpatient Unit  
Elevation(s)**

NOTE: Guide plates are graphical representations of selected room types, illustrating the integration of space, components, systems, and equipment. They provide typical configurations and general technical guidance, and are not intended to be project specific. Specific infrastructure design requirements are contained in VA Design Manuals and Space Planning Criteria located in the VA Technical Information Library.

---

## Bedroom, Patient (BRMS1); Toilet/Shower, Patient (PRTL1) – Option 3



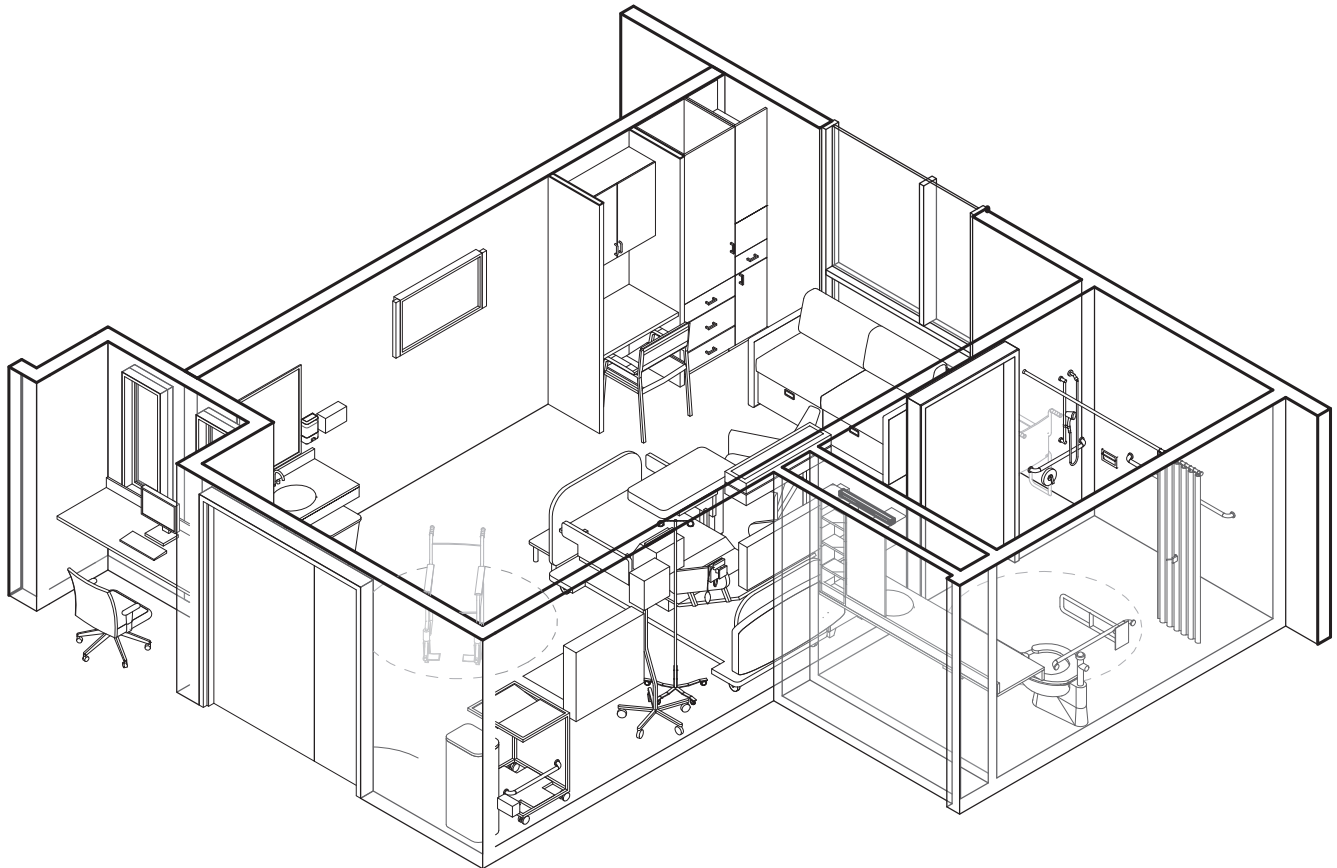
---

### Polytrauma Rehabilitation Center • Inpatient Unit Room/Equipment Isometric

NOTE: Guide plates are graphical representations of selected room types, illustrating the integration of space, components, systems, and equipment. They provide typical configurations and general technical guidance, and are not intended to be project specific. Specific infrastructure design requirements are contained in VA Design Manuals and Space Planning Criteria located in the VA Technical Information Library.

---

# Bedroom, Patient (BRMS1); Toilet/Shower, Patient (PRTL1) – Option 3



## Polytrauma Rehabilitation Center • Inpatient Unit Room/Equipment Isometric

NOTE: Guide plates are graphical representations of selected room types, illustrating the integration of space, components, systems, and equipment. They provide typical configurations and general technical guidance, and are not intended to be project specific. Specific infrastructure design requirements are contained in VA Design Manuals and Space Planning Criteria located in the VA Technical Information Library.

# Bedroom, Patient (BRMS1)

## Room Data Sheet

ARCHITECTURAL	
Ceiling	Acoustical Ceiling Tile
Ceiling Height	9'-0" to 10'-0"
Wall Finish	Gypsum Wallboard / Paint
Base	Resilient Base
Floor Finish	Solid Vinyl Floor Tile
Door	6'-0" x 7'-0", (a 4' leaf and a 2' leaf) Wood or Metal, Tempered Glass
Hardware	1B
Noise (STC Rating)	45 Slab-to-slab construction
Slab Depression	None Special
Construction	Solid surface counter with integral sink, wall-hung cabinets, and custom casework. Overhead patient lift system

HVAC	
Dry Bulb Temp Cooling	75° F (24° C)
Dry Bulb Temp Heating:	70° F (21° C)
Minimum Outside Air:	2 Air Changes/HR
100% Exhaust Air	—
Noise Criteria	NC35
Relative Humidity/Cooling:	60%
Relative Humidity/Heating	20%
Minimum Air Changes/Hr.	6
Room Pressure	Neutral
AC Load Lights	As Required
AC Load Equipment	As Required
Number of People	1

LIGHTING	
General:	
1. Two 8"x4' dual functioning, exam/ambient fluorescent light fixtures. Three recessed directional down lights. Lighting level: 50fc	
2. Provide dual functional, overbed reading & ambient light fixture controlled from the bed position. Lighting level: 30fc	
3. Provide night light to be controlled from bed position, 3fc.	
4. Provides ballasts per fixture for desired switching configuration	
5. Under cabinet/soffit light.	

COMMUNICATIONS	
Patient Monitor	Yes
Nurse Call	Yes
Security/Duress	
CCTV	Potentially for brain injury patient room
Telephone	Yes
Pub Address	Yes
Radio	
Data	Yes
Panic Call	
Battery Operated Clock	Yes
Intercom (Phone)	
Staff Assist	Yes

POWER	
General	Yes
Special	
Emergency	Yes

PLUMBING AND MEDICAL GASES	
Cold Water	Yes
Hot Water	Yes
Laboratory Air	
Laboratory Vacuum	
Sanitary/Vent	Yes
Medical Air	Yes
Medical Vacuum	Yes
Oxygen	Yes
Nitrous Oxide	
Nitrogen	
Anesthesia Evac	

# Toilet/Shower, Patient (PRTL1)

## Room Data Sheet

ARCHITECTURAL	
Ceiling	Gypsum Board
Ceiling Height	9'-0"
Wall Finish	Gypsum Wallboard /Paint / Ceramic Tile Wainscot (4'-0")
Base	Porcelain Tile Base
Floor Finish	Porcelain Tile
Door	3'-6" x 7'-0", Wood or Metal
Hardware	2H
Noise (STC Rating)	45 Slab-to-slab construction
Slab Depression	Yes
Construction	Solid Surface counter with integral sink, specialty shelving. Overhead patient lift system
Slab	Depression, slab to drain

HVAC	
Dry Bulb Temp Cooling	NA*
Dry Bulb Temp Heating:	NA*
Minimum Outside Air:	-
100% Exhaust Air	Yes
Noise Criteria	NC35
Relative Humidity/Cooling:	N/A
Relative Humidity/Heating	N/A
Minimum Air Changes/Hr.	10
Room Pressure	Negative (-)
AC Load Lights	As Required
AC Load Equipment	As Required
Number of People	0
* Toilets with exterior wall subject to heat loss to be provided with heating means to maintain 68° F (20° C)	

LIGHTING	
General:	
1. Downlight, compact fluorescent light fixture, quad-tube T4	
2. Vanity light	
3. Provide night light: 3fc	
4. Lighting level for the overall room: 30fc	

COMMUNICATIONS	
Patient Monitor	
Nurse Call	Yes
Security/Duress	
CCTV	Potentially for brain injury patient room
Telephone	
Pub Address	
Radio	
Data	Yes
Panic Call	
Battery Operated Clock	
Intercom (Phone)	
Staff Assist	Yes

POWER	
General	Yes
Special	
Emergency	Yes

PLUMBING AND MEDICAL GASES	
Cold Water	Yes
Hot Water	Yes
Laboratory Air	
Laboratory Vacuum	
Sanitary/Vent	Yes
Medical Air	
Medical Vacuum	
Oxygen	
Nitrous Oxide	
Nitrogen	
Anesthesia Evac	

# Bedroom, Patient (BRMS1)

## Equipment List

JSN	NAME	QTY	AI	DESCRIPTION
A1070	Mirror, Float Glass, With SS Frame, 36 x Required	1	C / C	A high quality 1/4" polished float glass mirror, framed in a one-piece, satin finished, stainless steel angle frame. All edges of the mirror are protected by absorbing filler strips. Back of mirror is protected by a protective coating. Mirror has a galvanized steel back with integral horizontal hanging brackets and wall hangers for concealed mounting. For use in restroom areas having a vanity with two or more countertop mounted lavatories. Pricing is based upon a 36" H X 36" W mirror.
A1205	Lift System, Overhead, Patient Room w/Bath	1	C / C	An overhead rail system specifically designed for patient lifting and movement for a single bed patient room including the bathroom. The system will consist of recessed or ceiling mounted primary and secondary rails, lift motor with rolling carriage, patient harness or seat, and a hand controller or control box with charger. System will facilitate lifting and movement of patient to and from bed to gurney, chair, bath, commode, or other requirement. Minimum lift capability is 550 pounds. Custom design of track layout by manufacturer is essential to meet individual facility requirements.
A5075	Dispenser, Soap, Disposable	1	V / V	Disposable soap dispenser. One-handed dispensing operation. Designed to accommodate disposable soap cartridge and valve.
A5077	Dispenser, Hand Sanitizer, Hands-Free	1	C / C	A touch free wall-mounted hand sanitizer dispenser. For use throughout a healthcare facility. Unit does not include the sanitizing liquid. Units are battery operated.
A5080	Dispenser, Paper Towel, SS, Surface Mounted	1	C / C	A surface mounted, satin finish stainless steel, single-fold, paper towel dispenser. Dispenser features: tumbler lock; front hinged at bottom; and refill indicator slot. Minimum capacity 400 single-fold paper towels. For general purpose use throughout the facility.
A5107	Dispenser, Glove, Surgical/Examination, Wall Mntd	1	V / V	Examination glove dispenser box for wall mounting. Fabricated of either cold rolled steel with a white baked enamel finish, plastic or acrylic. Provided with wall bracket to facilitate mounting and demounting.
A5108	Waste Disposal Unit, Sharps	1	V / V	A container for collecting and transporting syringes and other sharps for decontamination and disposal. Available in 2 gallon and 8 gallon with locking rotor. Complies with OSHA regulations for handling sharps.
A5145	Hook, Garment, Double, SS, Surface Mounted	1	C / C	A surface mounted, satin finish stainless steel, double garment hook. Equipped with a concealed mounting bracket that is secured to a concealed wall plate. For general purpose use throughout the facility to hang various items of apparel.
A5180	Track, Cubicle, Surface Mounted, With Curtain	18	C / C	Surface mounted cubicle track, with curtain. Track constructed of thick extruded aluminum. Equipped with self lubricating carriers, beaded drop chain hooks, and flame resistant curtain. To include removable end caps. Designed to be suspended around patient areas where privacy is needed. Price listed is per foot of the track, curtains to be priced per quote.
A5212	Bracket, Television, Wall-Mounted, Tilt/Angle	1	C / C	A wall mounted, tilt/angled TV bracket for 37" to 80" TVs. Mount will be a universal and VESA compliant unit with a load capacity of up to 130 lbs.

# Bedroom, Patient (BRMS1)

## Equipment List

A5220	Bracket, Television, Wall Backing	1	C / C	Wall mounted television bracket backing which provides additional support and strength for the installation of the television bracket. Option available for interior or exterior plate and sized for 12" 16" or 24" stud spacing.
A6010	Bumper, Wall, Bed	1	C / C	Protects the room walls while properly positioning the bed to vital services. Receptacles on both sides to be protected from accidental disconnection by some means such as angling. Utility connections may include normal power, emergency power, bed receptacle, telephone jack, low voltage controller and dedicated night light.
CT020	Countertop, Solid Surface	AR	C / C	A solid, nonporous countertop with a smooth seamless appearance. Easy to clean and maintain and with proper cleaning does not support the growth of mold. An acrylic-based solid surface product. Standard thickness of 1", and a 4" butt backsplash/curb. Also referred to as a work surface or work top. Available in a choice of colors and depths. Used in lab and other hospital areas requiring optimum physical and chemical resisting properties.
F0096	Wardrobe, Vestment, Built In	1	V / V	Vestment wardrobe. This unit must be custom designed to conform to built-in requirements. Surfaced inside and out with high-pressure plastic laminates.
F0205	Chair, Side With Arms	AR	V / V	Upholstered side chair, 32" high X 21" wide X 23" deep with arms, padded seats and padded backs. Seat height is a minimum of 17". Available with or without sled base.
F0230	Chair, Drafting, Rotary	1	V / V	Drafting chair approximately 47" high X 20" wide X 20" deep with rotary stool and a 5 (five) star base with casters. Padded seat and back. Foot ring adjusts with chair.
F0265	Chair, Recliner	1	V / V	Reclining chair, 46" high X 33" wide X 40" deep with arms, straight leg base and floor glides or lockable two (2) inch casters. Seat, back and foot rest are foam padded and upholstered with woven textile fabric or vinyl.
F0370	Sofa, Sleeper, Upholstered	1	V / V	A sleeper sofa with a highly durable, stain resistant and long lasting fabric upholstery. The sleeper sofa will be designed to limit its footprint when in the sleep configuration to approximately that in the sofa configuration. The unit is used in hospital patient rooms and hospital staff lounges. Unit will also include drawer storage for linens.
F0355	Footstool, Straight	1	V / V	Step stool. Used to assist patients getting on and off exam or surgical tables. Fitted with electrically conductive rubber tips.
F0400	Cabinet, Bedside, Door, Drawer	1	V / V	Bedside cabinet for storage of both the patient's personal items and small patient support items. Approximately 31" high X 21" wide X 19" deep with one (1) drawer and one (1) closed storage closet. Drawer is removable so interior can be sanitized. May come in a 3 drawer version.
F2017	Waste Receptacle, 24 GAL	1	V / V	Rectangular steel waste receptacle with step-on lid and 24 gallon capacity. The receptacle is used to collect and temporarily store small quantities of paper refuse. Can be used in restrooms, patient areas, laboratories, pharmacies, etc.



# Bedroom, Patient (BRMS1)

## Equipment List

F3200	Clock, Battery, 12" Diameter	1	V / V	Clock, 12" diameter. Round surface, easy to read numbers with sweep second hand. Wall mounted unit for use when impractical to install a fully synchronized clock system. Battery operated, (batteries not included).
M0430	Recorder / Player, Digital, Video, DVD	1	V / V	Professional medical grade DVD video recorder/player. Approximately 5" high X 10" wide X 14" deep. Meets NTSC and PAL standards and employs MPEG2 video compression. Capable of high speed picture search, direct recording into available disc space and recording and playback on various DVD formats. Audio uses dolby digital format. Convenience outlet required at point of use.
M0515	Television, HDTV	1	V / V	42" diagonal screen, high definition (HDTV) multimedia flat panel display television. The TV will have a 16:9 wide screen aspect ratio, a minimum of 1024 x 768 display resolution, NTSC tuner, built-in stereo speakers and surround sound.
M0750	Flowmeter, Air, Connect w/50 PSI Supply	2	V / V	Air flowmeter. Unit has a stainless steel needle valve with clear flowtube for connection to 50 PSI air outlet from central pipeline system. Requires the appropriate adapter for connection to the wall outlet and fitting to connect to tubing. Database prices reflect fittings with an attached DISS power outlet. Other outlet and adapter configurations are available.
M0755	Flowmeter, Oxygen, Low Flow	2	V / V	Oxygen flowmeter. Consists of a clear crystal flowtube calibrated to 3.5 or 8 LPM depending on manufacturer. For oxygen regulation in hospital settings. Database pricing includes DISS fitting and DISS power outlet and wall adapter. Other fitting and adapter configurations are available.
M0765	Regulator, Vacuum	2	V / V	Vacuum pressure regulator for connection to central piped vacuum system. Standard display scale is graduated at least from 0 to 200 mm Hg of vacuum. Displays on specialized regulators may cover other vacuum ranges. Regulator type (continuous, intermittent, continuous/intermittent, surgical, pediatric, thoracic, etc.) as required. To be used in delivery, neonatal, pediatrics or any area where suction is required. Database pricing reflects continuous regulators graduated to 200 mm Hg with a full line vacuum selection switch and DISS configured inlets and outlets.
M1802	Work Station, Computer, Retractable, Wall Mounted	2	V / V	A wall mounted retractable work station. Work station is used as a computer station in treatment rooms, exam rooms and areas where physical space is limited.
M3072	Frame, Infectious Waste Bag w/Lid	1	V / V	Frame for an infectious waste collection bag. Made of heavy tubular stainless steel with heavy gauge welded steel platform. Adjust to hold 18" or 25" trash bags. Mounted on ball bearing casters and includes permanently mounted hinged lid. Provides means of bagging infectious waste at point of waste generation.
M4100	Sphygmomanometer, Aneroid, Wall Mounted	1	V / V	Aneroid sphygmomanometer. Unit is wall mounted and has large graphic dial display for easy reading from all angles. It has a 90 degree (angle) swivel and 10 degree (angle) forward tilt to reduce glare. Unit accuracy is within 1% of reading. Sturdy impact-resistant construction.



# Bedroom, Patient (BRMS1)

## Equipment List

M4255	Stand, IV, Adjustable	1	V / V	Adjustable IV stand with 4-hook arrangement. Stand has stainless steel construction with heavy weight base. It adjusts from 66 inches to 100 inches and is mounted on conductive rubber, ball bearing, swivel casters. Stand is used for administering intravenous solutions.
M4266	Pump, Volumetric, Infusion, Multiple Line	1	V / V	Volumetric infusion pump. Pump is self-regulating with automatic sensor and adjustable rate. Equipped with visual and audible alarms and up to 10 hour capacity battery. For the administration of a wide variety of therapeutic agents where precise control is required. Unit provides individual control to IV lines simultaneously.
M7010	Bed, Patient, Electric	1	V / V	Electric patient bed. Includes safety side rails, IV rod insertion slots and patient control panel for a full range of positions. Four wheel locking brakes. Overall bed height adjustable between 16.5 and 31 inches.
M7025	Mattress, Bed, Hospital	1	V / V	Hospital bed mattress. These mattresses are usually filled with multi-layered foam, wire coil innersprings, or a combination of both. Mattresses are made of a fire retardant material (to meet California standard) and are enclosed in waterproof anti-microbial covers. For hospital use.
M7040	Table, Overbed	1	V / V	Overbed table. Adjustable height table constructed of heavy gauge steel. Mounted on 2" diameter twin swivel casters with bumper caps. Table top is constructed with a high pressure plastic laminated surface that resists chipping, scratching, and staining. It includes a vanity tray and a mirror. Table is designed for use over bed, wheelchair or large chair.
M7845	Monitor, Physiological, Bedside, 4 Channel	1	V / V	4 channel bedside physiological monitor. The unit consist of a four-channel non-fade monochrome display monitor, an alarm system and printer-recording capabilities. The monitor has color coded controls and automatic calibration. The unit displays up to four waveforms simultaneously. The parameters to be monitored are user selectable. The monitor may be connected to a central monitoring station. The unit monitors patients in most acute care areas, step-down units, procedure rooms and emergency rooms.
PT001	Shade, Dual, Blackout/Sun Shade, Motorized	1	V / V	
PT002	Stand, Patient Monitor, Mobile	1	V / V	Used with M7845
PT049	Cabinet, Wall Hung, 2 Shelf, 2 Door, 36"	1	C / C	
PT071	Sink, Integral ADA	1	C / C	
PT072	Headwall, Concealed, Recessed	1	C / C	
PT079	Table, Adjustable Height 36 x 24	1	V / V	

# Toilet/Shower, Patient (PRTL1)

## Equipment List

JSN	NAME	QTY	AI	DESCRIPTION
A1066	Mirror, Float Glass, With SS Frame	1	C / C	A high quality 1/4" polished float glass mirror 36X18, framed in a one-piece, bright polished, stainless steel channel frame with 90° mitered corners. All edges of the mirror are protected by absorbing filler strips. Mirror has a galvanized steel back with integral horizontal hanging brackets and wall hanger for concealed mounting. For mounting above single wall mounted lavatories located in toilet areas, Doctors examination offices, etc. May also be used above double lavatories, either wall or countertop mounted, found in restroom areas.
A5075	Dispenser, Soap, Disposable	1	V / V	Disposable soap dispenser. One-handed dispensing operation. Designed to accommodate disposable soap cartridge and valve.
A5080	Dispenser, Paper Towel, SS, Surface Mounted	1	C / C	A surface mounted, satin finish stainless steel, single-fold, paper towel dispenser. Dispenser features: tumbler lock; front hinged at bottom; and refill indicator slot. Minimum capacity 400 single-fold paper towels. For general purpose use throughout the facility.
A5090	Disposal, Sanitary Napkin, SS, Surface Mounted	1	C / C	A surface mounted, satin finish stainless steel, sanitary napkin disposal. Disposal features a flip-up cover, secured to the container by a heavy duty stainless steel piano-hinge. Disposal may be secured to wall or toilet partition. For general purpose use in female toilet stalls or rooms and uni-sex toilet rooms.
A5109	Grab Bar, 1-1/4" Dia., SS, 2 Wall, W/C Accessible	1	C / C	A 1-1/4" diameter, satin finish stainless steel, peened gripping surface, 2 wall toilet stall/ room, grab bar with concealed mounting flanges. Snap over flanges are provided to conceal mounting screws. A selection of mounting kits and concealed anchor devices are available from the manufacturers for different types of installations. Grab bar shall comply with barrier-free accessibility guidelines for structural strength. For typical water closet applications in toilet stalls and rooms where ADA (American's With Disabilities Act) requirements must be met.
A5110	Grab Bar, 1-1/4" Dia., SS, 2 Wall, Shower Use	1	C / C	A 1-1/4" diameter, satin finish stainless steel, peened gripping surface, 2 wall shower, grab bar with concealed mounting flanges. Snap over flanges are provided to conceal mounting screws. A selection of mounting kits and concealed anchor devices are available from the manufacturers for different types of installations. Grab bar shall comply with barrier-free accessibility guidelines for structural strength. For typical applications in shower stalls where ADA (American's With Disabilities Act) requirements must be met.
A5145	Hook, Garment, Double, SS, Surface Mounted	1	C / C	A surface mounted, satin finish stainless steel, double garment hook. Equipped with a concealed mounting bracket that is secured to a concealed wall plate. For general purpose use throughout the facility to hang various items of apparel.
A5170	Rod, Shower Curtain, 1" Diameter, W/Curtain & Hooks	1	C / C	A concealed mounted, 1" outside diameter, satin finish stainless steel, shower curtain rod with white vinyl shower curtain (72" H) and SS shower curtain hooks. Rod and curtain available in various widths. For general purpose use at shower stall or bathtub locations. Pricing based upon standard shower stall dimensions of 36" x 36" and a standard curtain height of 72".

# Toilet/Shower, Patient (PRTL1)

## Equipment List

A5175	Soap Dish, With Bar, SS, Recessed	1	C / C	A recessed mounted, satin finish stainless steel, soap dish with bar. Soap dish furnished with retaining lip and mounting clamp for installation in stud walls or countertop aprons. For general purpose use in shower stalls or at bathtub locations.
A5200	Dispenser, Toilet Tissue, SS, 2-Roll, Surface Mntd	1	C / C	A concealed surface mounted, double roll, satin finish stainless steel, toilet tissue dispenser. Unit accommodates two standard-core toilet tissue rolls through 5" in diameter. Spindles are chrome plated plastic with a heavy-duty internal spring and turn freely for non-controlled delivery. For general purpose use in restrooms.
A5205	Bar, Towel, 1" Diameter, SS, Surface Mounted	2	C / C	A surface mounted, satin finish stainless steel, 1" diameter, towel bar. Support posts and flanges are one piece, chrome-plated, cast heavy brass with satin finish. Towel bar shall not rotate within support posts. Available in 18", 24" and 30" widths. For general purpose use in shower or bathtub rooms. Pricing based upon a suggested standard width of 18".
CT020	Countertop, Solid Surface	AR	C / C	A solid, nonporous countertop with a smooth seamless appearance. Easy to clean and maintain and with proper cleaning does not support the growth of mold. An acrylic-based solid surface product. Standard thickness of 1", and a 4" butt backsplash/curb. Also referred to as a work surface or work top. Available in a choice of colors and depths. Used in lab and other hospital areas requiring optimum physical and chemical resisting properties.
F2000	Basket, Wastepaper, Round, Metal	1	V / V	Round wastepaper basket, approximately 18" high X 16" diameter. This metal unit is used to collect and temporarily store small quantities of paper refuse in patient rooms, administrative areas and nursing stations.
P1150	Valve, Rinse, Bedpan, With Disinfectant Injector	1	C / C	Bedpan rinsing valve with deodorant/disinfectant spray. Unit is wall mounted above a water closet having an exposed flush valve. Flush water shall be available to rinse the pan with the balance used to flush the waste. Used in dirty utility rooms located in patient care areas throughout the hospital. Unit is used to flush and disinfect a dirty bedpan.
P5040	Shower, Single, Hand-Held	1	C / C	A complete, barrier-free, single hand-held, personal shower system. The shower system includes: pressure balanced mixing valve with high temperature limit stop; personal hand shower; shower hose; wall supply; and slide bar. For general purpose use throughout the facility in shower stalls.
or				
P1050	Bathtub, Patient	1	C / C	White acrylic bathtub used for patient bathing. Includes drain and skirt.
P9056	Toilet, Floor Mounted, Bariatric	1	C / C	A floor mounted, flush valve toilet with an elongated front and a load capacity of 1,000 pounds. The toilet will be vitreous china with a 1.28 or 1.6 Gpf low water consumption rate with a rear outlet. See manufacturer's literature for recommended flush valves and toilet seats.
PT071	Sink, Integral ADA	1	C / C	
PT073	Shelving, Specialty, Size As Required	1	C / C	
PT074	Bar, Grab, Retractable	1	C / C	

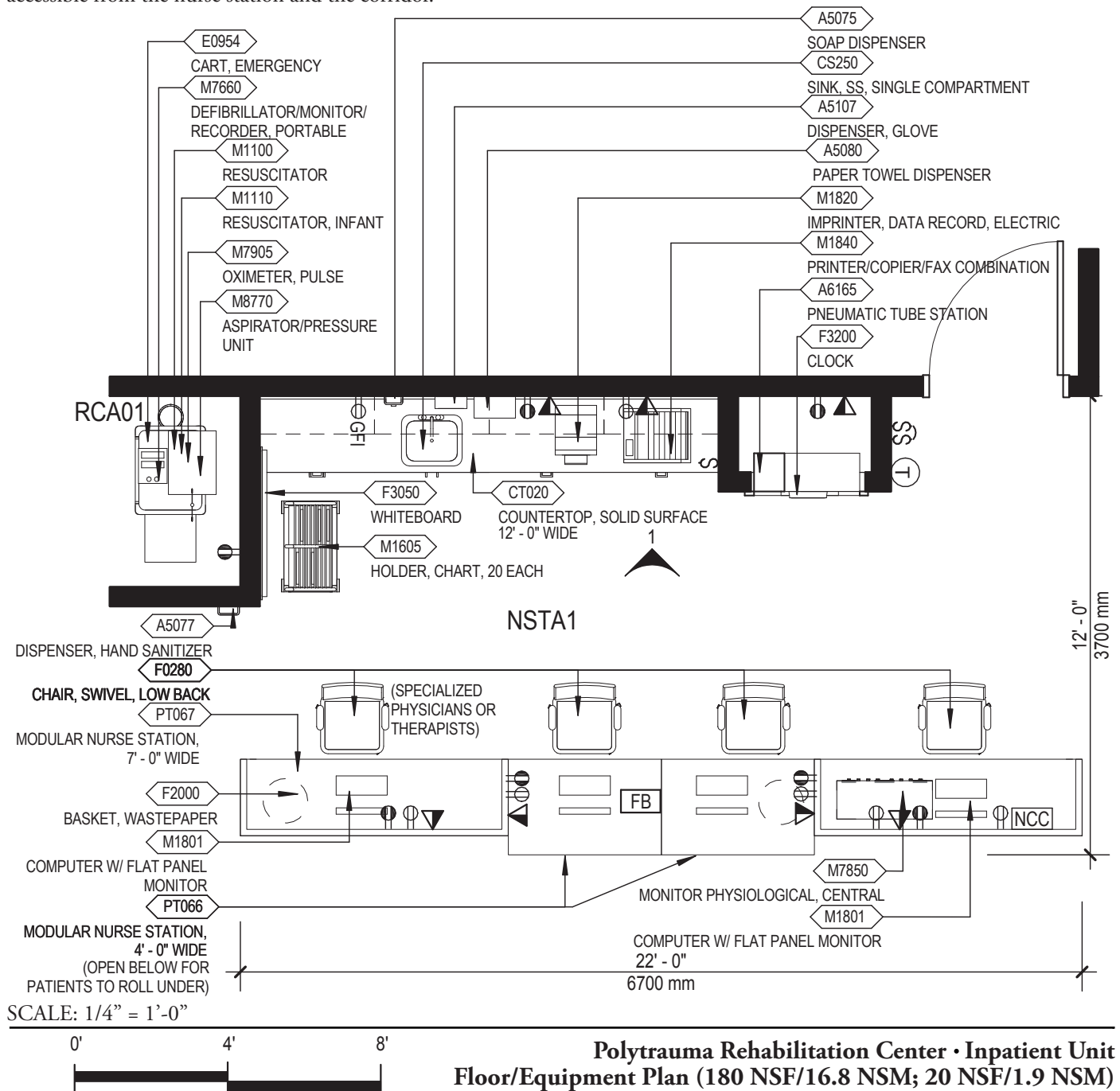
---

This page has been left blank intentionally.

## 4.2.2 Nurse Station, Inpatient (NSTA1); Alcove, Crash Cart (RCA01)

### Function:

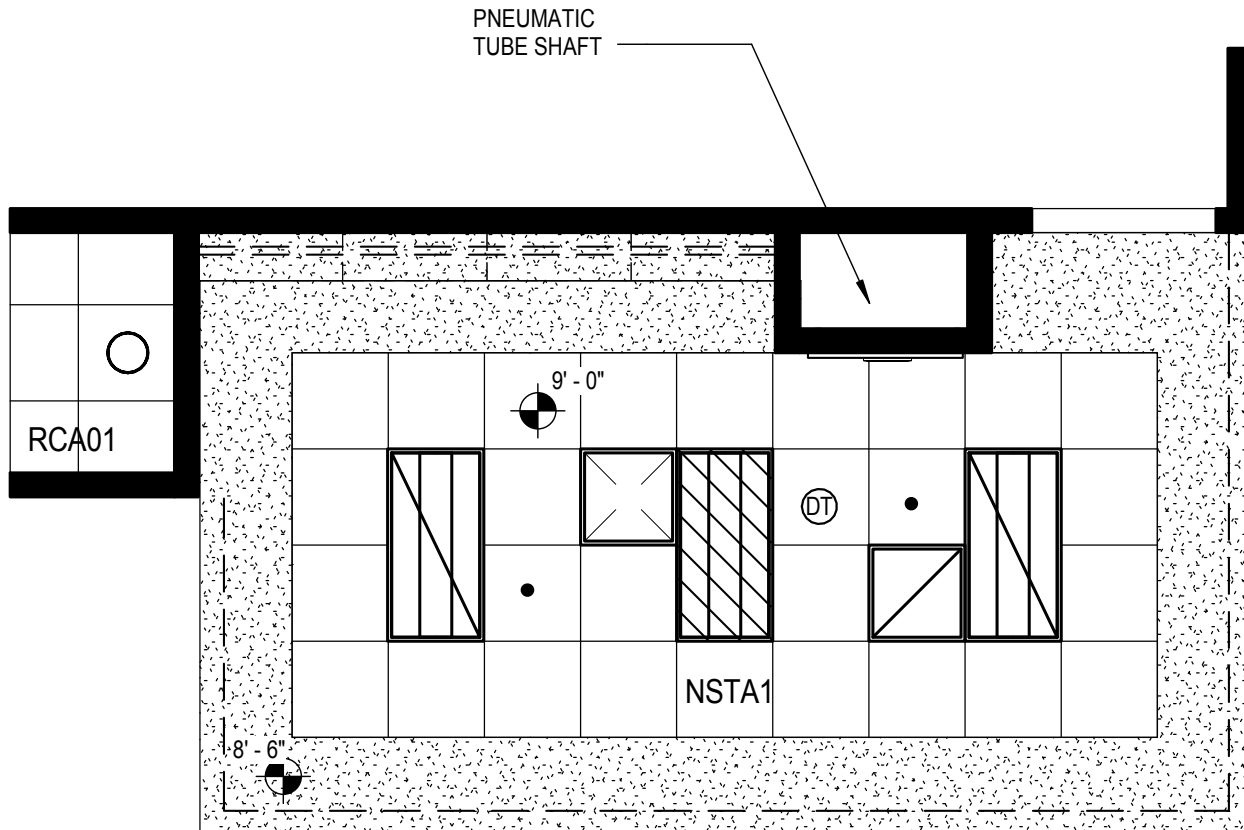
The centralized nurse station allows for more efficient use of space, staff redundancy/ accountability and camaraderie. Single location for technology, systems reporting. Design considerations include maximizing patient visibility from station, increased staff walking distances to rooms and provision of sound absorptive materials to reduce noise from station. Crash cart should be accessible from the nurse station and the corridor.



**Polytrauma Rehabilitation Center • Inpatient Unit  
Floor/Equipment Plan (180 NSF/16.8 NSM; 20 NSF/1.9 NSM)**

NOTE: Guide plates are graphical representations of selected room types, illustrating the integration of space, components, systems, and equipment. They provide typical configurations and general technical guidance, and are not intended to be project specific. Specific infrastructure design requirements are contained in VA Design Manuals and Space Planning Criteria located in the VA Technical Information Library.

# Nurse Station, Inpatient (NSTA1); Alcove, Crash Cart (RCA01)



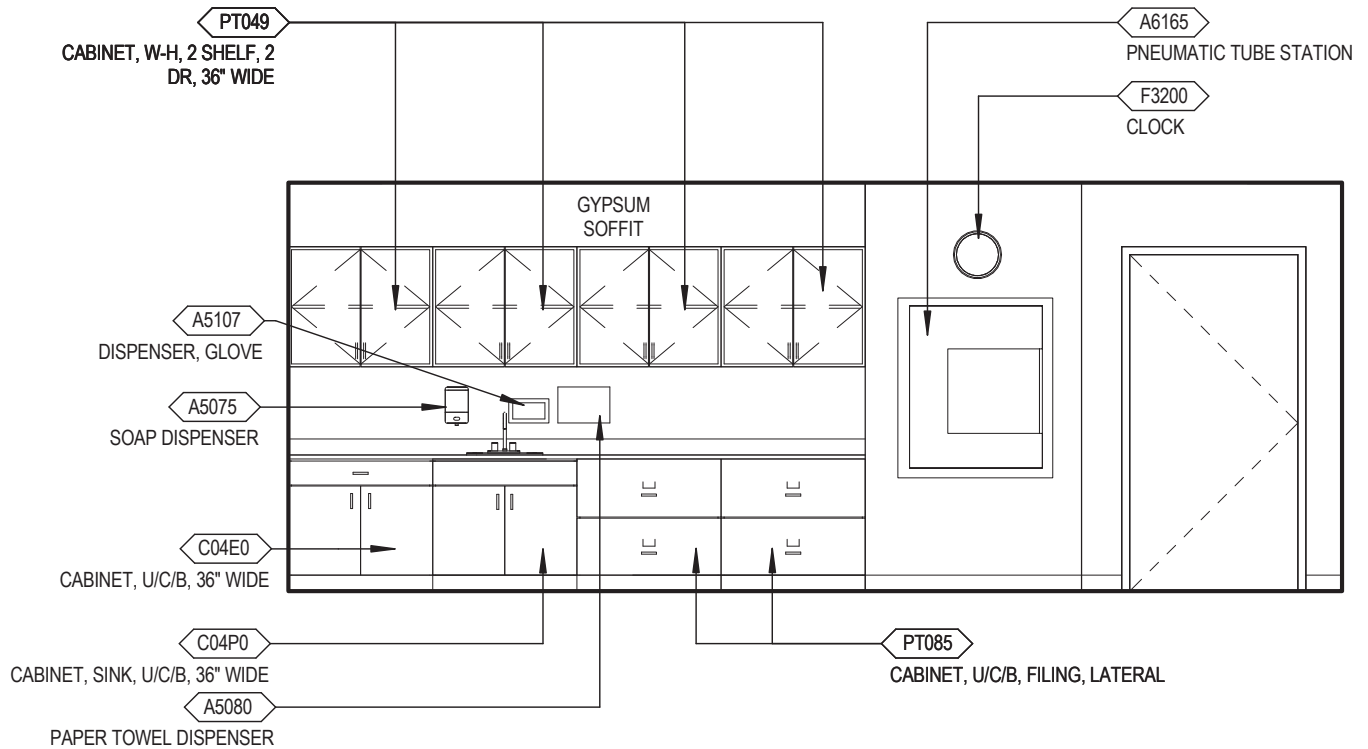
SCALE: 1/4" = 1'-0"



**Polytrauma Rehabilitation Center • Inpatient Unit  
Reflected Ceiling Plan**

NOTE: Guide plates are graphical representations of selected room types, illustrating the integration of space, components, systems, and equipment. They provide typical configurations and general technical guidance, and are not intended to be project specific. Specific infrastructure design requirements are contained in VA Design Manuals and Space Planning Criteria located in the VA Technical Information Library.

# Nurse Station, Inpatient (NSTA1); Alcove, Crash Cart (RCA01)



**Elevation 1**

SCALE: 1/4" = 1'-0"



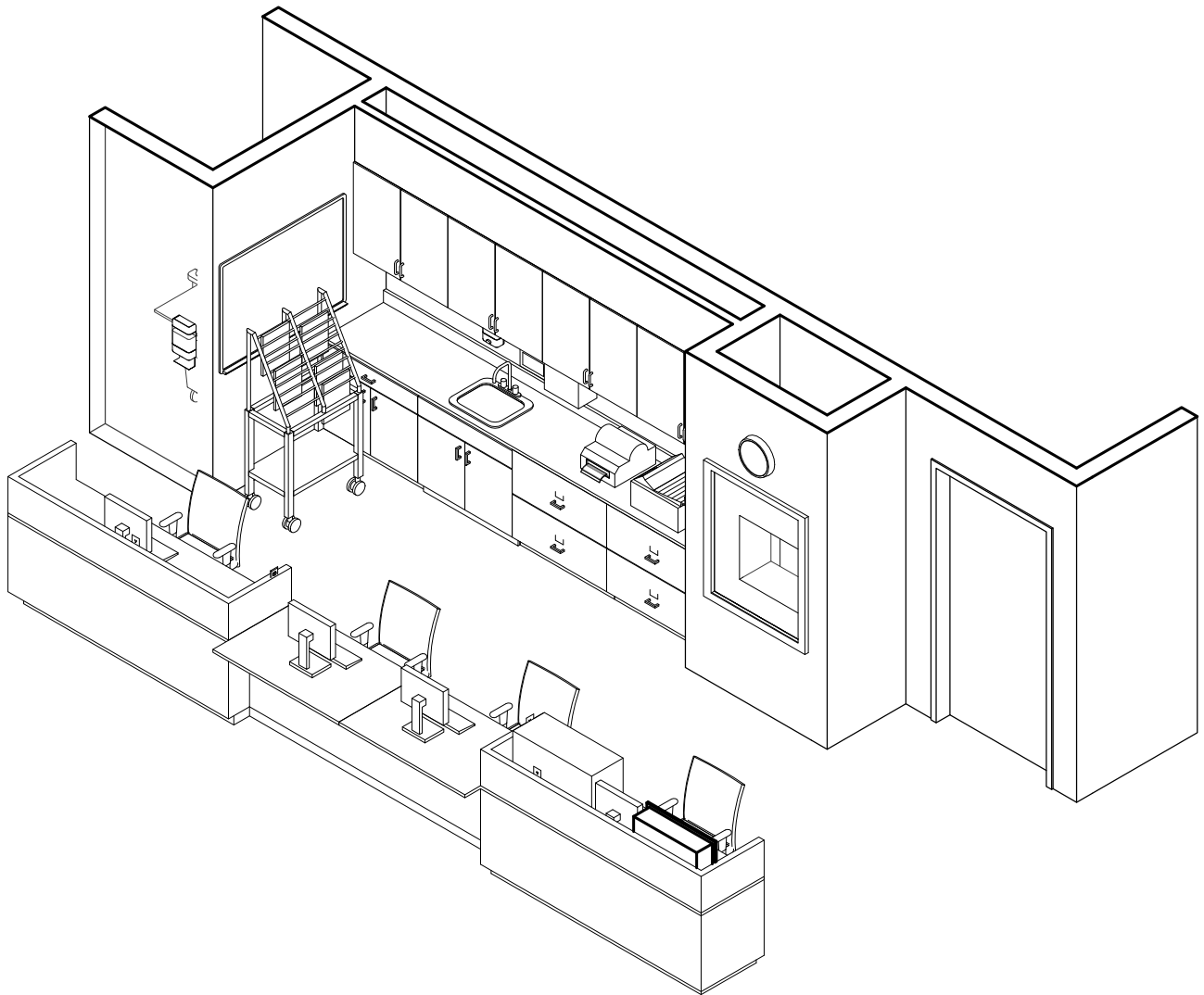
**Polytrauma Rehabilitation Center • Inpatient Unit  
Elevation(s)**

NOTE: Guide plates are graphical representations of selected room types, illustrating the integration of space, components, systems, and equipment. They provide typical configurations and general technical guidance, and are not intended to be project specific. Specific infrastructure design requirements are contained in VA Design Manuals and Space Planning Criteria located in the VA Technical Information Library.



---

## Nurse Station, Inpatient (NSTA1); Alcove, Crash Cart (RCA01)



---

### Polytrauma Rehabilitation Center • Inpatient Unit Room/Equipment Isometric

NOTE: Guide plates are graphical representations of selected room types, illustrating the integration of space, components, systems, and equipment. They provide typical configurations and general technical guidance, and are not intended to be project specific. Specific infrastructure design requirements are contained in VA Design Manuals and Space Planning Criteria located in the VA Technical Information Library.

---



# Nurse Station, Inpatient (NSTA1)

## Room Data Sheet

ARCHITECTURAL	
Ceiling	Acoustical Ceiling Tile
Ceiling Height	9'-0"
Wall Finish	Gypsum Wallboard / Paint / Acoustical Tackable Wall Covering
Base	Resilient Base
Floor Finish	Rubber Flooring or Solid Vinyl Floor Tile
Door	Open
Hardware	N/A
Noise (STC Rating)	N/A
Depression	None Special
Construction	System furniture desk, solid surface counter top with intergral sink, wall hung cabinets, base cabinets.

HVAC	
Dry Bulb Temp Cooling	75° F (24° C)
Dry Bulb Temp Heating:	70° F (21° C)
Minimum Outside Air:	2 air changes/hr
100% Exhaust Air	—
Noise Criteria	NC40
Relative Humidity/Cooling:	60%
Relative Humidity/Heating	20%
Minimum Air Changes/Hr.	6
Room Pressure	Neutral
AC Load Lights	As Required
AC Load Equipment	As Required
Number of People	4

LIGHTING	
General:	
1. 2'x4' Direct/Indirect Light fixture, Linear prismatic fully frosted acrylic lens with F32T8 lamps, 3500 °K, CRI = 70	
2. Linear fluorescent cove light in soffit	
3. Under cabinet light	
4. Lighting Level: 50fc	

\* Zone valve box and local area alarm to be located here

COMMUNICATIONS	
Patient Monitor	Yes
Nurse Call	Yes
Security/Duress	
CCTV	Potentially for brain injury patient
Telephone	Yes
Pub Address	Yes
Radio	
Data	Yes
Panic Call	
Battery Operated Clock	Yes
Intercom (Phone)	
Staff Assist	

POWER	
General	Yes
Special	
Emergency	Yes

PLUMBING AND MEDICAL GASES	
Cold Water	Yes
Hot Water	Yes
Laboratory Air	
Laboratory Vacuum	
Sanitary/Vent	Yes
Medical Air	
Medical Vacuum	
Oxygen	
Nitrous Oxide	
Nitrogen	
Anesthesia Evac	

# Nurse Station, Inpatient (NSTA1)

## Equipment List

JSN	NAME	QTY	AI	DESCRIPTION
A5075	Dispenser, Soap, Disposable	1	V / V	Disposable soap dispenser. One-handed dispensing operation. Designed to accommodate disposable soap cartridge and valve.
A5077	Dispenser, Hand Sanitizer, Hands-Free	1	C / C	A touch free wall-mounted hand sanitizer dispenser. For use throughout a healthcare facility. Unit does not include the sanitizing liquid. Units are battery operated.
A5080	Dispenser, Paper Towel, SS, Surface Mounted	1	C / C	A surface mounted, satin finish stainless steel, single-fold, paper towel dispenser. Dispenser features: tumbler lock; front hinged at bottom; and refill indicator slot. Minimum capacity 400 single-fold paper towels. For general purpose use throughout the facility.
A5107	Dispenser, Glove, Surgical/Examination, Wall Mntd	1	V / V	Examination glove dispenser box for wall mounting. Fabricated of either cold rolled steel with a white baked enamel finish, plastic or acrylic. Provided with wall bracket to facilitate mounting and demounting.
A6165	Station, Pneumatic Tube System	1	C / C	The basic pneumatic tube system consists of a tube linking two or more different locations, a carrier to carry the payload and a power source to move the carrier from one location to another. The systems becomes more complex when the system is expanded to a network containing hundreds of locations and dozens of zones that need to transport the payload simultaneously.
C04E0	Cabinet, U/C/B, 1 Shelf, 1 Drawer, 2 DO, 36x36x22	1	C / C	Standing height under counter base cabinet with an adjustable shelf and a full width drawer above solid hinged doors. Also referred to as a combination cabinet or a drawer and cupboard cabinet. For general purpose use throughout the facility.
C04P0	Cabinet, Sink, U/C/B, 2 Door, 36x36x22	1	C / C	Standing height under counter base sink cabinet with solid hinged doors. Also referred to as a double-door sink cabinet. For general purpose use throughout the facility where a sink is to be used. Coordinate actual clear cabinet dimension with the actual outside dimension of sink that is specified to ensure that they are compatible.
CS250	Sink, SS, Single Compartment, 6x12x9 ID	1	C / C	Single compartment stainless steel sink, drop-in, self-rimming, ledge-type, connected with a drain and provided with a mixing faucet. It shall also be provided with pre-punched fixture holes on 4" center, integral back ledge to accommodate deck-mounted fixtures, brushed/polished interior and top surfaces, and sound deadened. Recommended for use in suspended or U/C/B sink cabinets having a high plastic laminate or Chemsurf laminate countertop/work surface. For general purpose use throughout the facility.
CT020	Countertop, Solid Surface	AR	C / C	A solid, nonporous countertop with a smooth seamless appearance. Easy to clean and maintain and with proper cleaning does not support the growth of mold. An acrylic-based solid surface product. Standard thickness of 1", and a 4" butt backsplash/curb. Also referred to as a work surface or work top. Available in a choice of colors and depths. Used in lab and other hospital areas requiring optimum physical and chemical resisting properties.

# Nurse Station, Inpatient (NSTA1)

## Equipment List

F0280	Chair, Swivel, Low Back	4	V / V	Low back contemporary swivel chair, 37" high X 25" wide X 31" deep with a five (5) caster swivel base, arms and foam padded seat and back upholstered with either woven textile fabric or vinyl.
F2000	Basket, Wastepaper, Round, Metal	2	V / V	Round wastepaper basket, approximately 18" high X 16" diameter. This metal unit is used to collect and temporarily store small quantities of paper refuse in patient rooms, administrative areas and nursing stations.
F3050	Whiteboard, Dry Erase	1	C / C	Whiteboard unit, approximately 36" H x 48" W consisting of a white porcelain enamel writing surface with an attached chalk tray. Magnetic surface available. Image can be easily removed with a standard chalkboard eraser. For use with water color pens. Unit is ready to hang.
F3200	Clock, Battery, 12" Diameter	1	V / V	Clock, 12" diameter. Round surface, easy to read numbers with sweep second hand. Wall mounted unit for use when impractical to install a fully synchronized clock system. Battery operated, (batteries not included).
M1605	Holder, Chart, 20 Each	1	V / V	Clinical chart holder cart. 20 chart capacity. 2 side-by-side tiers. May be ordered in various chart capacities. Constructed of heavy metal frames with vinyl laminated surfaces or painted panels. 3" casters with locks. Used to hold patient spring loaded charts.
M1801	Computer, Microprocessing, w/Flat Panel Monitor	4	V / V	Desk top microprocessing computer. The unit shall consist of a central processing mini tower, flat panel monitor, keyboard, mouse and speakers. The system shall have the following minimum characteristics: a 2.8 GHz Pentium processor; 512 MB memory; 80GB hard drive; 32/48x CD-ROM/DVD combo; 1.44MB network interface card; video 32 MB NVIDIA; a 18 inch flat panel monitor. The computer is used throughout the facility to input, manipulate and retrieve information.
M1820	Imprinter, Data Record, Electric	1	V / V	Electric data record imprinter. The device accepts embossed plastic patient cards in either the 50 column or the 80 column format and adjusts automatically for card size and form thickness. Device will provide clear readable impressions with a cycle that is less than 1 second in length. Electro-mechanical design provides for a consistent impression that is independent of operator knowledge or technique. Unit may include a date/time stamp as an accessory.
M1840	Printer/Copier/Fax Combination	1	V / V	Multifunctional printer, fax, scanner and copier (PFC) all-in-one machine.
M7850	Monitor, Physiological, Central, 8 Bed, Color	1	V / V	Eight bed central physiologic monitoring station. System consists of a central monitor that displays patient information from bedside monitors. It also centralizes alarm and recording functions from ECG tracings to vital signs display. Up to eight patients monitoring capabilities. Designed for use in the ICU, C / CU, emergency room or recovery room.
PT049	Cabinet, Wall Hung, 2 Shelf, 2 Door, 36"	4	C / C	

---

# Nurse Station, Inpatient (NSTA1)

## Equipment List

PT066	Nurse Station, Modular 4'	2	C / C	
PT067	Nurse Station, Modular 7'	2	C / C	
PT085	Cabinet, U/C/B Filing, Lateral 36 x 22 x 36"H	2	C / C	

# Alcove, Crash Cart (RCA01)

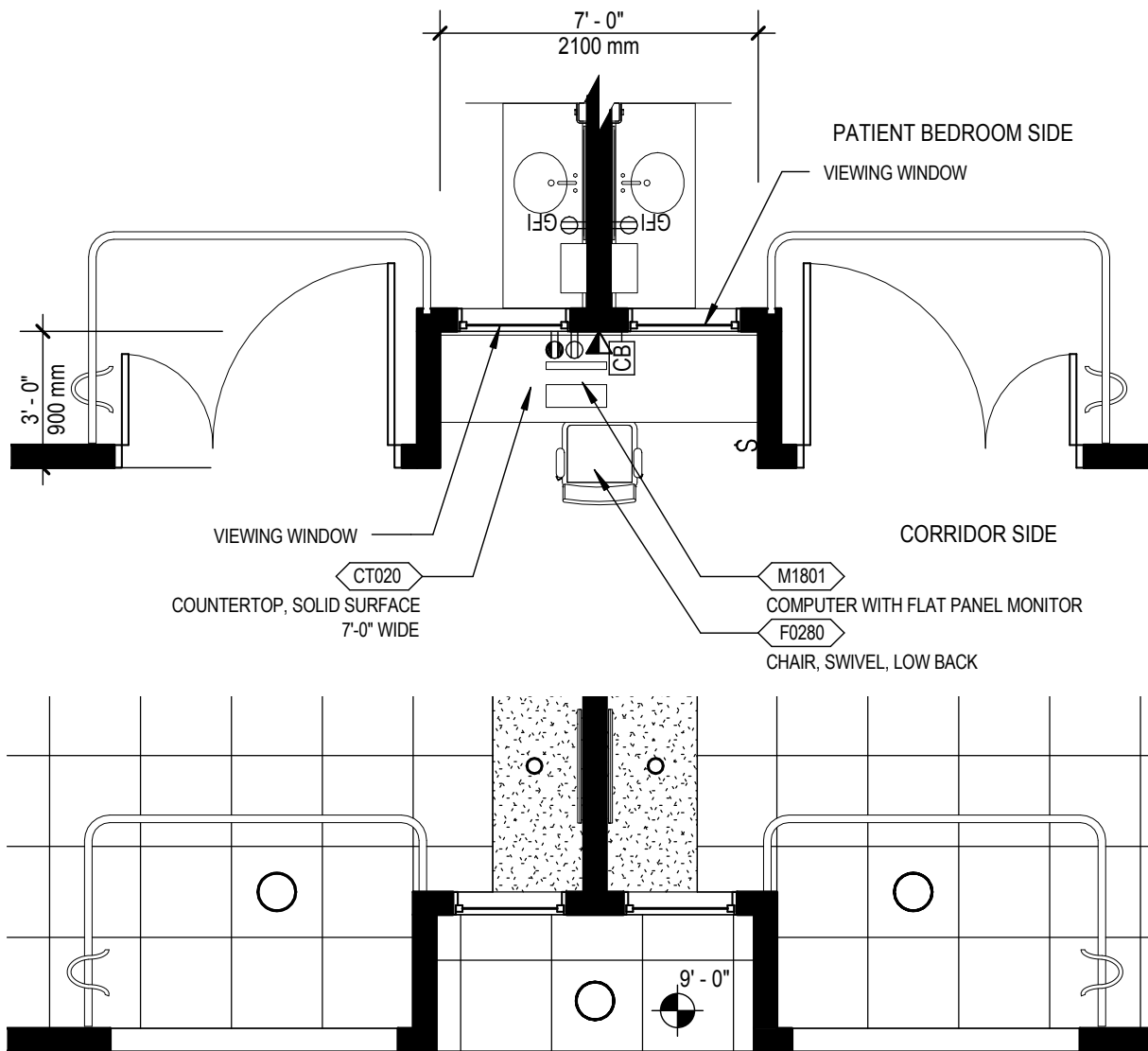
## Equipment List

JSN	NAME	QTY	AI	DESCRIPTION
E0954	Cart, Emergency, Mobile, 66"H x 52"W x 22"D	1	V / V	THIS TYPICAL INCLUDES:  1 Cart body, style-A narrow, w/raised edge top and breakaway lock bar w/tabs  2 Accessory rails, side  1 Accessory rail, back  1 Defibrillator tray; 1 IV pole  1 Flip-up shelf  1 Wastebasket and holder  1 Oxygen
M1100	Resuscitator, Bag-Mask, Hand Operated	1	V / V	Hand operated bag-mask resuscitator. Consists of face mask, non-rebreathing valve, compression bag and tidal bag. Used for resuscitation in life saving situations.
M1110	Resuscitator, Bag-Mask, Hand Op, Infant	1	V / V	Hand operated bag-mask resuscitator. Consists of an infant face mask, non-rebreathing, pressure limiting safety valve, compression bag, tidal bag, oxygen reservoir bag and manometer connection and wall bracket. Cleaning and decontamination methods include disinfecting, pasteurization, boiling and steam autoclaving. Used for resuscitation of infants in life saving situations.
M7660	Defibrillator/Monitor/Recorder, Portable	1	V / V	Portable defibrillator-monitor-recorder. Integral unit system operable from self-contained rechargeable batteries. ECG may be viewed through paddles or patient cable. Options include external pacing and 12-Lead.
M7905	Oximeter, Pulse	1	V / V	Pulse oximeter for continuous surveillance of patient pulse and oxygen saturation rates. Instrument features LED display, audio and visual alarms, automatic calibration and battery operation in case of power failure. Other applications include sleep studies.
M8770	Aspirator/Pressure Unit, General Purpose	1	V / V	General purpose suction/pressure apparatus. Double stainless steel console unit with a 1/8 HP motor, stand-mounted. Stands include 2 1/2" casters with chemical resistant top. Pumps suction capacity: 22 LPM. Unit includes collection bottle, bacteria f


# Nurse Station, Decentralized (Optional)

## Function:

This optional Nurse Station provides for a decentralized nursing model via a corridor niche with direct observation into two paired patient rooms. Design considerations include type of equipment (computers, etc.), charting and filing to be done at satellite stations and whether such is to be part of the niche or portable. For a 12 bed unit with all standard rooms this total should be multiplied by six (6). In addition, a separate staff workroom for centralized functions and patient consultations / privacy should be provided.



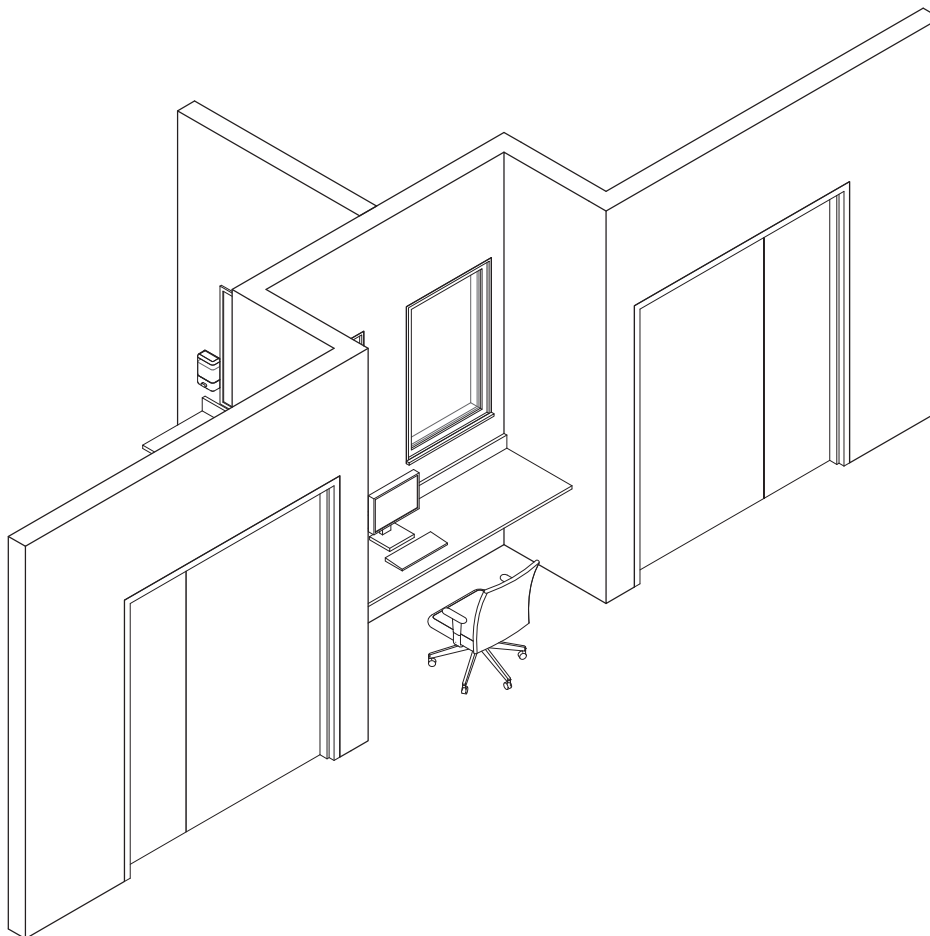
SCALE: 1/4" = 1'-0"



Polytrauma Rehabilitation Center • Inpatient Unit  
Floor/Equipment Plan & Reflected Ceiling Plan

NOTE: Guide plates are graphical representations of selected room types, illustrating the integration of space, components, systems, and equipment. They provide typical configurations and general technical guidance, and are not intended to be project specific. Specific infrastructure design requirements are contained in VA Design Manuals and Space Planning Criteria located in the VA Technical Information Library.

# Nurse Station, Decentralized (Optional)



## Polytrauma Rehabilitation Center • Inpatient Unit Room/Equipment Isometric

NOTE: Guide plates are graphical representations of selected room types, illustrating the integration of space, components, systems, and equipment. They provide typical configurations and general technical guidance, and are not intended to be project specific. Specific infrastructure design requirements are contained in VA Design Manuals and Space Planning Criteria located in the VA Technical Information Library.

# Nurse Station, Decentralized (Optional)

## Room Data Sheet

ARCHITECTURAL	
Ceiling	Acoustical Ceiling Tile
Ceiling Height	9'-0"
Wall Finish	Gypsum Wallboard / Paint / Acoustical Tackable Wall Covering
Base	Resilient Base
Floor Finish	Rubber Flooring or Solid Vinyl Floor Tile
Door	Open
Hardware	N/A
Noise (STC Rating)	35 Slab
Depression	None Special
Construction	Counter

COMMUNICATIONS	
Patient Monitor	Yes
Nurse Call	Yes
Security/Duress	
CCTV	
Telephone	Yes
Pub Address	Yes
Radio	
Data	Yes
Panic Call	
Battery Operated Clock	
Intercom (Phone)	
Staff Assist	

HVAC	
Dry Bulb Temp Cooling	75° F (24° C)
Dry Bulb Temp Heating:	70° F (21° C)
Minimum Outside Air:	2 Air Changes/hr
100% Exhaust Air	—
Noise Criteria	NC40
Relative Humidity/Cooling:	60%
Relative Humidity/Heating	20%
Minimum Air Changes/Hr.	6
Room Pressure	Neutral
AC Load Lights	As Required
AC Load Equipment	As Required
Number of People	1

POWER	
General	Yes
Special	
Emergency	Yes

LIGHTING	
General:	
1. Downlight Compact Fluorescent Light Fixture, Quad-Tube T4	
2. Provides ballasts per fixture for desired switching configuration	
3. Lighting Level: 50fc	

PLUMBING AND MEDICAL GASES	
Cold Water	
Hot Water	
Laboratory Air	
Laboratory Vacuum	
Sanitary/Vent	
Medical Air	
Medical Vacuum	
Oxygen	
Nitrous Oxide	
Nitrogen	
Anesthesia Evac	



## Nurse Station, Decentralized (Optional)

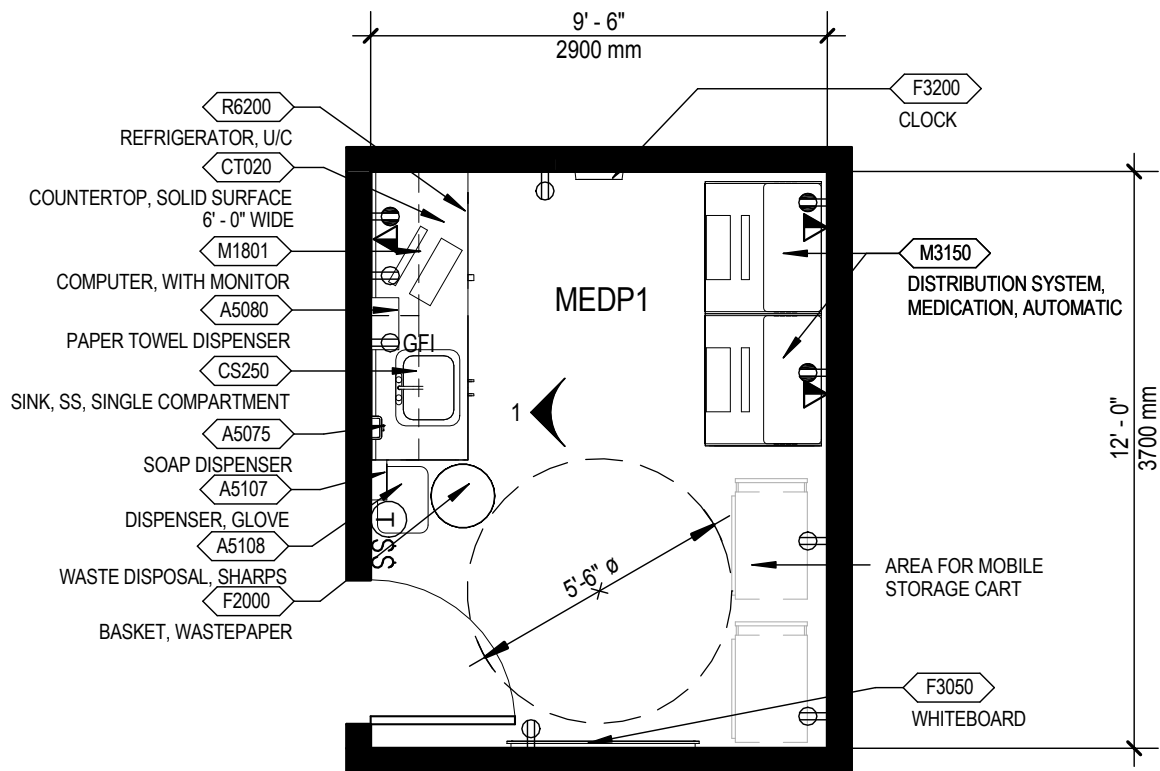
### Equipment List

JSN	NAME	QTY	AI	DESCRIPTION
CT020	Countertop, Solid Surface	AR	C / C	A solid, nonporous countertop with a smooth seamless appearance. Easy to clean and maintain and with proper cleaning does not support the growth of mold. An acrylic-based solid surface product. Standard thickness of 1", and a 4" butt backsplash/curb. Also referred to as a work surface or work top. Available in a choice of colors and depths. Used in lab and other hospital areas requiring optimum physical and chemical resisting properties.
F0280	Chair, Swivel, Low Back	1	V / V	Low back contemporary swivel chair, 37" high X 25" wide X 31" deep with a five (5) caster swivel base, arms and foam padded seat and back upholstered with either woven textile fabric or vinyl.
M1801	Computer, Micro-processing, w/Flat Panel Monitor	1	V / V	Desk top microprocessing computer. The unit shall consist of a central processing mini tower, flat panel monitor, keyboard, mouse and speakers. The system shall have the following minimum characteristics: a 2.8 GHz Pentium processor; 512 MB memory; 80GB hard drive; 32/48x CD-ROMDVD combo; a 3.5" floppy drive; 1.44MB network interface card; video 32 MB NVIDIA; a 15 inch flat panel color monitor. The computer is used throughout the facility to input, manipulate and retrieve information.

## 4.2.3 Medication Room (MEDP1)

### Function:

The medications area is where patient medications are stored and then prepared for distribution. There must be adequate space for several nurses to use this space at one time. The PRC patients require more medication than a typical medical/surgical patients therefore more space for auto dispensing (pxysis, ommicell, etc) should be provided.



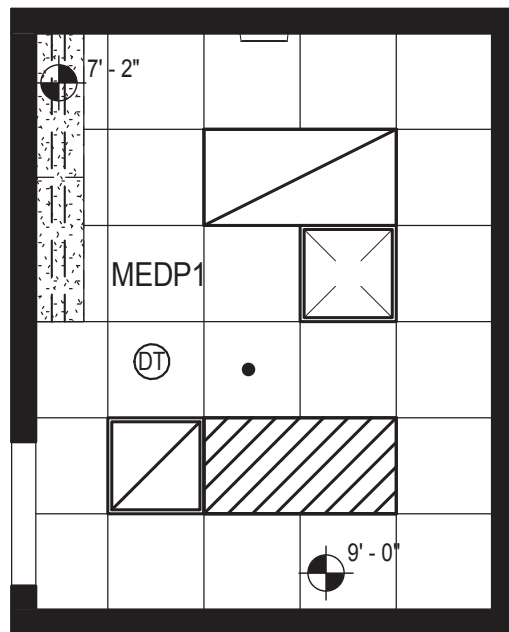
SCALE: 1/4" = 1'-0"



Polytrauma Rehabilitation Center • Inpatient Unit  
Floor/Equipment Plan (120 NSF/11.2 NSM)

NOTE: Guide plates are graphical representations of selected room types, illustrating the integration of space, components, systems, and equipment. They provide typical configurations and general technical guidance, and are not intended to be project specific. Specific infrastructure design requirements are contained in VA Design Manuals and Space Planning Criteria located in the VA Technical Information Library.

# Medication Room (MEDP1)



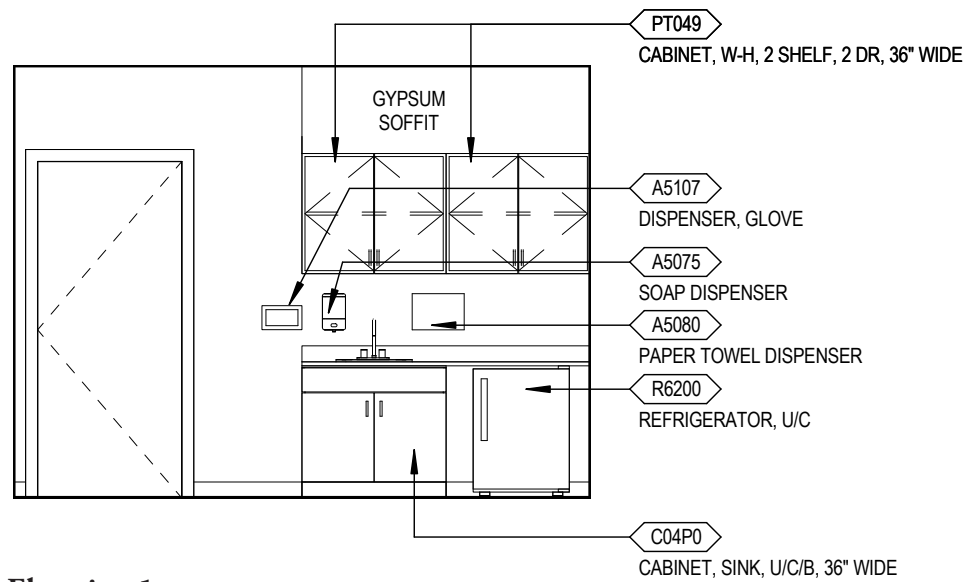
SCALE: 1/4" = 1'-0"



**Polytrauma Rehabilitation Center • Inpatient Unit  
Reflected Ceiling Plan**

NOTE: Guide plates are graphical representations of selected room types, illustrating the integration of space, components, systems, and equipment. They provide typical configurations and general technical guidance, and are not intended to be project specific. Specific infrastructure design requirements are contained in VA Design Manuals and Space Planning Criteria located in the VA Technical Information Library.

# Medication Room (MEDP1)



**Elevation 1**

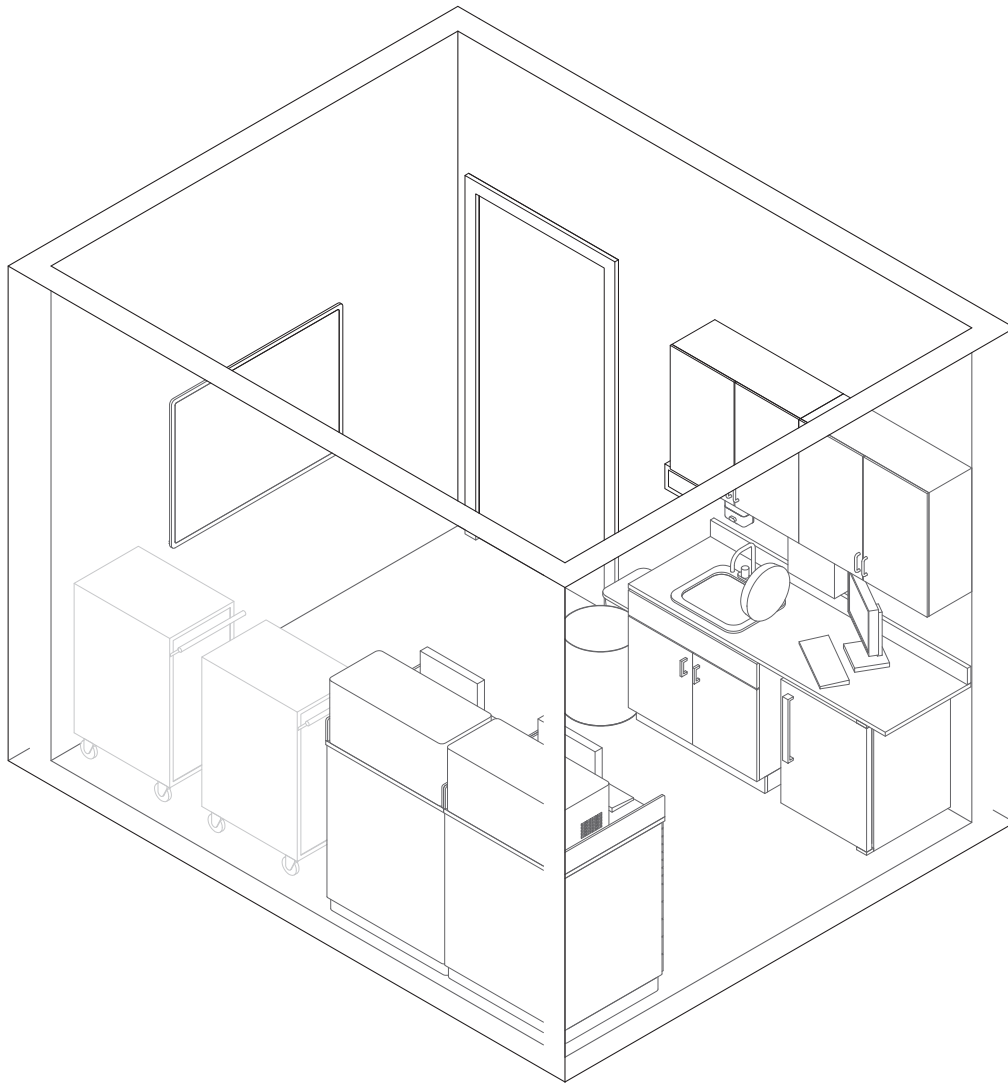
SCALE: 1/4" = 1'-0"



**Polytrauma Rehabilitation Center • Inpatient Unit  
Elevation(s)**

NOTE: Guide plates are graphical representations of selected room types, illustrating the integration of space, components, systems, and equipment. They provide typical configurations and general technical guidance, and are not intended to be project specific. Specific infrastructure design requirements are contained in VA Design Manuals and Space Planning Criteria located in the VA Technical Information Library.

# Medication Room (MEDP1)



## Polytrauma Rehabilitation Center • Inpatient Unit Room/Equipment Isometric

NOTE: Guide plates are graphical representations of selected room types, illustrating the integration of space, components, systems, and equipment. They provide typical configurations and general technical guidance, and are not intended to be project specific. Specific infrastructure design requirements are contained in VA Design Manuals and Space Planning Criteria located in the VA Technical Information Library.

# Medication Room (MEDP1)

## Room Data Sheet

ARCHITECTURAL	
Ceiling	Acoustical Ceiling Tile
Ceiling Height	9'-0"
Wall Finish	Gypsum Wallboard / Paint
Base	Resilient Base
Floor Finish	Resilient Tile Flooring (Vinyl Composition Tile)
Door	3'-0" x 7'-0", Wood or Metal, Card Reader
Hardware	SH-3D
Noise (STC Rating)	35 Slab
Depression	None Special
Construction	Solid surface counter with drop-in sink, wall hung cabinets, and base cabinets

HVAC	
Dry Bulb Temp Cooling	75° F (24° C)
Dry Bulb Temp Heating:	70° F (21° C)
Minimum Outside Air:	2 Air Changes/Hr
100% Exhaust Air	—
Noise Criteria	NC40
Relative Humidity/Cooling:	60%
Relative Humidity/Heating	20%
Minimum Air Changes/Hr.	4
Room Pressure	Positive (+)
AC Load Lights	As Required
AC Load Equipment	As Required
Number of People	1

LIGHTING	
General:	
1. 2'x4' Fluorescent Light Fixture, Acrylic, Prismatic Lens with F32T8 Lamps, 3500 °K, CRI = 70	
2. Under cabinet light	
3. Lighting Level: 50fc	

COMMUNICATIONS	
Patient Monitor	
Nurse Call	
Security/Duress	Yes
CCTV	
Telephone	Yes
Pub Address	
Radio	
Data	Yes
Panic Call	
Battery Operated Clock	Yes
Intercom (Phone)	Yes
Staff Assist	

POWER	
General	Yes
Special	
Emergency	Yes

PLUMBING AND MEDICAL GASES	
Cold Water	Yes
Hot Water	Yes
Laboratory Air	
Laboratory Vacuum	
Sanitary/Vent	Yes
Medical Air	
Medical Vacuum	
Oxygen	
Nitrous Oxide	
Nitrogen	
Anesthesia Evac	

# Medication Room (MEDP1)

## Equipment List

JSN	NAME	QTY	AI	DESCRIPTION
A5075	Dispenser, Soap, Disposable	1	V / V	Disposable soap dispenser. One-handed dispensing operation. Designed to accommodate disposable soap cartridge and valve.
A5080	Dispenser, Paper Towel, SS, Surface Mounted	1	C / C	A surface mounted, satin finish stainless steel, single-fold, paper towel dispenser. Dispenser features: tumbler lock; front hinged at bottom; and refill indicator slot. Minimum capacity 400 single-fold paper towels. For general purpose use throughout the facility.
A5107	Dispenser, Glove, Surgical/Examination, Wall Mntd	1	V / V	Examination glove dispenser box for wall mounting. Fabricated of either cold rolled steel with a white baked enamel finish, plastic or acrylic. Provided with wall bracket to facilitate mounting and demounting.
A5108	Waste Disposal Unit, Sharps	1	V / V	A container for collecting and transporting syringes and other sharps for decontamination and disposal. Available in 2 gallon and 8 gallon with locking rotor. Complies with OSHA regulations for handling sharps.
C04P0	Cabinet, Sink, U/C/B, 2 Door, 36x36x22	1	C / C	Standing height under counter base sink cabinet with solid hinged doors. Also referred to as a double-door sink cabinet. For general purpose use throughout the facility where a sink is to be used. Coordinate actual clear cabinet dimension with the actual outside dimension of sink that is specified to ensure that they are compatible.
CS250	Sink, SS, Single Compartment, 6x12x9 ID	1	C / C	Single compartment stainless steel sink, drop-in, self-rimming, ledge-type, connected with a drain and provided with a mixing faucet. It shall also be provided with pre-punched fixture holes on 4" center, integral back ledge to accommodate deck-mounted fixtures, brushed/polished interior and top surfaces, and sound deadened. Recommended for use in suspended or U/C/B sink cabinets having a high plastic laminate or Chemsurf laminate countertop/work surface. For general purpose use throughout the facility.
CT020	Countertop, Solid Surface	AR	C / C	A solid, nonporous countertop with a smooth seamless appearance. Easy to clean and maintain and with proper cleaning does not support the growth of mold. An acrylic-based solid surface product. Standard thickness of 1", and a 4" butt backsplash/curb. Also referred to as a work surface or work top. Available in a choice of colors and depths. Used in lab and other hospital areas requiring optimum physical and chemical resisting properties.
F2000	Basket, Wastepaper, Round, Metal	1	V / V	Round wastepaper basket, approximately 18" high X 16" diameter. This metal unit is used to collect and temporarily store small quantities of paper refuse in patient rooms, administrative areas and nursing stations.
F3200	Clock, Battery, 12" Diameter	1	V / V	Clock, 12" diameter. Round surface, easy to read numbers with sweep second hand. Wall mounted unit for use when impractical to install a fully synchronized clock system. Battery operated, (batteries not included).
F3050	Whiteboard, Dry Erase	1	V / V	Whiteboard unit, approximately 36" H x 48" W consisting of a white porcelain enamel writing surface with an attached chalk tray. Magnetic surface available. Image can be easily removed with a standard chalkboard eraser. For use with water color pens. Unit is ready to hang.

---

# Medication Room (MEDP1)

## Equipment List

M1801	Computer, Micro-processing, w/Flat Panel Monitor	1	V / V	Desk top microprocessing computer. The unit shall consist of a central processing mini tower, flat panel monitor, keyboard, mouse and speakers. The system shall have the following minimum characteristics: a 2.8 GHz Pentium processor; 512 MB memory; 80GB hard drive; 32/48x CD-ROMDVD combo; 1.44MB network interface card; video 32 MB NVIDIA; a 18 inch flat panel monitor. The computer is used throughout the facility to input, manipulate and retrieve information.
M3150	Distribution System, Medication, Automatic	2	V / V	An automated dispensing system that provides controlled dispensing, inventory and security. Size and cost will vary dependent on number of modules selected.
R6200	Refrigerator, U/C or F/S, 5 Cu Ft	1	V / V	Utility refrigerator approximately 35" H x 24" W x 26" D. The unit has a two tray ice cube cooling system. The refrigerator fits standard architectural dimensions for undercounter installation. The unit is perfect for use in nurses' station, wards, and laboratories, pharmacies or wherever space is limited.
PT049	Cabinet, Wall Hung, 2 Shelf, 2 Door, 36"	2	C / C	



## 4.2.4 Dining Room(PRD01); Storage, Food Pantry(SRE01); Kitchen, OT Training(IPK01)

**Function:**

The Dining Room is a shared Patient & Family space. It provides for group interaction and socialization for patients. The Kitchen is used by family during 24/7 and/or long term patient stays. It allows family members to remain close to their loved ones, provides flexibility in scheduling meals and offers a lower cost alternative to restaurants or hospital food. The Dining Room & Kitchen are part of the overall Family suite of spaces which promote improved patient outcomes via an integrated model of care.

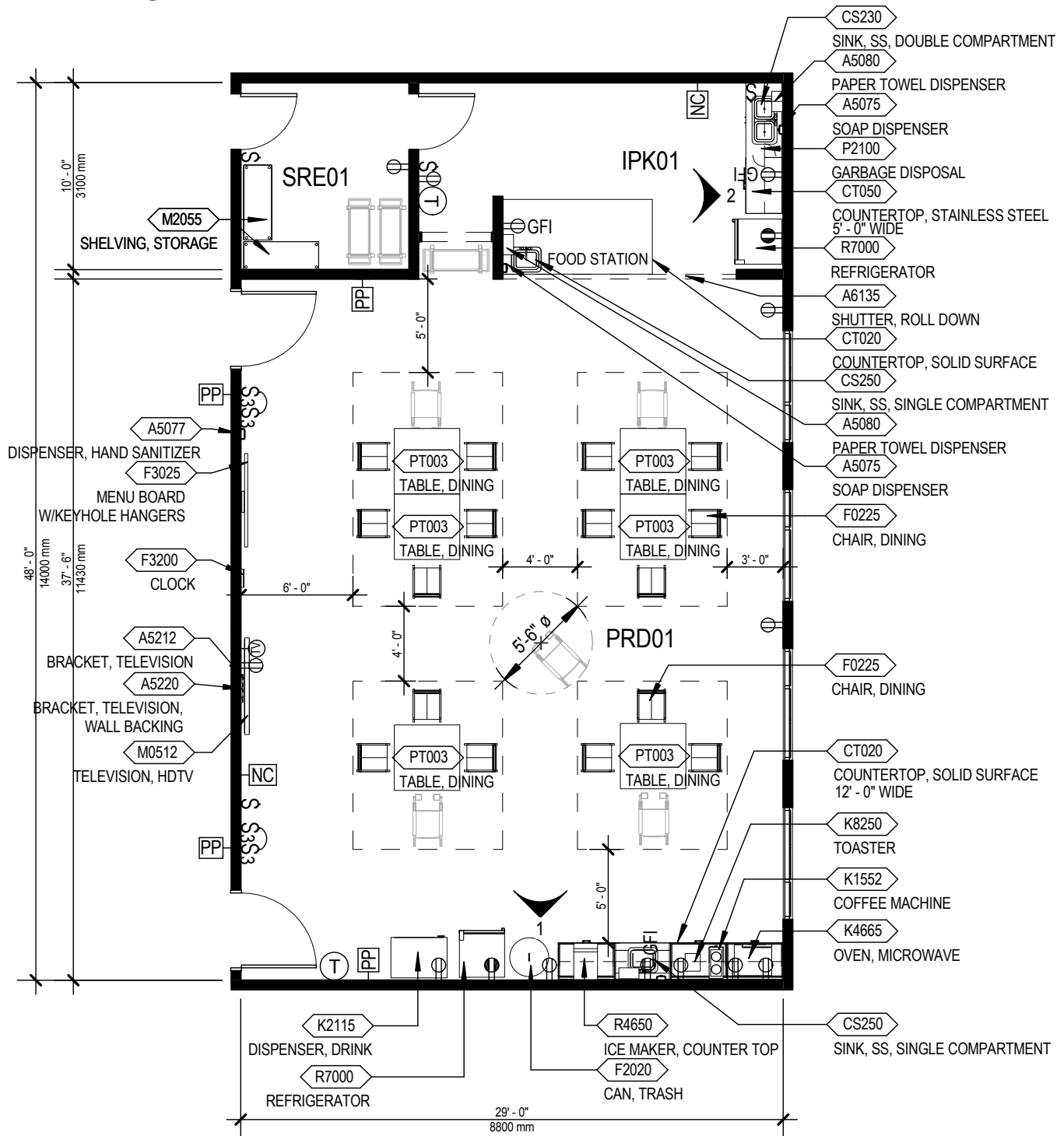
The dining area should create a sense of intimacy and provide for a reprieve from the uniform illumination required in other clinical areas.

**Lighting Considerations:**

1. Provide ceiling and wall lighting treatments. – This helps enhance the depth of brightness within the visual field.

See drawings on the next page(s).

# Dining Room (PRD01); Storage, Food Pantry (SRE01); Kitchen, OT Training (IPK01)



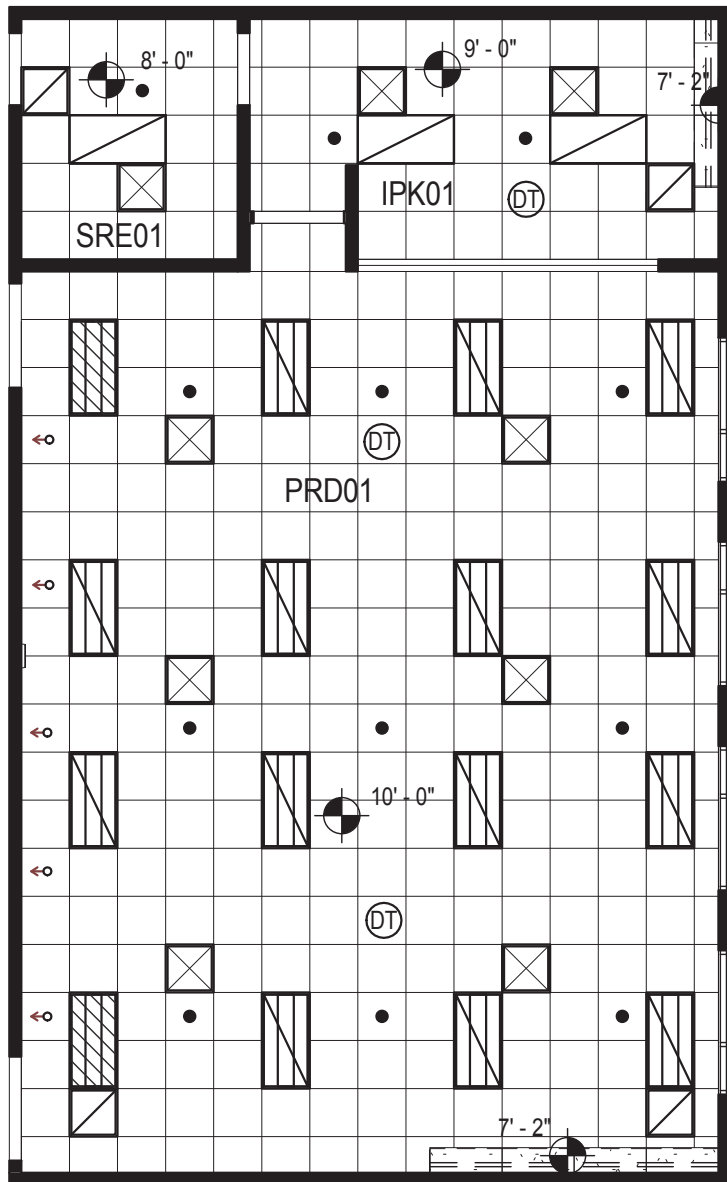
SCALE: 1/8" = 1'-0"



## Polytrauma Rehabilitation Center • Inpatient Unit Floor/Equipment Plan (100 NSF/93.0 NSM; 100 NSF/9.3 NSM; 300 NSF/27.9 NSM)

NOTE: Guide plates are graphical representations of selected room types, illustrating the integration of space, components, systems, and equipment. They provide typical configurations and general technical guidance, and are not intended to be project specific. Specific infrastructure design requirements are contained in VA Design Manuals and Space Planning Criteria located in the VA Technical Information Library.

# Dining Room (PRD01); Storage, Food Pantry (SRE01); Kitchen, OT Training (IPK01)



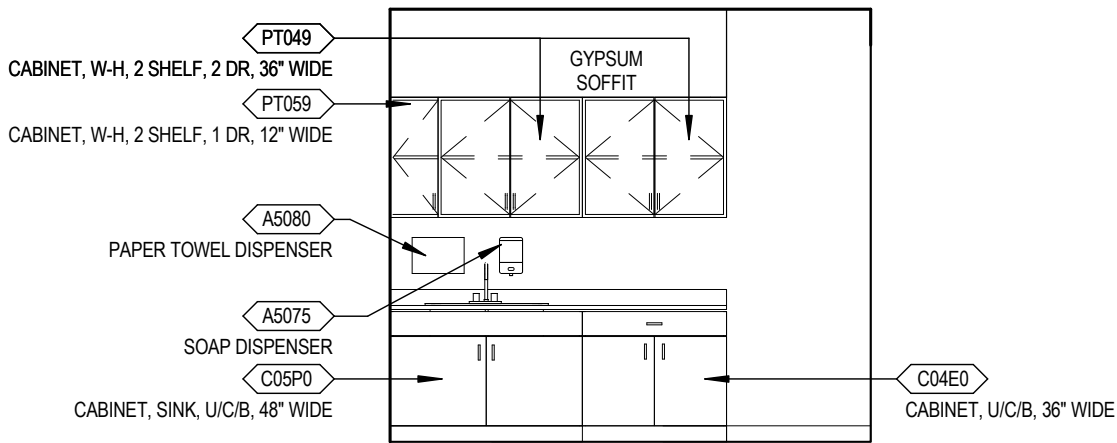
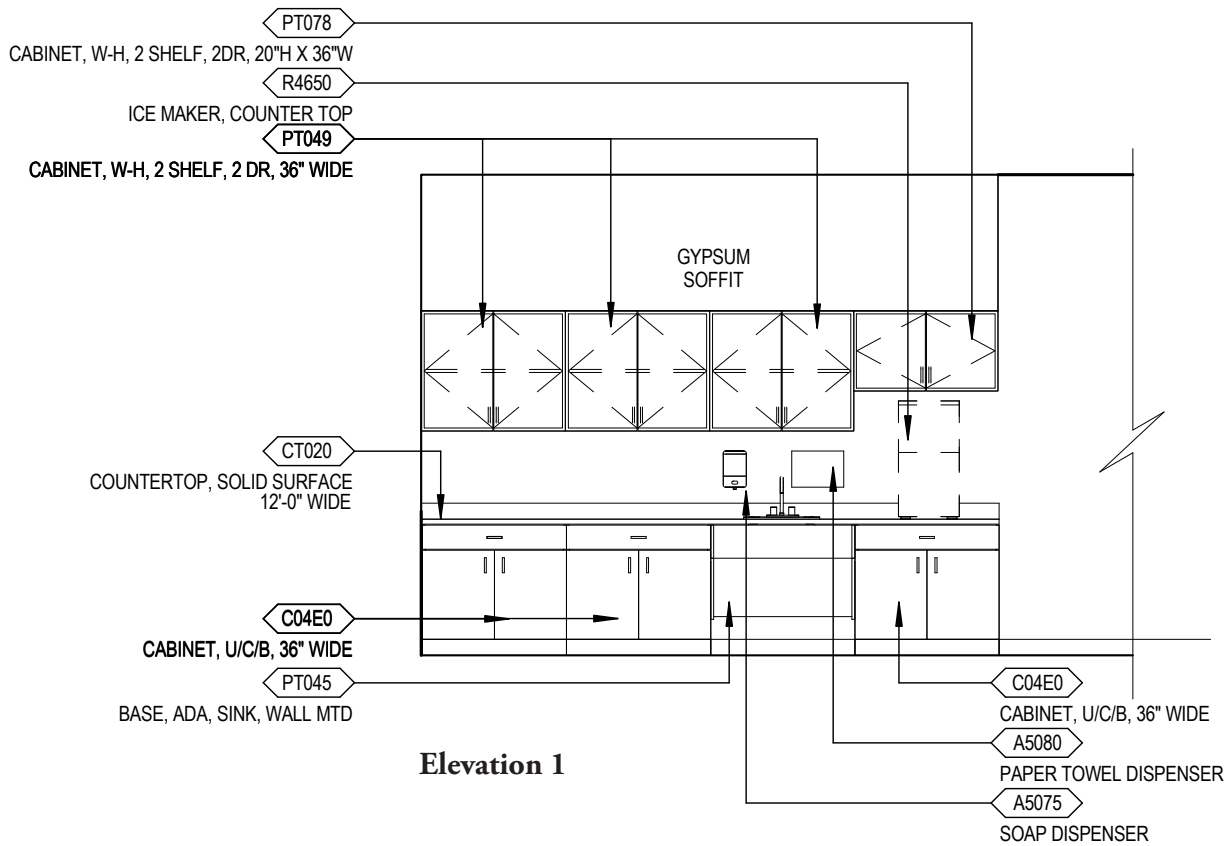
SCALE: 1/8" = 1'-0"



## Polytrauma Rehabilitation Center • Inpatient Unit Reflected Ceiling Plan

NOTE: Guide plates are graphical representations of selected room types, illustrating the integration of space, components, systems, and equipment. They provide typical configurations and general technical guidance, and are not intended to be project specific. Specific infrastructure design requirements are contained in VA Design Manuals and Space Planning Criteria located in the VA Technical Information Library.

# Dining Room(PRD01); Kitchen, OT Training(IPK01)



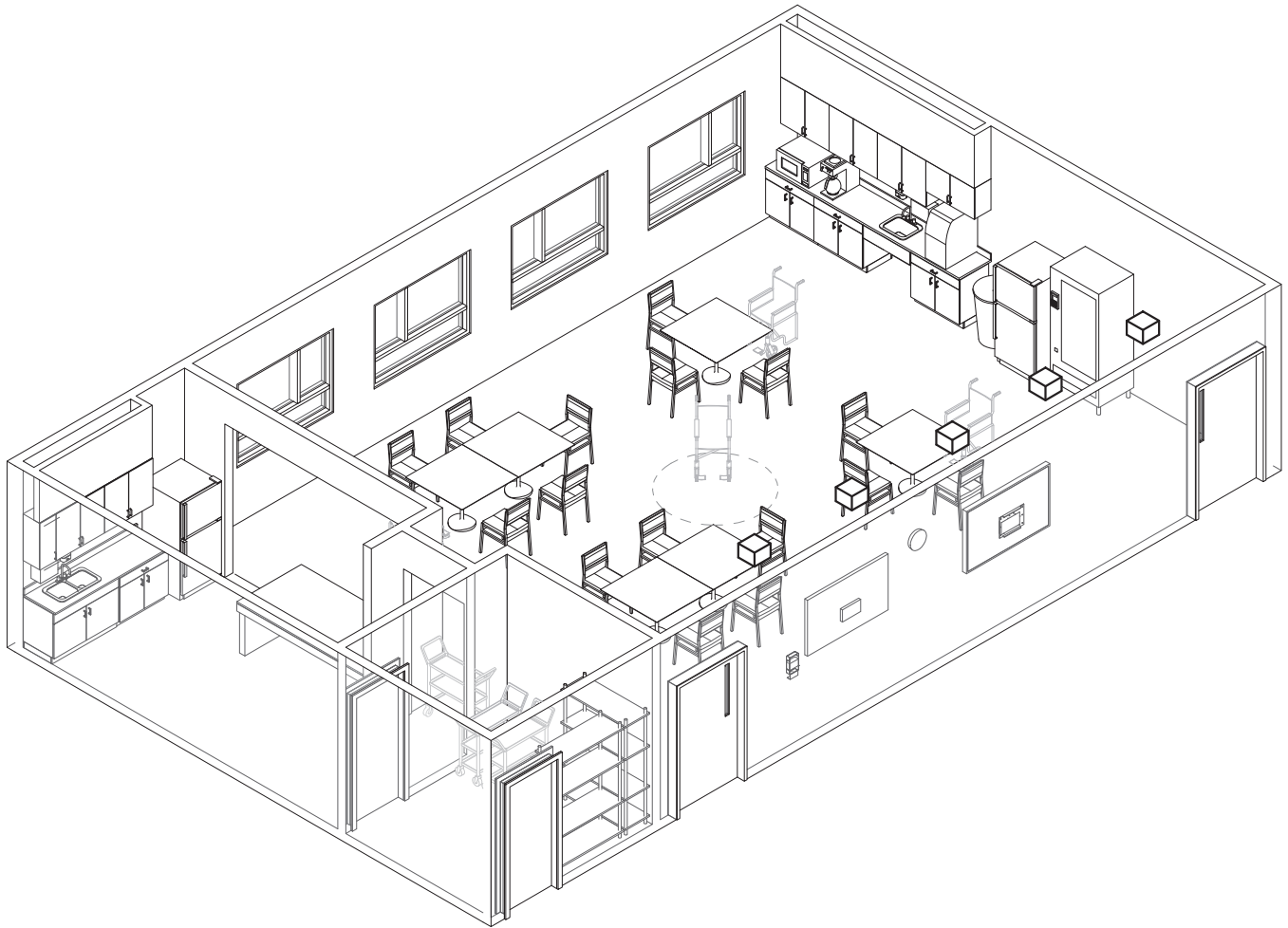
SCALE: 1/4" = 1'-0"



**Polytrauma Rehabilitation Center • Inpatient Unit**  
**Elevation(s)**

NOTE: Guide plates are graphical representations of selected room types, illustrating the integration of space, components, systems, and equipment. They provide typical configurations and general technical guidance, and are not intended to be project specific. Specific infrastructure design requirements are contained in VA Design Manuals and Space Planning Criteria located in the VA Technical Information Library.

# Dining Room (PRD01); Storage, Food Pantry (SRE01); Kitchen, OT Training (IPK01)

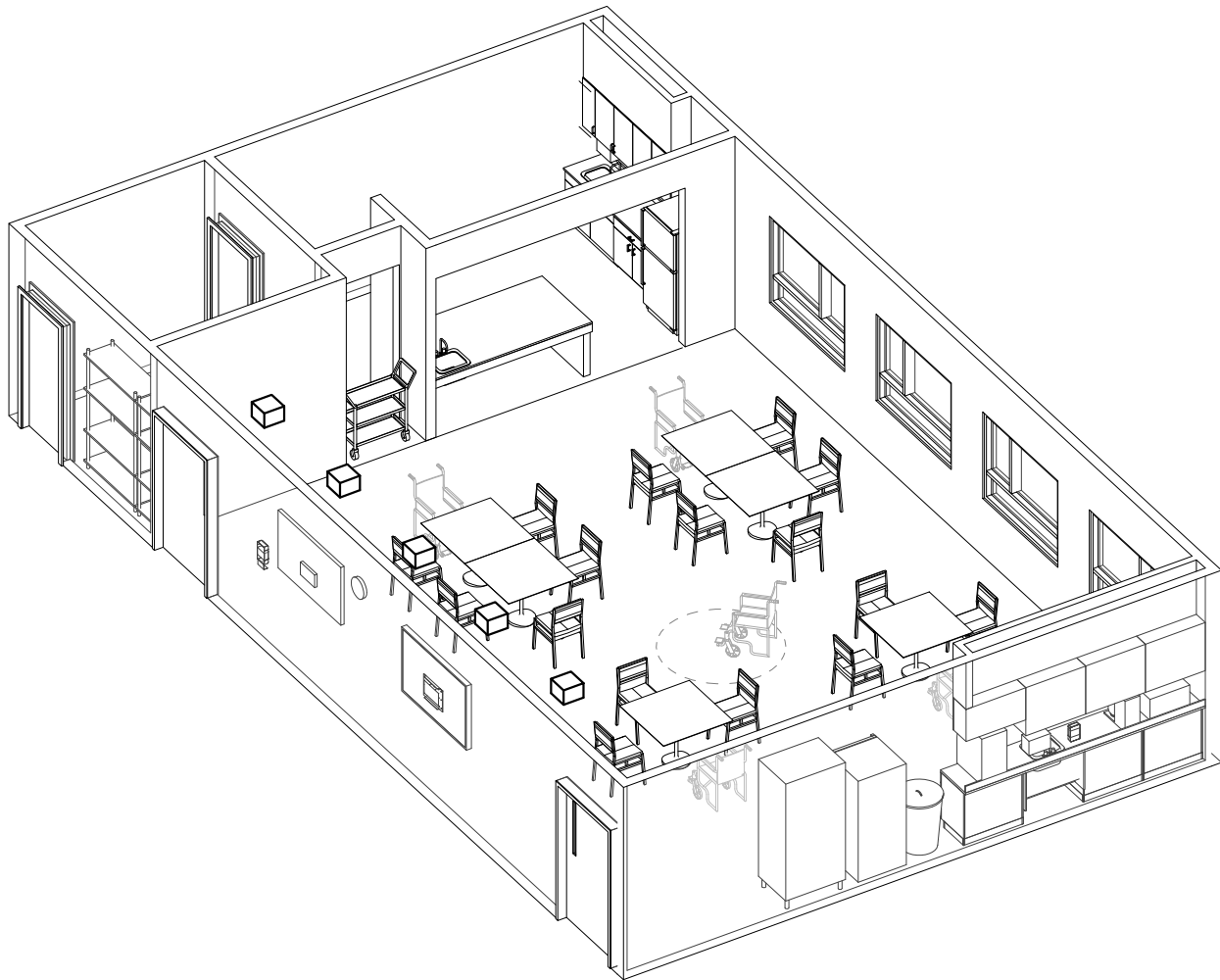


## Polytrauma Rehabilitation Center • Inpatient Unit Room/Equipment Isometric

NOTE: Guide plates are graphical representations of selected room types, illustrating the integration of space, components, systems, and equipment. They provide typical configurations and general technical guidance, and are not intended to be project specific. Specific infrastructure design requirements are contained in VA Design Manuals and Space Planning Criteria located in the VA Technical Information Library.

---

# Dining Room (PRD01); Storage, Food Pantry (SRE01); Kitchen, OT Training (IPK01)



---

## Polytrauma Rehabilitation Center • Inpatient Unit Room/Equipment Isometric

NOTE: Guide plates are graphical representations of selected room types, illustrating the integration of space, components, systems, and equipment. They provide typical configurations and general technical guidance, and are not intended to be project specific. Specific infrastructure design requirements are contained in VA Design Manuals and Space Planning Criteria located in the VA Technical Information Library.

---

# Dining Room (PRD01)

## Room Data Sheet

ARCHITECTURAL	
Ceiling	Acoustical Ceiling Tile
Ceiling Height	10'-0"
Wall Finish	Mold Resistant Gypsum Wallboard / Paint / Wall Covering
Base	Profile Base
Floor Finish	Solid Vinyl Floor Tile
Door	4'-0" x 7'-0", Wood or Metal pair, Tempered Glass, Push Plates
Hardware	12G
Noise (STC Rating)	40 Slab
Depression	None Special
Construction	Solid surface counter with drop-in sink, wall hung cabinets, and base cabinets

HVAC	
Dry Bulb Temp Cooling	75° F (24° C)
Dry Bulb Temp Heating:	70° F (21° C)
Minimum Outside Air:	2 Air Changes/Hr
100% Exhaust Air	—
Noise Criteria	NC40
Relative Humidity/Cooling:	60%
Relative Humidity/Heating	20%
Minimum Air Changes/Hr.	6
Room Pressure	Neutral
AC Load Lights	As Required
AC Load Equipment	As Required
Number of People	20

LIGHTING	
General:	
1. 2'x4' Direct/Indirect Light fixture, linear prismatic fully frosted acrylic lens with F32T8 lamps, 3500 °K, CRI = 70	
2. Wallwash light fixture	
3. Under Cabinet Light	
4. Provides Ballasts per Fixture for Desired Switching Configuration	
4. Lighting Level: 50fc	

COMMUNICATIONS	
Patient Monitor	
Nurse Call	Yes
Security/Duress	
CCTV	
Telephone	Yes
Pub Address	
Radio	
Data	Yes
Panic Call	
Battery Operated Clock	Yes
Intercom (Phone)	
Staff Assist	Yes

POWER	
General	Yes
Special	
Emergency	Yes

PLUMBING AND MEDICAL GASES	
Cold Water	Yes
Hot Water	Yes
Laboratory Air	
Laboratory Vacuum	
Sanitary/Vent	Yes
Medical Air	
Medical Vacuum	
Oxygen	
Nitrous Oxide	
Nitrogen	
Anesthesia Evac	

# Storage, Food Pantry (SRE01)

## Room Data Sheet

ARCHITECTURAL	
Ceiling	Acoustical Ceiling Tile
Ceiling Height	8'-0"
Wall Finish	Gypsum Wallboard / Paint /Wall Guards and Bumper Guards
Base	Resilient Base
Floor Finish	Solid Vinyl Floor Tile
Door	3'-0" x 7'-0", Wood or Metal
Hardware	4F
Noise (STC Rating)	40 Slab
Depression	None Special
Construction	

COMMUNICATIONS	
Patient Monitor	
Nurse Call	
Security/Duress	
CCTV	
Telephone	
Pub Address	
Radio	
Data	
Panic Call	
Battery Operated Clock	
Intercom (Phone)	
Staff Asssit	

HVAC	
Dry Bulb Temp Cooling	75° F (24° C)
Dry Bulb Temp Heating:	70° F (21° C)
Minimum Outside Air:	N/A
100% Exhaust Air	—
Noise Criteria	NC40
Relative Humidity/Cooling:	60%
Relative Humidity/Heating	20%
Minimum Air Changes/Hr.	4
Room Pressure	Neutral
AC Load Lights	As Required
AC Load Equipment	As Required
Number of People	1

POWER	
General	Yes
Special	
Emergency	

LIGHTING	
General:	
1. 2'x4' Fluorescent Light Fixture, Acrylic, Prismatic Lens with F32T8 Lamps, 3500 °K, CRI = 70	
2. Lighting Level: 50fc	

PLUMBING AND MEDICAL GASES	
Cold Water	
Hot Water	
Laboratory Air	
Laboratory Vacuum	
Sanitary/Vent	
Medical Air	
Medical Vacuum	
Oxygen	
Nitrous Oxide	
Nitrogen	
Anesthesia Evac	



# Kitchen, OT Training (IPK01)

## Room Data Sheet

ARCHITECTURAL	
Ceiling	Acoustical Ceiling Tile
Ceiling Height	8'-0"
Wall Finish	Gypsum Wallboard / Paint
Base	Resilient Base
Floor Finish	Solid Vinyl Floor Tile
Door	3'-0" x 7'-0", Wood or Metal
Hardware	4J
Noise (STC Rating)	40 Slab
Depression	None Special
Construction	Stainless steel counter with drop-in sink, solid surface counter with drop-in sink, wall hung cabinets, and base cabinets

HVAC	
Dry Bulb Temp Cooling	75° F (24° C)
Dry Bulb Temp Heating:	70° F (21° C)
Minimum Outside Air:	2 Air Changes/Hr
100% Exhaust Air	-
Noise Criteria	NC40
Relative Humidity/Cooling:	60%
Relative Humidity/Heating	N/A
Minimum Air Changes/Hr.	6
Room Pressure	Negative (-)
AC Load Lights	As Required
AC Load Equipment	As Required
Number of People	4

LIGHTING	
General:	
1. 2'x4' Fluorescent Light Fixture, Acrylic, Prismatic Lens with F32T8 Lamps, 3500 °K, CRI = 70	
2. Provides ballasts per fixture for desired switching configuration	
3. Under cabinet light	
4. Lighting level: 50fc	

COMMUNICATIONS	
Patient Monitor	
Nurse Call	Yes
Security/Duress	
CCTV	
Telephone	Yes
Pub Address	
Radio	
Data	Yes
Panic Call	
Battery Operated Clock	
Intercom (Phone)	
Staff Assist	Yes

POWER	
General	Yes
Special	
Emergency	Yes

PLUMBING AND MEDICAL GASES	
Cold Water	Yes
Hot Water	Yes
Laboratory Air	
Laboratory Vacuum	
Sanitary/Vent	Yes
Medical Air	
Medical Vacuum	
Oxygen	
Nitrous Oxide	
Nitrogen	
Anesthesia Evac	

# Dining Room (PRD01)

## Equipment List

JSN	NAME	QTY	AI	DESCRIPTION
A5075	Dispenser, Soap, Disposable	1	V / V	Disposable soap dispenser. One-handed dispensing operation. Designed to accommodate disposable soap cartridge and valve.
A5077	Dispenser, Hand Sanitizer, Hands-Free	1	C / C	A touch free wall-mounted hand sanitizer dispenser. For use throughout a healthcare facility. Unit does not include the sanitizing liquid. Units are battery operated.
A5080	Dispenser, Paper Towel, SS, Surface Mounted	1	C / C	A surface mounted, satin finish stainless steel, single-fold, paper towel dispenser. Dispenser features: tumbler lock; front hinged at bottom; and refill indicator slot. Minimum capacity 400 single-fold paper towels. For general purpose use throughout the facility.
A5212	Bracket, Television, Wall-Mounted, Tilt/Angle	2	C / C	A wall mounted, tilt/angled TV bracket for 37" to 80" TVs. Mount will be a universal and VESA compliant unit with a load capacity of up to 130 lbs.
A5220	Bracket, Television, Wall Backing	2	C / C	Wall mounted television bracket backing which provides additional support and strength for the installation of the television bracket. Option available for interior or exterior plate and sized for 12" 16" or 24" stud spacing.
CS250	Sink, SS, Single Compartment, 6x12x9 ID	1	C / C	Single compartment stainless steel sink, drop-in, self-rimming, ledge-type, connected with a drain and provided with a mixing faucet. It shall also be provided with pre-punched fixture holes on 4" center, integral back ledge to accommodate deck-mounted fixtures, brushed/polished interior and top surfaces, and sound deadened. Recommended for use in suspended or U/C/B sink cabinets having a high plastic laminate or Chemsurf laminate countertop/work surface. For general purpose use throughout the facility.
CT020	Countertop, Solid Surface	AR	C / C	A solid, nonporous countertop with a smooth seamless appearance. Easy to clean and maintain and with proper cleaning does not support the growth of mold. An acrylic-based solid surface product. Standard thickness of 1", and a 4" butt backsplash/curb. Also referred to as a work surface or work top. Available in a choice of colors and depths. Used in lab and other hospital areas requiring optimum physical and chemical resisting properties.
C03E0	Cabinet, U/C/B, 1 Shelf, 1 Drawer, 2 DO, 36x30x22	2	C / C	Standing height under counter base cabinet with an adjustable shelf and a full width drawer above solid hinged doors. Also referred to as a combination cabinet or a drawer and cupboard cabinet. For general purpose use throughout the facility.
F0225	Chair, Dining Room	AR	V / V	Dining room chair with glides. Chair has straight legs with cushioned cloth or vinyl seat.
F2020	Can, Trash, 44 Gallon	1	V / V	Forty four (44) gallon trash can, 32" high X 24" diameter, with lid. Used to collect and transport refuse from a point of origin to point of disposal (example: from soiled utility or a nursing unit to the trash compactor at housekeeping).

# Dining Room (PRD01)

## Equipment List

F3200	Clock, Battery, 12" Diameter	1	V / V	Clock, 12" diameter. Round surface, easy to read numbers with sweep second hand. Wall mounted unit for use when impractical to install a fully synchronized clock system. Battery operated, (batteries not included).
K1552	Brewer, Coffee, Auto, Elect, 3 Burner, Front/Back	1	V / V	Space saving front to back automatic coffee maker. This unit includes a heating tank, connection for a cold water supply, decanter service with three burners, funnel and a water flow controller. The unit is used for semi-automatic coffee brewing in cafeterias and commercial institutions. The unit automatically shuts off the water flow when enough has passed through to fill the pot. The unit is normally provided plumbed with a hot water faucet to the side for making other hot drinks (tea, cider, cocoa, etc.). The database height dimension does not include the clearance for coffee decanters warming on the upper burners.
K4665	Oven, Microwave, Consumer	1	V / V	Counter mounted microwave oven for average duty use. The exterior cabinet can be metal or heavy duty impact resistant plastic. The oven delivers instant energy for rapid heating, defrosting or prime cooking. The oven has touch pad controls, digital timer, power level selector and preprogrammed selectors for commonly cooked items. This oven is commonly found in staff lounges.
M0512	Television, HDTV, Large Screen, 60"	2	V / V	A high definition (HDTV) multimedia, slim design, 60"W to 65"W color television. The TV will have a 16.9 wide screen aspect ratio with full HD 1080p resolution and HDMI connections. TV may be LED, Plasma or LCD. TV will include a stand.
PT003	Table, Dining, Adjustable Height	AR	V / V	
PT045	Base, ADA Sink	1	C / C	
R4650	Ice Maker, Flaked, With Dispenser	1	C / C	Ice maker dispenser approximately 71" H x 19"D x 24"W. This unit provides flaked ice and cooled water automatically. The unit has a daily capacity up to 650 pounds and a 100 pound capacity stainless steel storage compartment with water station. It is a freestanding, automatic load ice dispenser for food service and healthcare use. The unit is used in healthcare institutions and various commercial food service operations for dispensing ice.

## Storage, Food Pantry (SRE01)

### Equipment List

JSN	NAME	QTY	AI	DESCRIPTION
M2070	Shelving, Storage, 77hx36wx18d	AR	V / V	Storage shelving unit approximately 77" H X 36" W X 18" D. Corrosion resistant baked enamel, galvanized or stainless steel open unit with adjustable shelves. The closed version is also available. For use in the storage room.

## Kitchen, OT Training (IPK01)

### Equipment List

JSN	NAME	QTY	AI	DESCRIPTION
A5075	Dispenser, Soap, Disposable	2	V / V	Disposable soap dispenser. One-handed dispensing operation. Designed to accommodate disposable soap cartridge and valve.
A5080	Dispenser, Paper Towel, SS, Surface Mounted	2	C / C	A surface mounted, satin finish stainless steel, single-fold, paper towel dispenser. Dispenser features: tumbler lock; front hinged at bottom; and refill indicator slot. Minimum capacity 400 single-fold paper towels. For general purpose use throughout the facility.
A6135	Shutter, Roll, CRS, With Hood	1	C / C	Coiling counter shutters require very little headroom and side room and can be easily concealed in the surrounding structure. These units are used for small openings or openings above counter tops. They are designed primarily for security and are available in aluminum, stainless steel or painted galvanized steel. Counter shutters can be operated manually (push-up), hand cranked or motorized. Nominal size used for pricing, 48" high x 120" wide.
CS230	Sink, SS, Double Compartment, 10x14x16 ID	1	C / C	Double compartment stainless steel sink, drop-in, self-rimming, ledge-type, connected with a drain and provided with a mixing faucet. It shall also be provided with pre-punched fixture holes on 4" center, integral back ledge to accommodate deck-mounted fixtures, brushed/polished interior and top surfaces, and sound deadened. Recommended for use in suspended or U/C/B sink cabinets having a high plastic laminate or Chemsurf laminate countertop/work surface. Coordinate actual outside sink dimensions with the actual clear dimension of cabinet specified to ensure that they are compatible. For general purpose use throughout the facility.
CS250	Sink, SS, Single Compartment, 6x12x9 ID	1	C / C	Single compartment stainless steel sink, drop-in, self-rimming, ledge-type, connected with a drain and provided with a mixing faucet. It shall also be provided with pre-punched fixture holes on 4" center, integral back ledge to accommodate deck-mounted fixtures, brushed/polished interior and top surfaces, and sound deadened. Recommended for use in suspended or U/C/B sink cabinets having a high plastic laminate or Chemsurf laminate countertop/work surface. For general purpose use throughout the facility.

# Kitchen, OT Training (IPK01)

## Equipment List

CT020	Countertop, Solid Surface	AR	C / C	A solid, nonporous countertop with a smooth seamless appearance. Easy to clean and maintain and with proper cleaning does not support the growth of mold. An acrylic-based solid surface product. Standard thickness of 1", and a 4" butt backsplash/curb. Also referred to as a work surface or work top. Available in a choice of colors and depths. Used in lab and other hospital areas requiring optimum physical and chemical resisting properties.
CT050	Countertop, Stainless Steel	AR	C / C	Stainless steel countertop (composition of heavy-gauge Type No. 304 stainless steel) having a smooth satin finish and integral 4" backsplash/curb. Also referred to as a corrosion-resistant steel work surface or work top. Available in various depths. Used in areas where excellent ease of cleaning, abrasion resistance, bacteria resistance, impact resistance, load capacity and moisture resistance, are of concern. Pricing based upon a 24" depth.
C04E0	Cabinet, U/C/B, 1 Shelf, 1 Drawer, 2 DO, 36x36x22	1	C / C	Standing height under counter base cabinet with an adjustable shelf and a full width drawer above solid hinged doors. Also referred to as a combination cabinet or a drawer and cupboard cabinet. For general purpose use throughout the facility.
C05P0	Cabinet, Sink, U/C/B, 2 Door, 36x48x22	1	C / C	Standing height under counter base sink cabinet with solid hinged doors. Also referred to as a double-door sink cabinet. For general purpose use throughout the facility where a sink is to be used. Coordinate actual clear cabinet dimension with the actual outside dimension of sink that is specified to ensure that they are compatible.
PT049	Cabinet, Wall Hung, 2 Shelf, 2 Door, 36"	2	C / C	
PT059	Cabinet, Wall Hung, 2 Shelf, 1 Door, 12" x 30"	1	C / C	
P2100	Disposal, Garbage, 2 HP Motor	1	C / C	Garbage disposal. A two (2) horsepower versatile waste disposal unit suitable for facilities where 500 to 1000 meals are prepared and served daily. Requires eight (8) gallons per minute water flow rate, and outlet flange tapped for a two (2) inch pipe. Unit will have a manual reversing switch and shall comply with MIL SPEC No. MIL-G-15840. Multiple electrical configurations are available.
R7000	Refrigerator, 14 Cubic Feet	1	V / V	This is a 14 Cubic Foot frostless top mount refrigerator/freezer approximately 64" H x 28" W x 29" D. Combination unit that is used in households or other areas where general purpose storage of perishable items is required.

---

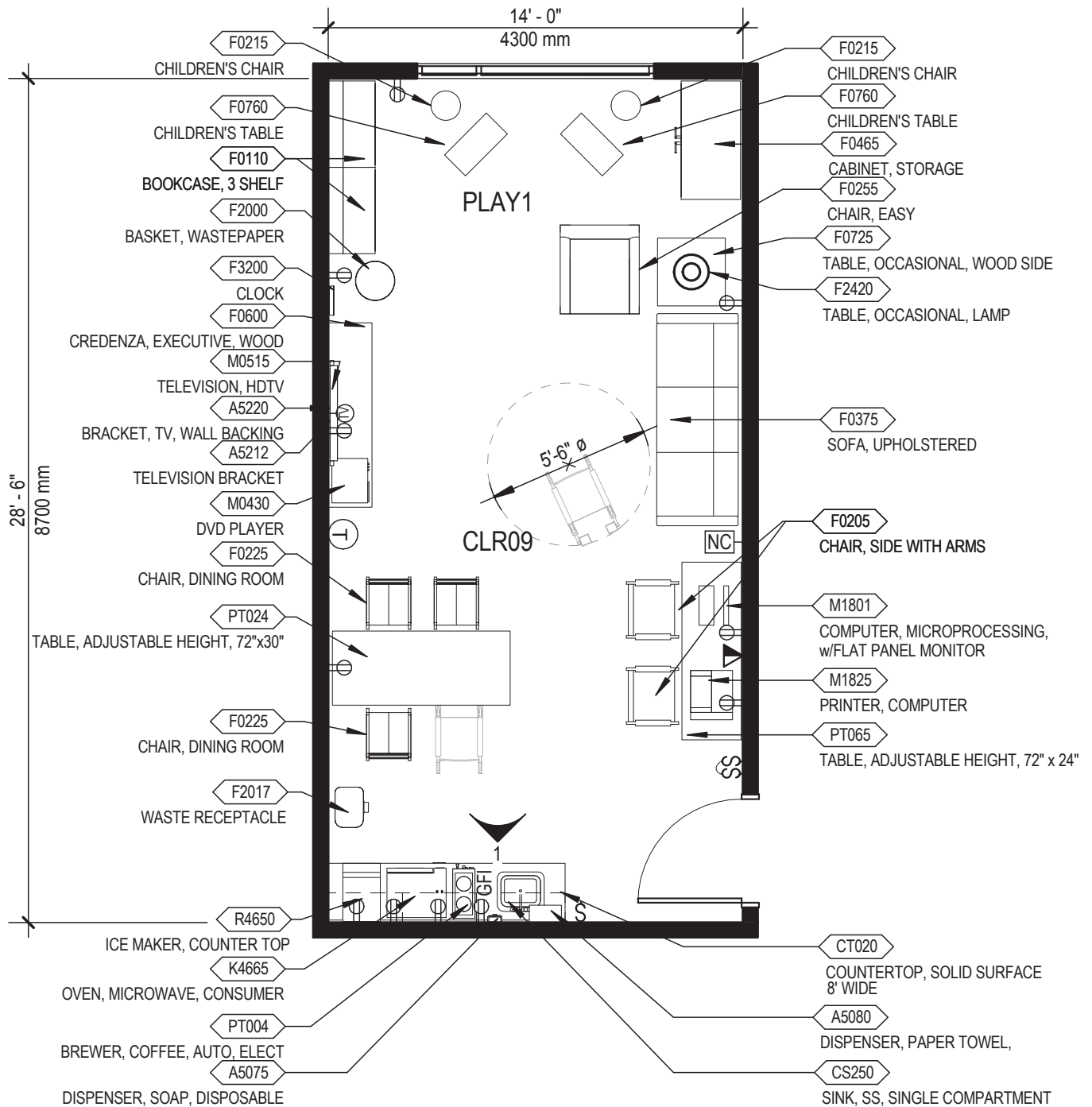
## 4.2.5 Multipurpose Room, Family Wellness (CLR09); Playroom (PLAY1)

### **Function:**

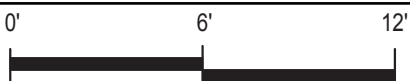
This room functions as an activity room for patients and family to interact and socialize outside of the patient room. Due to the average length of stay and complexity of the injury of the polytrauma patient, this room serves a respite space and a quiet area for table top activities (card games, puzzles, board games), movies, or special events as well as educational activities for children. This room compliments the active dining and gaming areas on the unit.

See drawings on the next page(s).

# Multipurpose Room, Family Wellness (CLR09); Playroom (PLAY1)



SCALE: 3/16" = 1'-0"

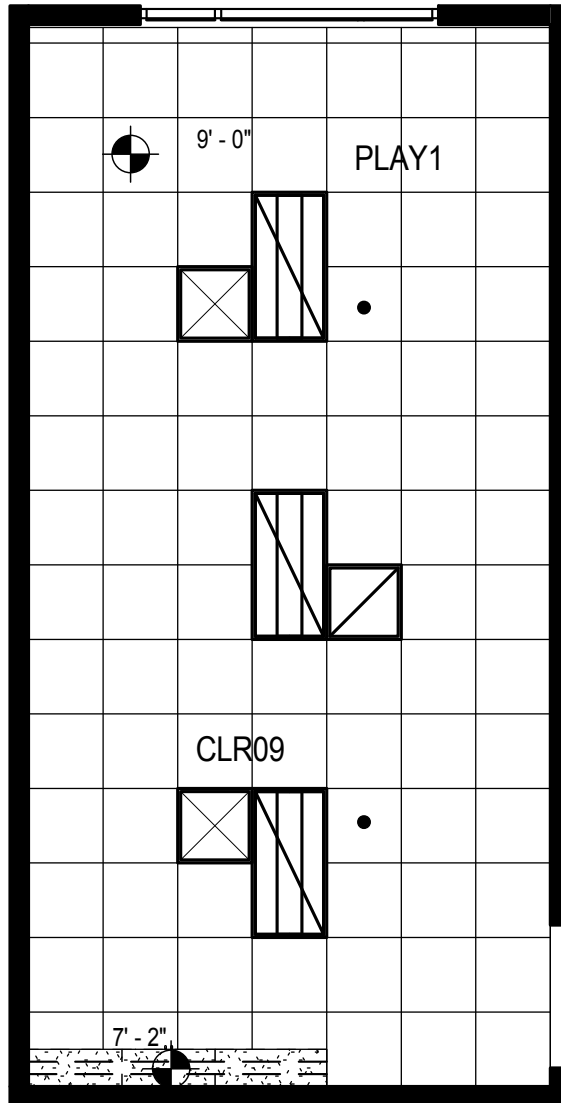


## Polytrauma Rehabilitation Center • Inpatient Unit Floor/Equipment Plan (400 NSF/37.2 NSM; 80 NSF/7.4 NSM)

NOTE: Guide plates are graphical representations of selected room types, illustrating the integration of space, components, systems, and equipment. They provide typical configurations and general technical guidance, and are not intended to be project specific. Specific infrastructure design requirements are contained in VA Design Manuals and Space Planning Criteria located in the VA Technical Information Library.



# Multipurpose Room, Family Wellness (CLR09); Playroom (PLAY1)



SCALE: 3/16" = 1'-0"

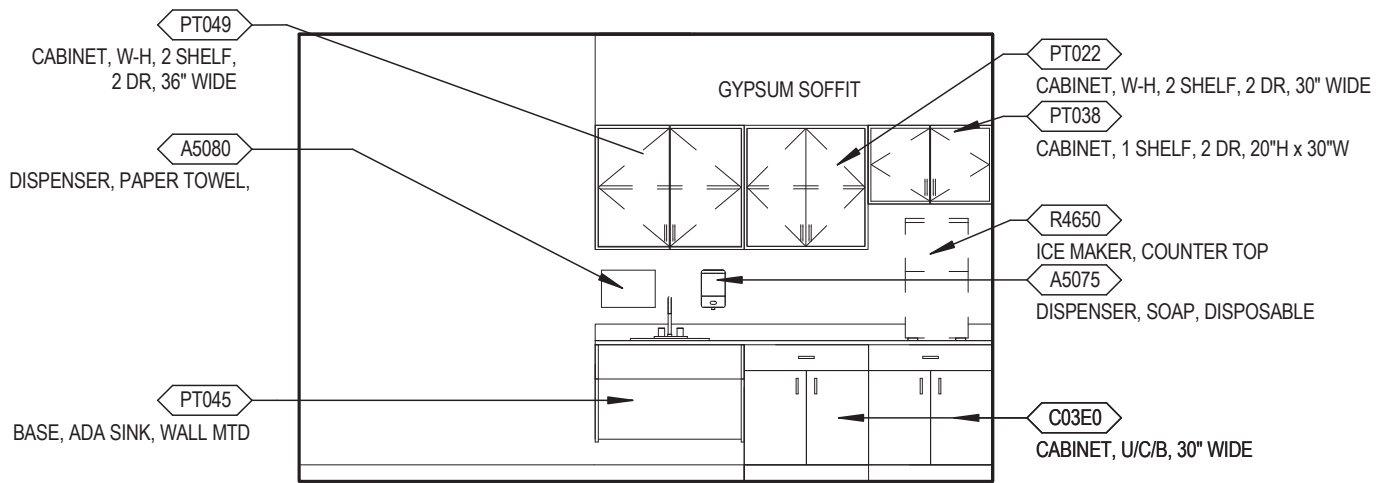


**Polytrauma Rehabilitation Center • Inpatient Unit  
Reflected Ceiling Plan**

NOTE: Guide plates are graphical representations of selected room types, illustrating the integration of space, components, systems, and equipment. They provide typical configurations and general technical guidance, and are not intended to be project specific. Specific infrastructure design requirements are contained in VA Design Manuals and Space Planning Criteria located in the VA Technical Information Library.



# Multipurpose Room, Family Wellness (CLR09); Playroom (PLAY1)



**Elevation 1**

SCALE: 1/4" = 1'-0"



**Polytrauma Rehabilitation Center • Inpatient Unit  
Elevation(s)**

NOTE: Guide plates are graphical representations of selected room types, illustrating the integration of space, components, systems, and equipment. They provide typical configurations and general technical guidance, and are not intended to be project specific. Specific infrastructure design requirements are contained in VA Design Manuals and Space Planning Criteria located in the VA Technical Information Library.

# Multipurpose Room, Family Wellness (CLR09)

## Room Data Sheet

ARCHITECTURAL	
Ceiling	Acoustical Ceiling Tile
Ceiling Height	9'-0"
Wall Finish	Gypsum Wallboard / Paint
Base	Resilient Base
Floor Finish	Solid Vinyl Floor Tile or Carpet Tile
Door	3'-6" x 7'-0", Wood or Metal
Hardware	4E
Noise (STC Rating)	45 Slab-to-slab construction
Depression	None Special
Construction	Solid Surface counter with drop-in sink, wall hung cabinets, and base cabinets

COMMUNICATIONS	
Patient Monitor	
Nurse Call	Yes
Security/Duress	
CCTV	
Telephone	Yes
Pub Address	
Radio	
Data	Yes
Panic Call	
Battery Operated Clock	Yes
Intercom (Phone)	
Staff Assist	

HVAC	
Dry Bulb Temp Cooling	75° F (24° C)
Dry Bulb Temp Heating:	70° F (21° C)
Minimum Outside Air:	2 Air Changes/HR
100% Exhaust Air	—
Noise Criteria	NC40
Relative Humidity/Cooling:	60%
Relative Humidity/Heating	20%
Minimum Air Changes/Hr.	4
Room Pressure	Neutral
AC Load Lights	As Required
AC Load Equipment	As Required
Number of People	8

POWER	
General	Yes
Special	
Emergency	Yes

LIGHTING	
General:	
1. 2'x4' Direct/Indirect Light fixture, Linear prismatic fully frosted acrylic lens with F32T8 lamps, 3500 °K, CRI = 70	
2. Under cabinet light	
3. Table Lamp	
4. Provides ballasts per fixture for desired switching configuration	
5. Lighting Level: 50fc	

PLUMBING AND MEDICAL GASES	
Cold Water	Yes
Hot Water	Yes
Laboratory Air	
Laboratory Vacuum	
Sanitary/Vent	Yes
Medical Air	
Medical Vacuum	
Oxygen	
Nitrous Oxide	
Nitrogen	
Anesthesia Evac	

# Multipurpose Room, Family Wellness (CLR09)

## Equipment List

JSN	NAME	QTY	AI	DESCRIPTION
A5075	Dispenser, Soap, Disposable	1	V / V	Disposable soap dispenser. One-handed dispensing operation. Designed to accommodate disposable soap cartridge and valve.
A5080	Dispenser, Paper Towel, SS, Surface Mounted	1	C / C	A surface mounted, satin finish stainless steel, single-fold, paper towel dispenser. Dispenser features: tumbler lock; front hinged at bottom; and refill indicator slot. Minimum capacity 400 single-fold paper towels. For general purpose use throughout the facility.
A5212	Bracket, Television, Wall-Mounted, Tilt/Angle	1	C / C	A wall mounted, tilt/angled TV bracket for 37" to 80" TVs. Mount will be a universal and VESA compliant unit with a load capacity of up to 130 lbs.
A5220	Bracket, Television, Wall Backing	1	C / C	Wall mounted television bracket backing which provides additional support and strength for the installation of the television bracket. Option available for interior or exterior plate and sized for 12" 16" or 24" stud spacing.
C03E0	Cabinet, U/C/B, 1 Shelf, 1 Drawer, 2 DO, 36x30x22	2	C / C	Standing height under counter base cabinet with an adjustable shelf and a full width drawer above solid hinged doors. Also referred to as a combination cabinet or a drawer and cupboard cabinet. For general purpose use throughout the facility.
CS250	Sink, SS, Single Compartment, 6x12x9 ID	AR	C / C	Single compartment stainless steel sink, drop-in, self-rimming, ledge-type, connected with a drain and provided with a mixing faucet. It shall also be provided with pre-punched fixture holes on 4" center, integral back ledge to accommodate deck-mounted fixtures, brushed/polished interior and top surfaces, and sound deadened. Recommended for use in suspended or U/C/B sink cabinets having a high plastic laminate or Chemsurf laminate countertop/work surface. For general purpose use throughout the facility.
CT020	Countertop, Solid Surface	AR	C / C	A solid, nonporous countertop with a smooth seamless appearance. Easy to clean and maintain and with proper cleaning does not support the growth of mold. An acrylic-based solid surface product. Standard thickness of 1", and a 4" butt backsplash/curb. Also referred to as a work surface or work top. Available in a choice of colors and depths. Used in lab and other hospital areas requiring optimum physical and chemical resisting properties.

# Multipurpose Room, Family Wellness (CLR09)

## Equipment List

F0110	Bookcase, 3 Shelf	2	V / V	Freestanding open metal shelf book case, approximately 60" high X 36" wide X 18" deep with three (3) adjustable shelves and four (4) non-marking floor glides.
F0205	Chair, Side With Arms	2	V / V	Upholstered side chair, 32" high X 21" wide X 23" deep with arms, padded seats and padded backs. Seat height is a minimum of 17". Available with or without sled base.
F0225	Chair, Dining Room	3	V / V	Dining room chair with glides. Chair has straight legs with cushioned cloth or vinyl seat.
F0255	Chair, Easy	1	V / V	Easy chair approximately 35" high X 28" wide X 32" deep with arms and floor glides. Arms, back and seat are foam padded and upholstered in woven textile fabric or vinyl.
F0375	Sofa, Upholstered	1	V / V	Executive sofa with woven fabric textile or vinyl upholstery, foam padded arms, steel spring and foam rubber backs and seats, and floor glides.
F0600	Credenza, Executive, Wood	1	V / V	Executive credenza with two (2) box drawers, two (2) file drawers, a center closed storage area with adjustable shelf and floor glides.
F0725	Table, Occasional, Executive, Wood	1	V / V	Executive chairside table, approximately 21" high X 26" wide X 20" deep. Used as an occasional table in an executive suite.
F2017	Waste Receptacle, 24 GAL	1	V / V	Rectangular steel waste receptacle with step-on lid and 24 gallon capacity. The receptacle is used to collect and temporarily store small quantities of paper refuse. Can be used in restrooms, patient areas, laboratories, pharmacies, etc.
F2420	Lamp, Table, With Shade	1	V / V	Table lamp, 27-34" high X 6" wide X 6" deep with linen shade. Convenience outlet required at point of use.
K4665	Oven, Microwave, Consumer	1	V / V	Counter mounted microwave oven for average duty use. The exterior cabinet can be metal or heavy duty impact resistant plastic. The oven delivers instant energy for rapid heating, defrosting or prime cooking. The oven has touch pad controls, digital timer, power level selector and preprogrammed selectors for commonly cooked items. This oven is commonly found in staff lounges.

# Multipurpose Room, Family Wellness (CLR09)

## Equipment List

M0430	Recorder/ Player, Digital, Video, DVD	1	V / V	Professional medical grade DVD video recorder/player. Approximately 5" high X 10" wide X 14" deep. Meets NTSC and PAL standards and employs MPEG2 video compression. Capable of high speed picture search, direct recording into available disc space and recording and playback on various DVD formats. Audio uses Dolby digital format. Convenience outlet required at point of use.
M0515	Television, HDTV	1	V / V	42" diagonal screen, high definition (HDTV) multimedia flat panel display television. The TV will have a 16:9 wide screen aspect ratio, a minimum of 1024 x 768 display resolution, NTSC tuner, built-in stereo speakers and surround sound.
M1801	Computer, Micro- processing, w/Flat Panel Monitor	1	V / V	Desk top microprocessing computer. The unit shall consist of a central processing mini tower, flat panel monitor, keyboard, mouse and speakers. The system shall have the following minimum characteristics: a 2.8 GHz Pentium processor; 512 MB memory; 80GB hard drive; 32/48x CD-ROMDVD combo; 1.44MB network interface card; video 32 MB NVIDIA; a 18 inch flat panel monitor. The computer is used throughout the facility to input, manipulate and retrieve information.
M1825	Printer, Computer	1	V / V	High resolution computer printer with a variety of type styles and sheet/envelope feeder trays. Database information reflects network ready, medium duty office style laser printers. Other types of printers (bubble jet, dot matrix, line or plotter) as well as light or heavy use capabilities are available.
R4650	Ice Maker, Flaked, With Dispenser	1	C / C	Ice maker dispenser approximately 71" H x 19"D x 24"W. This unit provides flaked ice and cooled water automatically. The unit has a daily capacity up to 650 pounds and a 100 pound capacity stainless steel storage compartment with water station. It is a freestanding, automatic load ice dispenser for food service and healthcare use. The unit is used in healthcare institutions and various commercial food service operations for dispensing ice.
PT004	Brewer, Coffee Maker, Single Brewer	1	V / V	

---

# Multipurpose Room, Family Wellness (CLR09)

## Equipment List

PT022	Cabinet, W-H, 2 Shelf, 2 Dr 30x30	1	V / V	
PT024	Table, Adjustable Height 72x30	1	V / V	
PT038	Cabinet, W-H, 1 Shelf, 2 DO, 20"x30""	1	C / C	
PT045	Base, ADA Sink	1	C / C	
PT049	Cabinet, Wall Hung, 2 Shelf, 2 Door, 36"	1	C / C	
PT065	Table, Work, Ht. Adjustable, 72 x 24	1	V / V	

# Playroom (PLAY1)

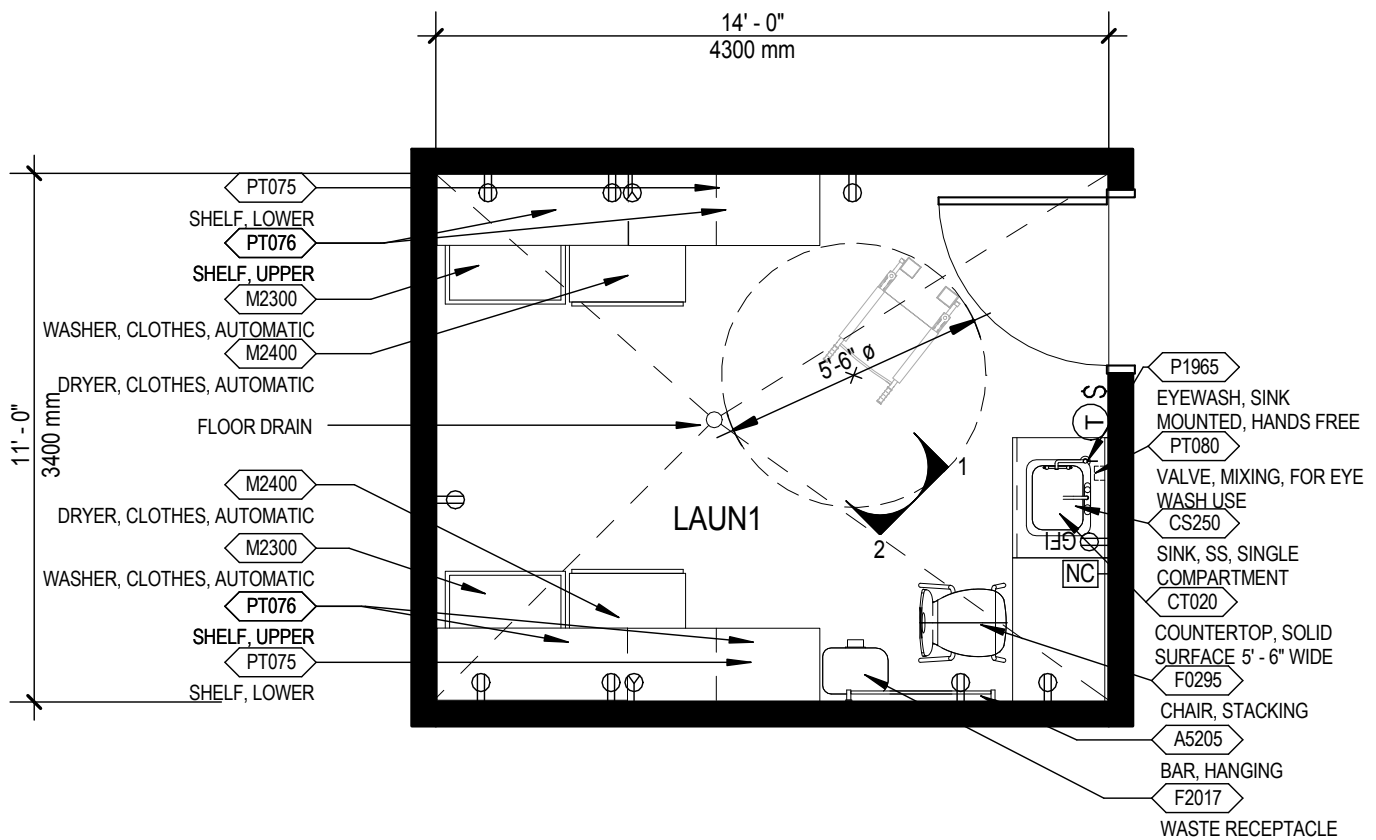
## Equipment List

JSN	NAME	QTY	AI	DESCRIPTION
F0215	Chair, Child's	2	V / V	Armless stacking chair scaled for use by children. Lightweight and available with a choice of different seat heights.
F0465	Cabinet, Storage, 2 Door, 5 Shelf	1	V / V	Storage cabinet, 78" high X 48" wide X 24" deep with two (2) doors and five (5) adjustable shelves.
F0760	Table, Child's	2	V / V	Child's table, approximately 25" high X 48" wide X 24" deep with floor glides. Table used for testing, observation, meals, education and play.
F2000	Basket, Wastepaper, Round, Metal	1	V / V	Round wastepaper basket, approximately 18" high X 16" diameter. This metal unit is used to collect and temporarily store small quantities of paper refuse in patient rooms, administrative areas and nursing stations.
F3200	Clock, Battery, 12" Diameter	1	V / V	Clock, 12" diameter. Round surface, easy to read numbers with sweep second hand. Wall mounted unit for use when impractical to install a fully synchronized clock system. Battery operated, (batteries not included).

## 4.2.6 Laundry Room, Patient (LAUN1)

### Function:

The laundry room functions as a resident space for patients and family members doing personal laundry. It also functions as an occupational therapy space teaching and evaluating patients on the tasks it takes to clean your clothing, fold the laundry and transport it back to their room.



SCALE: 1/4" = 1'-0"

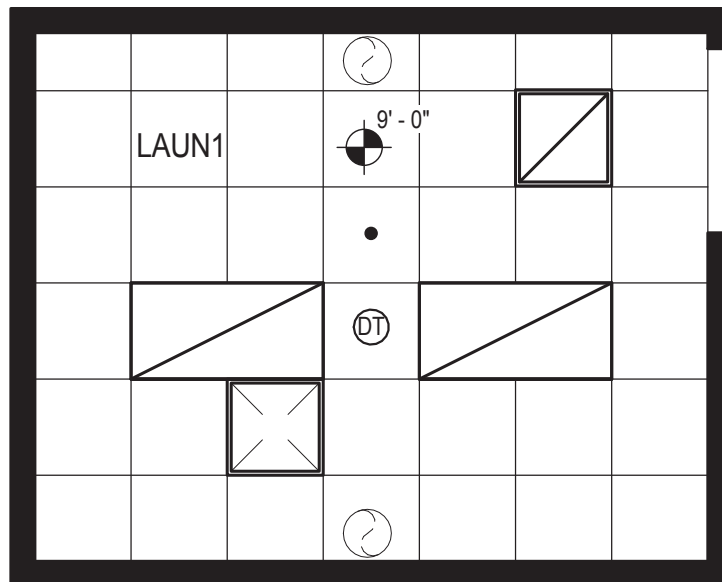


Polytrauma Rehabilitation Center • Inpatient Unit  
Floor/Equipment Plan (160 NSF/14.9 NSM)

NOTE: Guide plates are graphical representations of selected room types, illustrating the integration of space, components, systems, and equipment. They provide typical configurations and general technical guidance, and are not intended to be project specific. Specific infrastructure design requirements are contained in VA Design Manuals and Space Planning Criteria located in the VA Technical Information Library.



# Laundry Room, Patient (LAUN1)



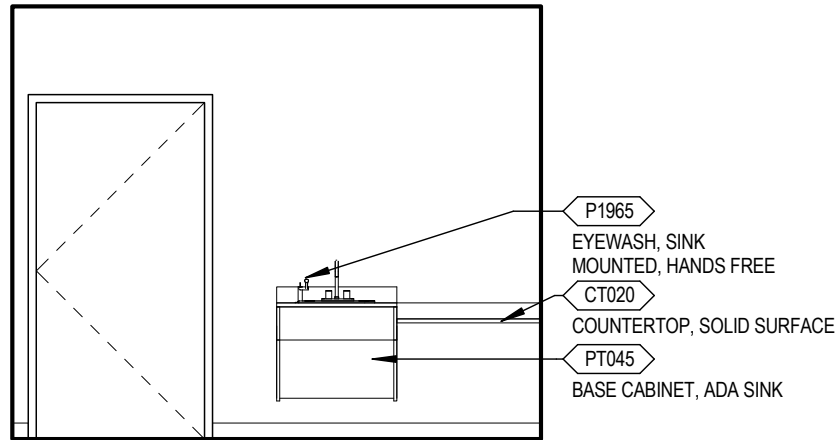
SCALE: 1/4" = 1'-0"



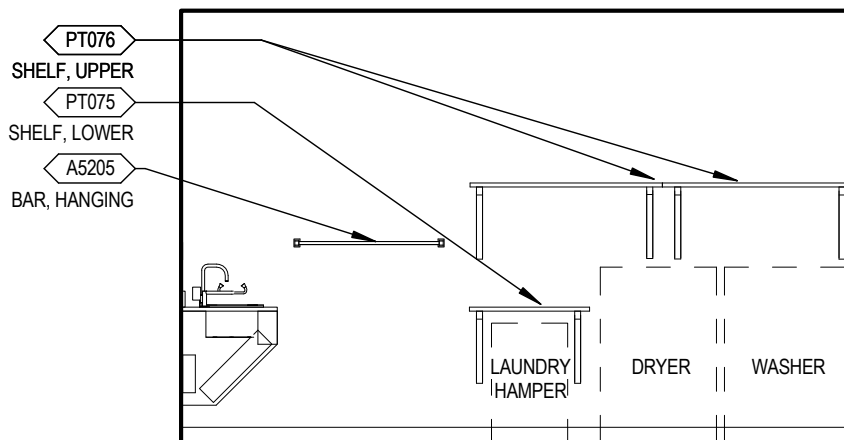
**Polytrauma Rehabilitation Center • Inpatient Unit  
Reflected Ceiling Plan**

NOTE: Guide plates are graphical representations of selected room types, illustrating the integration of space, components, systems, and equipment. They provide typical configurations and general technical guidance, and are not intended to be project specific. Specific infrastructure design requirements are contained in VA Design Manuals and Space Planning Criteria located in the VA Technical Information Library.

# Laundry Room, Patient (LAUN1)




**Elevation 1**



**Elevation 2**

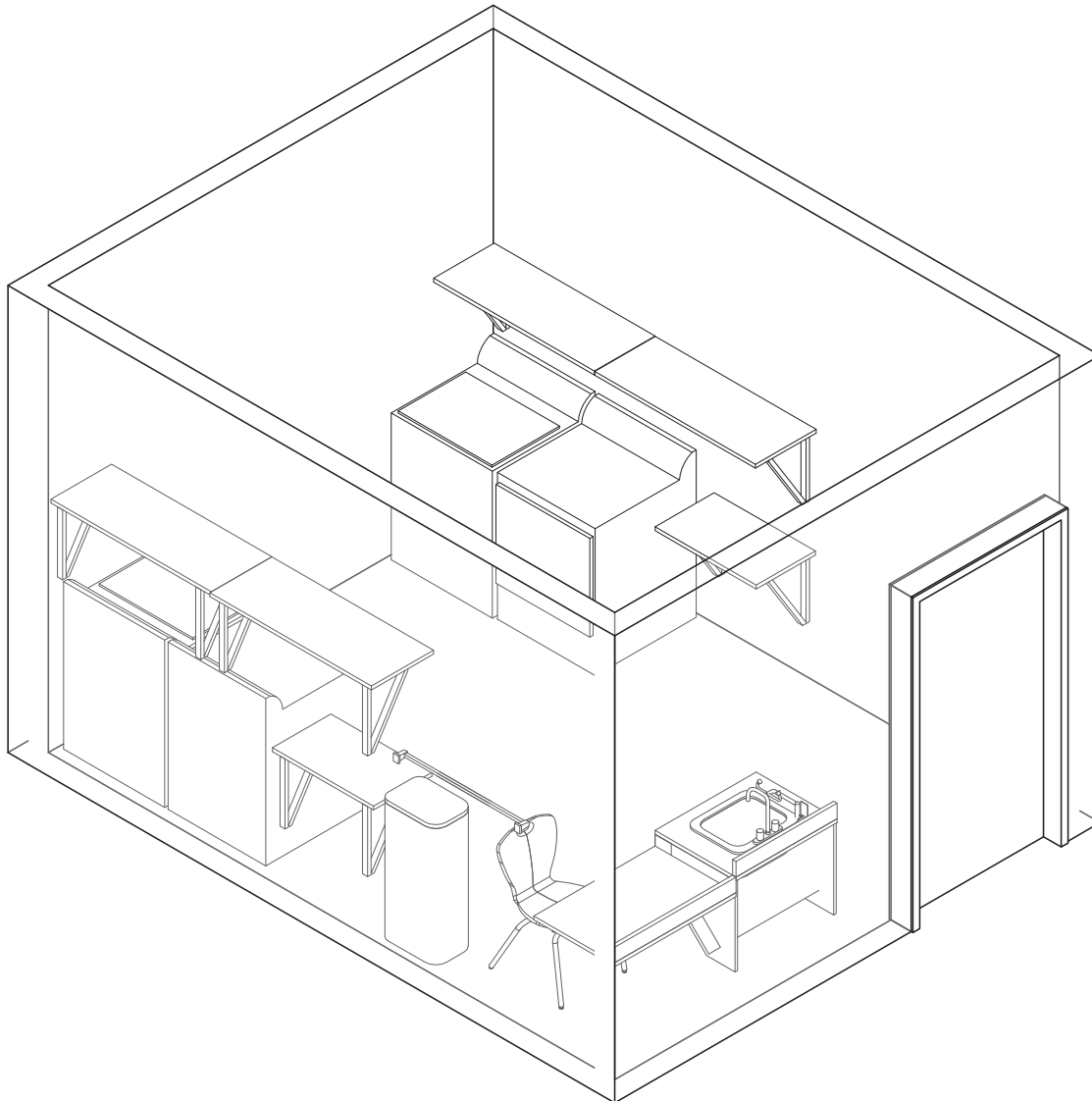
SCALE: 1/4" = 1'-0"



**Polytrauma Rehabilitation Center • Inpatient Unit  
Elevation(s)**

NOTE: Guide plates are graphical representations of selected room types, illustrating the integration of space, components, systems, and equipment. They provide typical configurations and general technical guidance, and are not intended to be project specific. Specific infrastructure design requirements are contained in VA Design Manuals and Space Planning Criteria located in the VA Technical Information Library.

# Laundry Room, Patient (LAUN1)



## Polytrauma Rehabilitation Center • Inpatient Unit Room/Equipment Isometric

NOTE: Guide plates are graphical representations of selected room types, illustrating the integration of space, components, systems, and equipment. They provide typical configurations and general technical guidance, and are not intended to be project specific. Specific infrastructure design requirements are contained in VA Design Manuals and Space Planning Criteria located in the VA Technical Information Library.

# Laundry Room, Patient (LAUN1)

## Room Data Sheet

ARCHITECTURAL	
Ceiling	Acoustical Ceiling Tile
Ceiling Height	9'-0"
Wall Finish	Gypsum Wallboard / Paint
Base	Resilient Base
Floor Finish	Resilient Tile Flooring (Vinyl Composition Tile)
Door	3'-6" x 7'-0", Wood or Metal, Tempered Glass
Hardware	4K
Noise (STC Rating)	35 Slab
Depression	None Special
Construction	Soild surface counter with drop-in sink and eyewash, shelving and hanging bar

HVAC	
Dry Bulb Temp Cooling	78° F (26° C)
Dry Bulb Temp Heating:	70° F (21° C)
Minimum Outside Air:	2 Air Changes/Hr
100% Exhaust Air	Dryer Exhaust
Noise Criteria	NC45
Relative Humidity/Cooling:	60%
Relative Humidity/Heating	N/A
Minimum Air Changes/Hr.	10
Room Pressure	Negative (-)
AC Load Lights	As Required
AC Load Equipment	As Required
Number of People	2

LIGHTING	
General:	
1. 2'x4' Fluorescent Light Fixture, Acrylic, Prismatic Lens with F32T8 Lamps, 3500 °K, CRI = 70	
2. Provides ballasts per fixture for desired switching configuration	
3. Lighting Level: 50fc	

COMMUNICATIONS	
Patient Monitor	
Nurse Call	Yes
Security/Duress	
CCTV	
Telephone	Yes
Pub Address	
Radio	
Data	Yes
Panic Call	
Battery Operated Clock	
Intercom (Phone)	
Staff Assist	Yes

POWER	
General	Yes
Special	Yes
Emergency	Yes

PLUMBING AND MEDICAL GASES	
Cold Water	Yes
Hot Water	Yes
Laboratory Air	
Laboratory Vacuum	
Sanitary/Vent	Yes
Medical Air	
Medical Vacuum	
Oxygen	
Nitrous Oxide	
Nitrogen	
Anesthesia Evac	

# Laundry Room, Patient (LAUN1)

## Equipment List

JSN	NAME	QTY	AI	DESCRIPTION
A5205	Bar, Towel, 1" Diameter, SS, Surface Mounted	1	C / C	A surface mounted, satin finish stainless steel, 1" diameter, towel bar. Support posts and flanges are one piece, chrome-plated, cast heavy brass with satin finish. Towel bar shall not rotate within support posts. Available in 18", 24" and 30" widths. For general purpose use in shower or bathtub rooms. Pricing based upon a suggested standard width of 18".
CS250	Sink, SS, Single Compartment, 6x12x9 ID	1	C / C	Single compartment stainless steel sink, drop-in, self-rimming, ledge-type, connected with a drain and provided with a mixing faucet. It shall also be provided with pre-punched fixture holes on 4" center, integral back ledge to accommodate deck-mounted fixtures, brushed/polished interior and top surfaces, and sound deadened. Recommended for use in suspended or U/C/B sink cabinets having a high plastic laminate or Chemsurf laminate countertop/work surface. For general purpose use throughout the facility.
CT020	Countertop, Solid Surface	AR	C / C	A solid, nonporous countertop with a smooth seamless appearance. Easy to clean and maintain and with proper cleaning does not support the growth of mold. An acrylic-based solid surface product. Standard thickness of 1", and a 4" butt backsplash/curb. Also referred to as a work surface or work top. Available in a choice of colors and depths. Used in lab and other hospital areas requiring optimum physical and chemical resisting properties.
F0295	Chair, Stacking	1	V / V	Stacking chair, approximately 34" H X 21" W X 24" D. May be stacked up to 20 high depending upon the model selected. These chairs are intended primarily as overflow capacity for conference rooms.
F2017	Waste Receptacle, 24 GAL	1	V / V	Rectangular steel waste receptacle with step-on lid and 24 gallon capacity. The receptacle is used to collect and temporarily store small quantities of paper refuse. Can be used in restrooms, patient areas, laboratories, pharmacies, etc.
M2300	Washer, Clothes, Automatic	2	V / V	Large capacity automatic clothes washer with a heavy duty motor. The unit's control system programs load, cycle time, spin speed, fabric, water level and water temperature. The washer includes a bleach and/or fabric softener dispenser and a filter ring for trapping lint.
M2400	Dryer, Clothes, Automatic, Electric, Household	2	V / V	Automatic clothes dryer. Electric unit features automatic sensi-dry control with setting for different kinds of fabrics, timed cycle, removable lint filter, drum interior light and enamel finish.
P1965	Eyewash, Eye/Face, Sink Mounted, Hands-free	1	C / C	A sink mounted eyewash station. The unit is designed for emergency eye and face rinsing from soft flow dual spray-heads. The Flow must be activated by the single momentary action and remain on until terminated.
PT045	Base, ADA Sink	1	C / C	
PT075	Shelving, Wire, 1 Shelf, 30 x 18, Wall Mounted	2	C / C	

---

# Laundry Room, Patient (LAUN1)

## Equipment List

PT076	Shelving, Wire, 1 Shelf, 48 x 18, Wall Mounted	4	C / C	
PT080	Valve, Mixing, Thermostatic for Eye Wash Use	1	C / C	

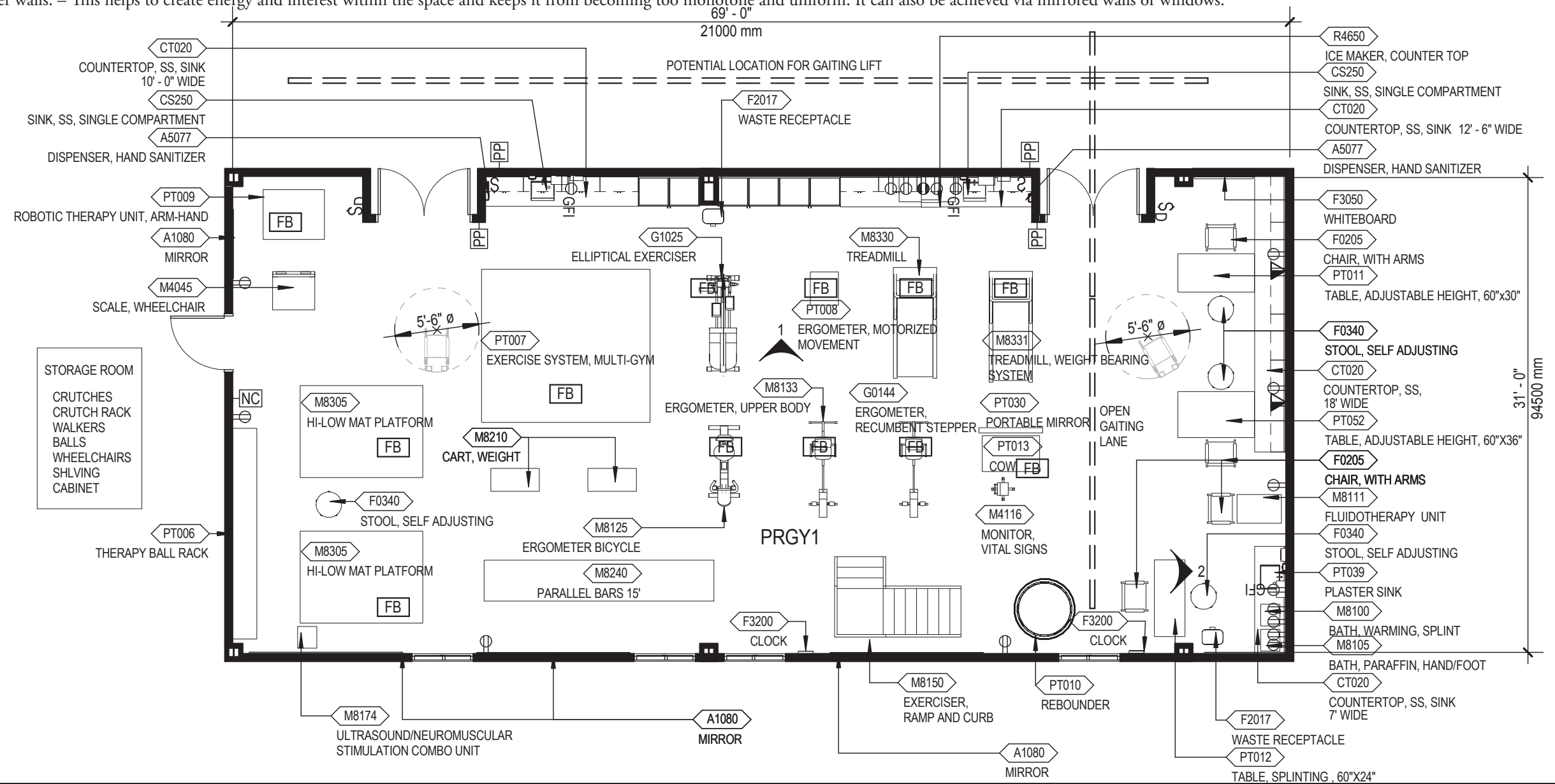
## 4.2.8 Gym, Rehabilitation Therapy (PRGY1)

### Function:

The Rehabilitation Gym is intended to accommodate physical, psychosocial and vocational evaluation and therapy. The gym must be flexible enough to adapt to future equipment needs and provide enough variety of therapy spaces for each patient to be assessed and treated with the most appropriate equipment. Private evaluation spaces are necessary for residents that continue to struggle with over stimulation. The space should be designed to acoustically minimize the amount of noise transfer due to such a large active space.

### Lighting Considerations:

1. Provide uniform vertical illumination. – This allows the space to remain flexible shifting program.
2. Provide ceiling brightness from an indirect lighting component. – This helps reduce the contrast between light fixtures and ceiling creating a more comfortable environment when laying on your back.
3. Provide vertical brightness and accent on perimeter walls. – This helps to create energy and interest within the space and keeps it from becoming too monotone and uniform. It can also be achieved via mirrored walls or windows.



SCALE: 1/8" = 1'-0"



**Polytrauma Rehabilitation Center • Inpatient Unit  
Floor/Equipment Plan (2,100 NSF/195.3 NSM)**

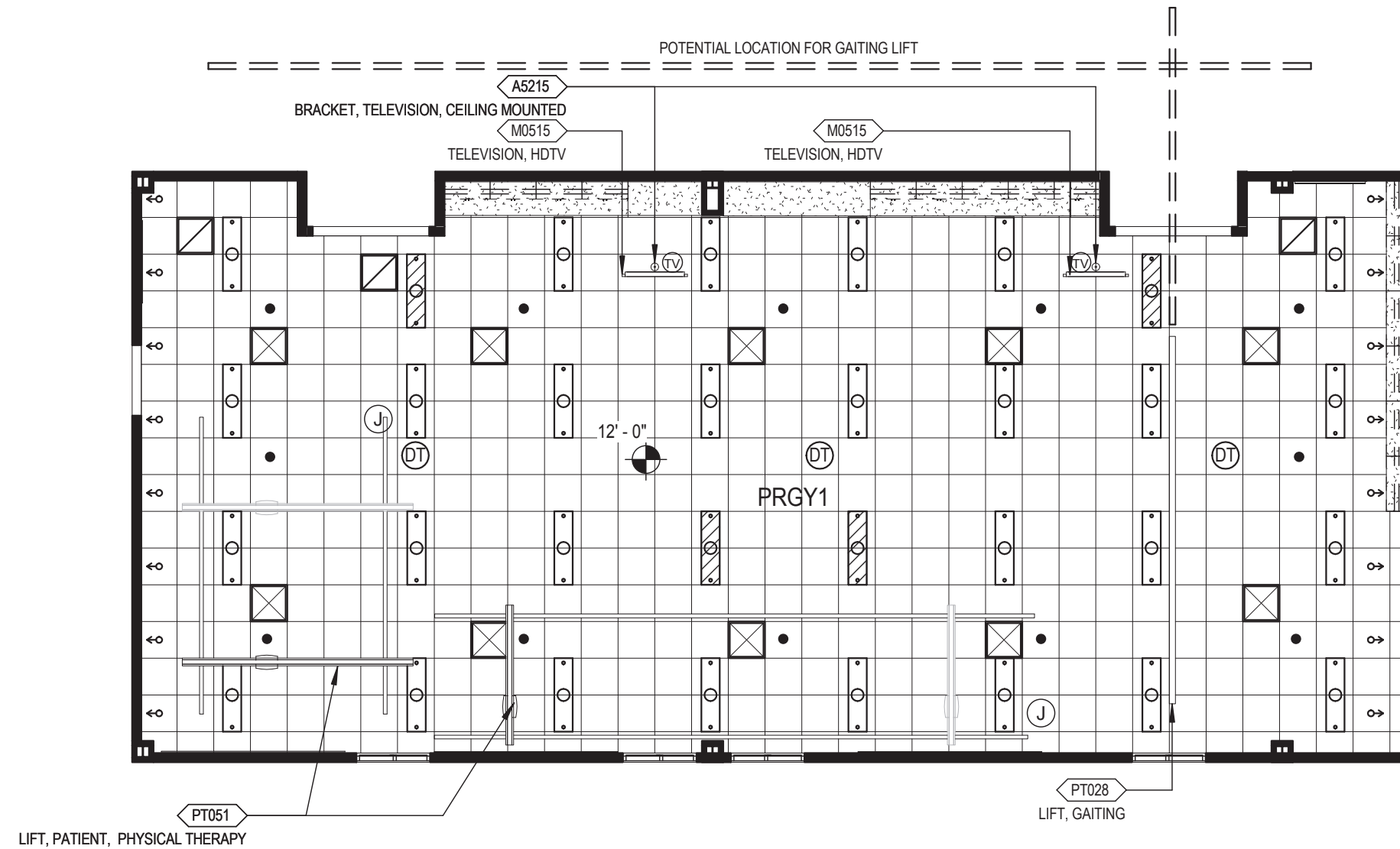
NOTE: Guide plates are graphical representations of selected room types, illustrating the integration of space, components, systems, and equipment. They provide typical configurations and general technical guidance, and are not intended to be project specific. Specific infrastructure design requirements are contained in VA Design Manuals and Space Planning Criteria located in the VA Technical Information Library.

---

This page has been left blank intentionally.



# Gym, Rehabilitation Therapy (PRGY1)



SCALE: 1/8" = 1'-0"



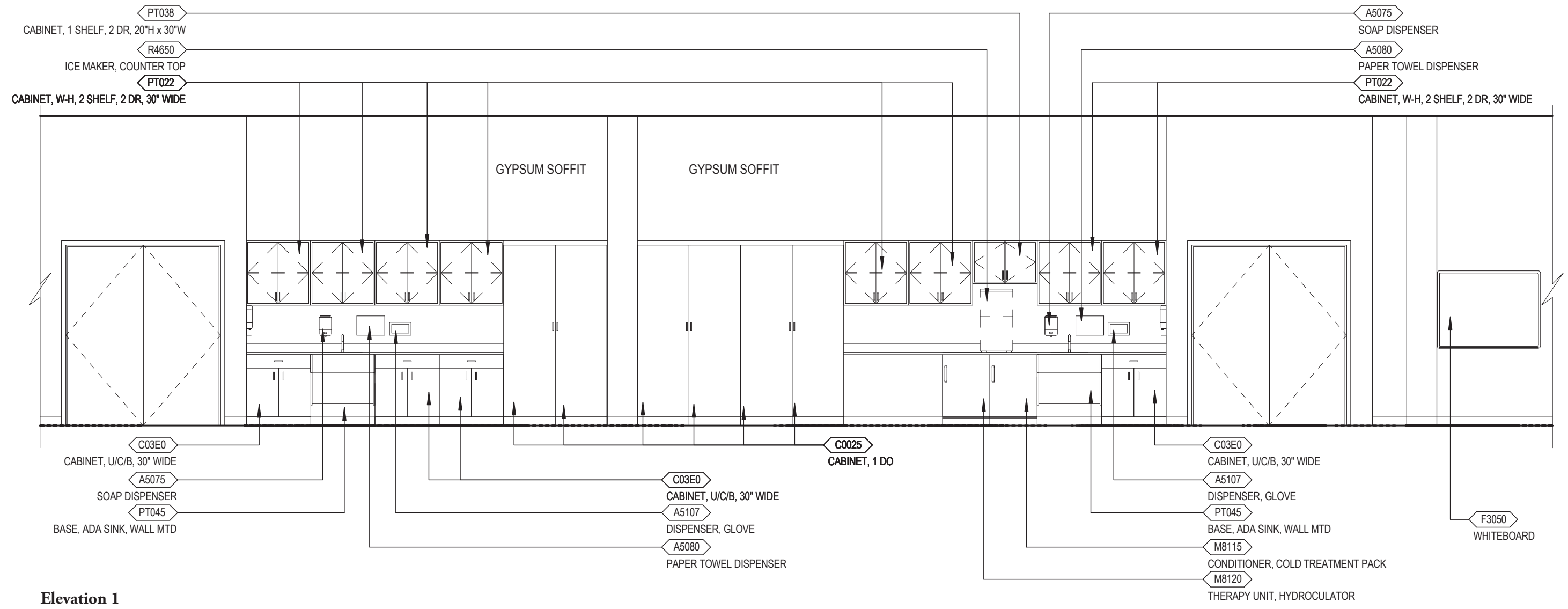
Polytrauma Rehabilitation Center • Inpatient Unit  
Reflected Ceiling Plan

NOTE: Guide plates are graphical representations of selected room types, illustrating the integration of space, components, systems, and equipment. They provide typical configurations and general technical guidance, and are not intended to be project specific. Specific infrastructure design requirements are contained in VA Design Manuals and Space Planning Criteria located in the VA Technical Information Library.

---

This page has been left blank intentionally.

# Gym, Rehabilitation Therapy (PRGY1)



SCALE: 1/4" = 1'-0"



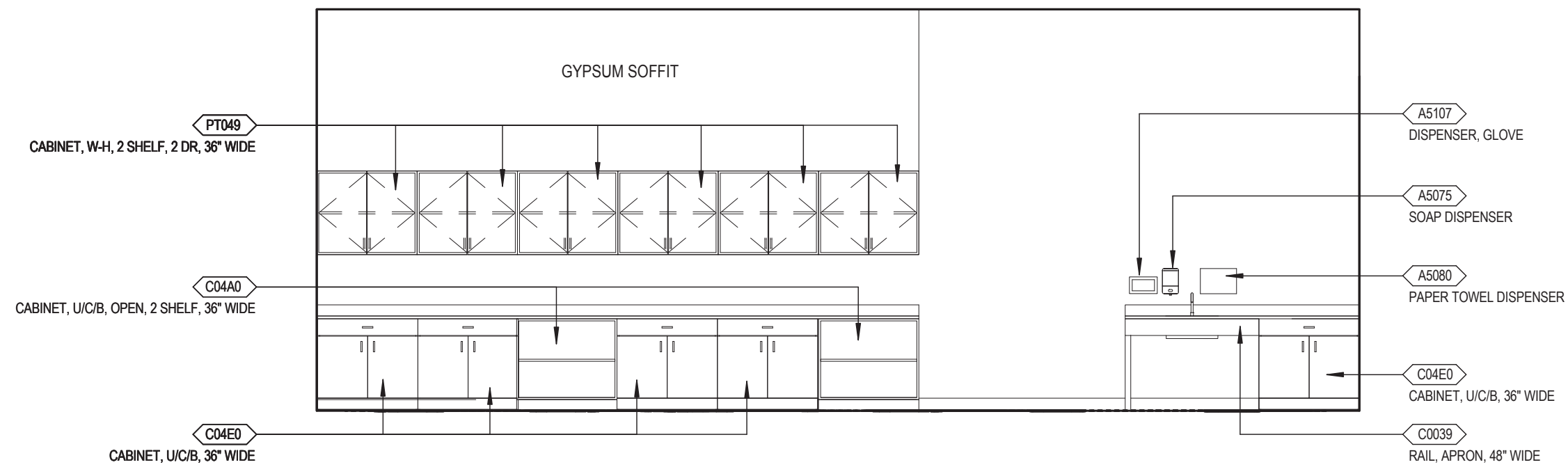
Polytrauma Rehabilitation Center • Inpatient Unit  
Elevation

NOTE: Guide plates are graphical representations of selected room types, illustrating the integration of space, components, systems, and equipment. They provide typical configurations and general technical guidance, and are not intended to be project specific. Specific infrastructure design requirements are contained in VA Design Manuals and Space Planning Criteria located in the VA Technical Information Library.

---

This page has been left blank intentionally.

# Gym, Rehabilitation Therapy (PRGY1)



Elevation 2

SCALE: 1/4" = 1'-0"



Polytrauma Rehabilitation Center • Inpatient Unit  
Elevation

NOTE: Guide plates are graphical representations of selected room types, illustrating the integration of space, components, systems, and equipment. They provide typical configurations and general technical guidance, and are not intended to be project specific. Specific infrastructure design requirements are contained in VA Design Manuals and Space Planning Criteria located in the VA Technical Information Library.

---

This page has been left blank intentionally.

# Gym, Rehabilitation Therapy (PRGY1)

## Room Data Sheet

ARCHITECTURAL	
Ceiling	Acoustical Ceiling Tile
Ceiling Height	12'-0"
Wall Finish	Gypsum Wallboard / Paint
Base	Resilient Base
Floor Finish	Resilient Athletic Flooring
Door	6'-0" x 7'-0", Wood or Metal pair, Push Plates
Hardware	4E
Noise (STC Rating)	45 Slab-to-slab construction
Depression	None Special
Construction	Solid Surface counter with drop-in sinks, wall hung cabinets, and base cabinets. Overhead patient lift systems.

HVAC	
Dry Bulb Temp Cooling	75° F (24° C)
Dry Bulb Temp Heating:	70° F (21° C)
Minimum Outside Air:	2 Air Changes/Hr
100% Exhaust Air	—
Noise Criteria	NC35
Relative Humidity/Cooling:	60%
Relative Humidity/Heating	20%
Minimum Air Changes/Hr.	6
Room Pressure	Negative (-)
AC Load Lights	As Required
AC Load Equipment	As Required
Number of People	20

LIGHTING	
General:	
1. 1'x4' Direct/Indirect Pendant, Glare reducing eclipse louver with F32T8 lamps, 3500 °K, CRI = 70	
2. Wallwash light fixture	
3. Under cabinet light	
2. Provides ballasts per fixture for desired switching configuration	
4. Lighting level: 50fc	

COMMUNICATIONS	
Patient Monitor	
Nurse Call	Yes
Security/Duress	
CCTV	
Telephone	Yes
Pub Address	Yes
Radio	
Data	Yes
Panic Call	
Battery Operated Clock	Yes
Intercom (Phone)	
Staff Assist	Yes

POWER	
General	Yes
Special	Yes
Emergency	Yes

PLUMBING AND MEDICAL GASES	
Cold Water	Yes
Hot Water	Yes
Laboratory Air	
Laboratory Vacuum	
Sanitary/Vent	Yes
Medical Air	
Medical Vacuum	
Oxygen	
Nitrous Oxide	
Nitrogen	
Anesthesia Evac	

# Gym, Rehabilitation Therapy (PRGY1)

## Equipment List

JSN	NAME	QTY	AI	DESCRIPTION
A1080	Mirror, Posture, Wall Mounted	4	C / C	Wall mounted posture mirror. Consists of a 1/4" plate glass in a sturdy corrosion resistant frame with water proof back. For educational and therapy programs.
A5075	Dispenser, Soap, Disposable	3	V / V	Disposable soap dispenser. One-handed dispensing operation. Designed to accommodate disposable soap cartridge and valve.
A5077	Dispenser, Hand Sanitizer, Hands-Free	2	C / C	A touch free wall-mounted hand sanitizer dispenser. For use throughout a healthcare facility. Unit does not include the sanitizing liquid. Units are battery operated.
A5080	Dispenser, Paper Towel, SS, Surface Mounted	3	C / C	A surface mounted, satin finish stainless steel, single-fold, paper towel dispenser. Dispenser features: tumbler lock; front hinged at bottom; and refill indicator slot. Minimum capacity 400 single-fold paper towels. For general purpose use throughout the facility.
A5107	Dispenser, Glove, Surgical/Examination, Wall Mntd	3	V / V	Examination glove dispenser box for wall mounting. Fabricated of either cold rolled steel with a white baked enamel finish, plastic or acrylic. Provided with wall bracket to facilitate mounting and demounting.
A5215	Bracket, Television, Ceiling Mounted	2	C / C	Ceiling mounted television bracket for flat panel LCD and Plasma screens. The bracket shall be a universal style mount with a load capacity of 200 pounds with adjustments of 0-15 degree tilt and 360 degree swivel. Shall be capable of accommodating various size units.
C0025	Cabinet, Wardrobe, 1 Door, 84x24x22	6	C / C	Wardrobe cabinet with a fixed shelf, clothing rod, and a solid or louvered right or left-hinged door (appropriate door hinge configuration to be indicated on the equipment elevation drawings), an optional locking door is available. Also referred to as a wardrobe case, unit or storage unit. Used for storage of clothing and personal items.
C0039	Rail, Apron, 4x48x1	1	C / C	Apron rail. Also referred to as an apron front, apron panel, or knee space rail. Used to close in front knee space area and/or provide work surface support between two base cabinets or a base cabinet and wall. Apron rails should be ordered in pairs to provide both front and rear work surface support.
C03E0	Cabinet, U/C/B, 1 Shelf, 1 Drawer, 2 DO, 36x30x22	4	C / C	Standing height under counter base cabinet with an adjustable shelf and a full width drawer above solid hinged doors. Also referred to as a combination cabinet or a drawer and cupboard cabinet. For general purpose use throughout the facility.
C04A0	Cabinet, U/C/B, Open, 2 Shelf, 36x36x22	2	C / C	Standing height under counter base cabinet, open, with two adjustable shelves. Also referred to as an open cabinet. For general purpose use throughout the facility.
C04E0	Cabinet, U/C/B, 1 Shelf, 1 Drawer, 2 DO, 36x36x22	5	C / C	Standing height under counter base cabinet with an adjustable shelf and a full width drawer above solid hinged doors. Also referred to as a combination cabinet or a drawer and cupboard cabinet. For general purpose use throughout the facility.



# Gym, Rehabilitation Therapy (PRGY1)

## Equipment List

CS250	Sink, SS, Single Compartment, 6x12x9 ID	2	C / C	Single compartment stainless steel sink, drop-in, self-rimming, ledge-type, connected with a drain and provided with a mixing faucet. It shall also be provided with pre-punched fixture holes on 4" center, integral back ledge to accommodate deck-mounted fixtures, brushed/polished interior and top surfaces, and sound deadened. Recommended for use in suspended or U/C/B sink cabinets having a high plastic laminate or Chemsurf laminate countertop/work surface. For general purpose use throughout the facility.
CT020	Countertop, Solid Surface	AR	C / C	A solid, nonporous countertop with a smooth seamless appearance. Easy to clean and maintain and with proper cleaning does not support the growth of mold. An acrylic-based solid surface product. Standard thickness of 1", and a 4" butt backsplash/curb. Also referred to as a work surface or work top. Available in a choice of colors and depths. Used in lab and other hospital areas requiring optimum physical and chemical resisting properties.
F0205	Chair, Side With Arms	4	V / V	Upholstered side chair, 32" high X 21" wide X 23" deep with arms, padded seats and padded backs. Seat height is a minimum of 17". Available with or without sled base.
F0340	Stool, Self Adjusting	4	V / V	Self adjusting stool. Consists of a foam padded upholstered seat with attached foot rest for added comfort. Mounted on swivel casters. Designed for doctor's use during examinations.
F2017	Waste Receptacle, 24 GAL	2	V / V	Rectangular steel waste receptacle with step-on lid and 24 gallon capacity. The receptacle is used to collect and temporarily store small quantities of paper refuse. Can be used in restrooms, patient areas, laboratories, pharmacies, etc.
F3050	Whiteboard, Dry Erase	1	V / V	Whiteboard unit, approximately 36" H x 48" W consisting of a white porcelain enamel writing surface with an attached chalk tray. Magnetic surface available. Image can be easily removed with a standard chalkboard eraser. For use with water color pens. Unit is ready to hang.
F3200	Clock, Battery, 12" Diameter	2	V / V	Clock, 12" diameter. Round surface, easy to read numbers with sweep second hand. Wall mounted unit for use when impractical to install a fully synchronized clock system. Battery operated, (batteries not included).
G0144	Ergometer, Recumbent Stepper	1	V / V	Seated stepping ergometer for total body, arms and/or legs low impact conditioning. The unit features a closed kinetic chain action which combines reciprocal stepping and arm action. The arm settings and seat are adjustable. A battery operated performance computer allows for adjusting workload level. The unit has a heavy duty steel frame construction with low-density plastic covers.

# Gym, Rehabilitation Therapy (PRGY1)

## Equipment List

G1025	Exercise Machine, Elliptical	1	V / V	An elliptical training machine to simulate stair climbing, walking or running without causing excessive pressure to the joints and to decrease risk of impact injuries. Provides a non-impact cardiovascular workout in a gym or in rehabilitation exercise protocols in a physical therapy clinic. The unit includes upper body handlebars for a total workout. The elliptical can be self-powered by user generated motion or electric powered to adjust motion and for supplying electronic consoles and resistance systems. Some models have optional direct or telemetric pulse monitoring. Database electrical specifications are for those models which require power. Refer to the manufacturers' specifications to verify electrical requirements.
M0515	Television, HDTV	2	V / V	42" diagonal screen, high definition (HDTV) multimedia flat panel display television. The TV will have a 16:9 wide screen aspect ratio, a minimum of 1024 x 768 display resolution, NTSC tuner, built-in stereo speakers and surround sound.
M4045	Scale, Wheelchair, Portable, 1000 lb Capacity	1	V / V	A battery operated, portable, digital wheelchair scale. This item is designed to accommodate extra-wide wheelchairs for weighing bariatric patients and also can be used for walk-ons. The scale can store the weight of the chair. The digital display unit can be scale mounted or mounted on a wall. An optional AC adapter is available. Designed for a gross 1000 lbs. capacity.
M4116	Monitor, Vital Signs	1	V / V	Electronic sphygmomanometer. LCD displays non-invasive blood pressure, pulse rate and temperature. Used in hospitals and clinics. Includes an optional mobile stand.
M8100	Bath, Warming, Splint	1	V / V	A warming bath for softening splinting sheets of thermoplastic material. Unit will be stainless steel and accommodate 18' x 24' sheets. The unit will include factory-set thermostat of approximately 175 degrees F (high) and 160 degrees F (low), a hinged insulated cover and a rear drain. Thermostat may also be adjusted internally to change range.
M8105	Bath, Paraffin, Hand/ Foot	1	V / V	Paraffin bath for heat treatment of injuries. Unit features a chrome plated, corrosion resistant, double walled Monel metal tank to prevent loss of heat, thermostatic control, drain, timer, thermometer and stand with casters. Smaller models are available.
M8111	Fluidotherapy Unit, Single Extremity	1	V / V	A single extremity fluidotherapy unit that heats and circulates CELLEX particles resulting in a warm massage for the hand, wrist, elbow, foot and ankle. Unit is electronically programmable for regulating temperature, airflow and pulse mode. Used to increase circulation and range of motion, and in the relief of local pain in extremities.
M8115	Conditioner, Cold Treatment Pack	1	V / V	Refrigeration unit for twelve cold therapy packs. Unit features thermostatic temperature control, automatic defrosting and refrigeration grade insulation. Interior chamber is designed to facilitate periodic cleaning. Smaller capacity models are available.

# Gym, Rehabilitation Therapy (PRGY1)

## Equipment List

M8120	Therapy Unit, Hydrocollator	1	V / V	Moist Heat Therapy Unit, also referred as a Hydrocollator Heating Unit, are used to apply effective heat to hot packs used in moist heat therapy. Unit is supplied ready for immediate use and requires no special plumbing. Unit features: stainless steel insulated wall, thermostatically controlled, casters ( mobile units only), and standard size Hot Packs. Other unit sizes and accessories (variety of hot packs, tongs, side table rack, etc.) are available.
M8125	Ergometer, Bicycle, Stationary	1	V / V	Bicycle ergometer. The unit includes an adjustable seat, pedals with toe clips, disc brakes, and tachometer/odometer. The display provides readouts of time, speed and distance. The unit features steel construction for durability and reliability. The ergometer is used in progressive rehabilitation or physical training programs.
M8133	Ergometer, Upper Body	1	V / V	Ergometer for measuring upper body exertion during an exercise regimen. The unit consists of a seat and a hand crank mechanism at shoulder height. The unit is used for physical rehabilitation protocols and stress testing. The unit quantifiably measures the effort exerted by the patient.
M8150	Exerciser, Ramp and Curbs	1	V / V	Heavily constructed ramp and curbs exerciser. Unit includes three wide, deep curbs which are 2", 4" and 6" high. The ramp section is also deep and wide and rises gradually from 1/2" to 8" high. The end portion of the ramp section is an 8" high platform which the curb sections meet. The curbs and ramp have a sure-grip, long wearing, non-slip surface. The exerciser is used for training in walking techniques as well as balance.
M8174	Ultrasound/Neuromuscular Stimulation Combo Unit	1	V / V	Ultrasound unit in combination with a neuromuscular stimulator; unit can deliver both types of treatments simultaneously or individually. The ultrasound unit operates at one or more frequencies. The electrotherapy portion of the instrument can operate at set voltages or continuously variable across a range. Depending on the ultrasound frequency and electrotherapy voltage, the clinician selects one of several treatment unit heads. Some models feature microprocessor controls, data collection, data correlation and data downloading for analysis over time.
M8210	Cart, Weight, Physical Therapy, w/ Weights	2	V / V	Physical therapy weight cart equipped with weights, two storage shelves, and racks to store dumbbells. Unit is constructed of quality hardwood and mounted on 4 heavy-duty casters. Used for storage of weights.
M8240	Parallel Bars, Physical Therapy	1	V / V	Physical therapy parallel bars. Unit can have manual or electrically powered adjustments. Bar height is adjustable from 25" to 40" and the bar width is adjustable from 16" to 25". Hand rails are chrome plated 1-1/2" steel tubing. Walking aisle is a minimum of 24" wide and finished in natural wood or covered with vinyl matting. Database information reflects 10' or 12' bar length electrically powered units.

# Gym, Rehabilitation Therapy (PRGY1)

## Equipment List

M8305	Platform, Exercise, w/Mat, Powered	2	V / V	Exercise platform with power height adjustment. The platform rests on one or two pedestal bases which contain the power mechanism for adjusting the table height. The platform top or removable mattress is covered with heavy duty, nylon-reinforced vinyl for durability. The adjustable height feature is designed to accommodate patients who have difficulty sitting or transferring from a wheelchair as well as providing an optimal working height for the physical therapist once the patient is on the table. Larger and smaller units as well as manual crank platform tables are available.
M8330	Treadmill, Electric	1	V / V	Electric treadmill. Unit consists of a strong steel frame with front and side handrails covered with foam rubber, a remote control unit and a moving belt with a speed range from 0 to 10 mph. The unit also has a patient-controlled start/stop switch and a resettable distance counter. The motor controls the belt speed and changes the elevation of one end of the treadmill up to a 20 degree incline. The unit can be used as an exercise/therapy apparatus or in the practice of preventive medicine. Because of their power requirements, treadmills are also available as 208V powered units. At 110V, a treadmill may require a dedicated circuit. Refer to the manufacturer's literature and the specific installation site for deciding which voltage to use. See JSN M8185 for treadmill/electrocardiography systems used in cardiology studies.
M8331	Treadmill, Weight Bearing System	1	V / V	Incremental weight bearing system. Unit is used to limit weight bearing while exercising on a treadmill. Includes frame, harness, sensor, controller and side pads. Does not include the treadmill.
R4650	Ice Maker, Flaked, With Dispenser	1	C / C	Ice maker dispenser approximately 71" H x 19"D x 24"W. This unit provides flaked ice and cooled water automatically. The unit has a daily capacity up to 650 pounds and a 100 pound capacity stainless steel storage compartment with water station. It is a freestanding, automatic load ice dispenser for food service and healthcare use. The unit is used in healthcare institutions and various commercial food service operations for dispensing ice.
PT006	Rack, Ball Therapy	1	V / V	
PT007	Exercise System, Multi-Gym	1	V / V	
PT008	Ergometer, Motorized Movement	1	V / V	
PT009	Robotic Therapy Unit, Arm / Hand	1	V / V	
PT010	Rebounder	1	V / V	
PT011	Table, Work, Ht. Adj., 60x30	1	V / V	
PT012	Table, Splinting, Adjustable Height 60x24	1	V / V	

# Gym, Rehabilitation Therapy (PRGY1)

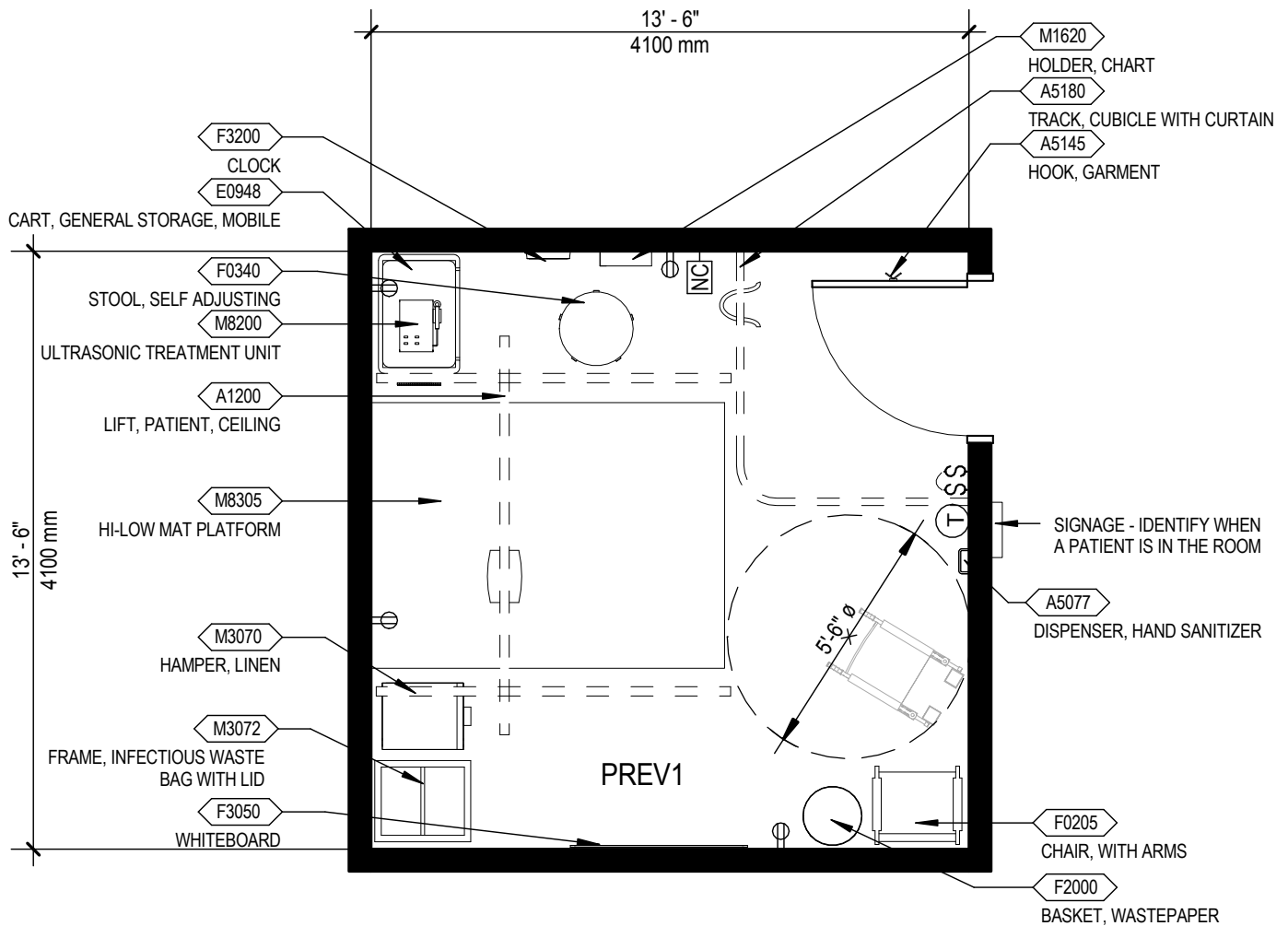
## Equipment List

PT013	Computer Workstation on Wheels	1	V / V	
PT022	Cabinet, W-H, 2 Shelf, 2 Dr 30x30	8	C / C	
PT030	Mirror, Posture, Mobile	1	V / V	
PT038	Cabinet, W-H, 1 Shelf, 2 DO, 20"x30"	1	C / C	
PT039	Sink, Plaster	1	C / C	
PT045	Base, ADA Sink	2	C / C	
PT049	Cabinet, Wall Hung, 2 Shelf, 2 Door, 36"	6	C / C	
PT051	Lift, Patient, Physical Therapy	2	C / C	
PT052	Table, Work, Ht. Adj., 60x36	1	C / C	

## 4.2.8 Evaluation Room, PT/OT (PREV1) Test-Fit

### Function:

This space is intended to evaluate and treat patients that require a private, quiet space for their therapy. Quite often, TBI patients are in the process of gaining self-awareness and cognitive control in over stimulating spaces such as rehabilitation gyms or recreational therapy areas.



SCALE: 1/4" = 1'-0"



**Polytrauma Rehabilitation Center • Inpatient Unit  
Floor/Equipment Plan (180 NSF/16.7 NSM)**

NOTE: Guide plates are graphical representations of selected room types, illustrating the integration of space, components, systems, and equipment. They provide typical configurations and general technical guidance, and are not intended to be project specific. Specific infrastructure design requirements are contained in VA Design Manuals and Space Planning Criteria located in the VA Technical Information Library.

# Evaluation Room, PT/OT (PREV1)

## Equipment List

JSN	NAME	QTY	AI	DESCRIPTION
A1200	Lift System, Overhead, Patient Room	1	C / C	An overhead rail system specifically designed for patient lifting and movement for a single bed patient room. The system will consist of recessed or ceiling mounted primary and secondary rails, lift motor with rolling carriage, patient harness or seat, and a hand controller or control box with charger. System will facilitate lifting and movement of patient to and from bed to gurney, chair or other requirement. Minimum lift capability is 550 pounds. Custom design of track layout by manufacturer is essential to meet individual facility requirements.
A5077	Dispenser, Hand Sanitizer, Hands-Free	1	C / C	A touch free wall-mounted hand sanitizer dispenser. For use throughout a healthcare facility. Unit does not include the sanitizing liquid. Units are battery operated.
A5145	Hook, Garment, Double, SS, Surface Mounted	1	C / C	A surface mounted, satin finish stainless steel, double garment hook. Equipped with a concealed mounting bracket that is secured to a concealed wall plate. For general purpose use throughout the facility to hang various items of apparel.
A5180	Track, Cubicle, Surface Mounted, With Curtain	1	C / C	Surface mounted cubicle track, with curtain. Track constructed of thick extruded aluminum. Equipped with self lubricating carriers, beaded drop chain hooks, and flame resistant curtain. To include removable end caps. Designed to be suspended around patient areas where privacy is needed. Price listed is per foot of the track, curtains to be priced per quote.
E0948	Cart, General Storage, Mobile, 42"H x 32"W x 22"D	1	V / V	THIS TYPICAL INCLUDES:  1 Cart Body, Style-A Narrow, w/Raised Edge Top  1 Accessory Rail, Side  2 Drawers, 3" H (76mm)  4 Drawers, 6" H (152mm)  Drawer Organizer Bins
F0205	Chair, Side With Arms	1	V / V	Upholstered side chair, 32" high X 21" wide X 23" deep with arms, padded seats and padded backs. Seat height is a minimum of 17". Available with or without sled base.
F0340	Stool, Self Adjusting	1	V / V	Self adjusting stool. Consists of a foam padded upholstered seat with attached foot rest for added comfort. Mounted on swivel casters. Designed for doctor's use during examinations.
F2000	Basket, Wastepaper, Round, Metal	1	V / V	Round wastepaper basket, approximately 18" high X 16" diameter. This metal unit is used to collect and temporarily store small quantities of paper refuse in patient rooms, administrative areas and nursing stations.
F3050	Whiteboard, Dry Erase	1	V / V	Whiteboard unit, approximately 36" H x 48" W consisting of a white porcelain enamel writing surface with an attached chalk tray. Magnetic surface available. Image can be easily removed with a standard chalkboard eraser. For use with water color pens. Unit is ready to hang.

# Evaluation Room, PT/OT (PREV1)

## Equipment List

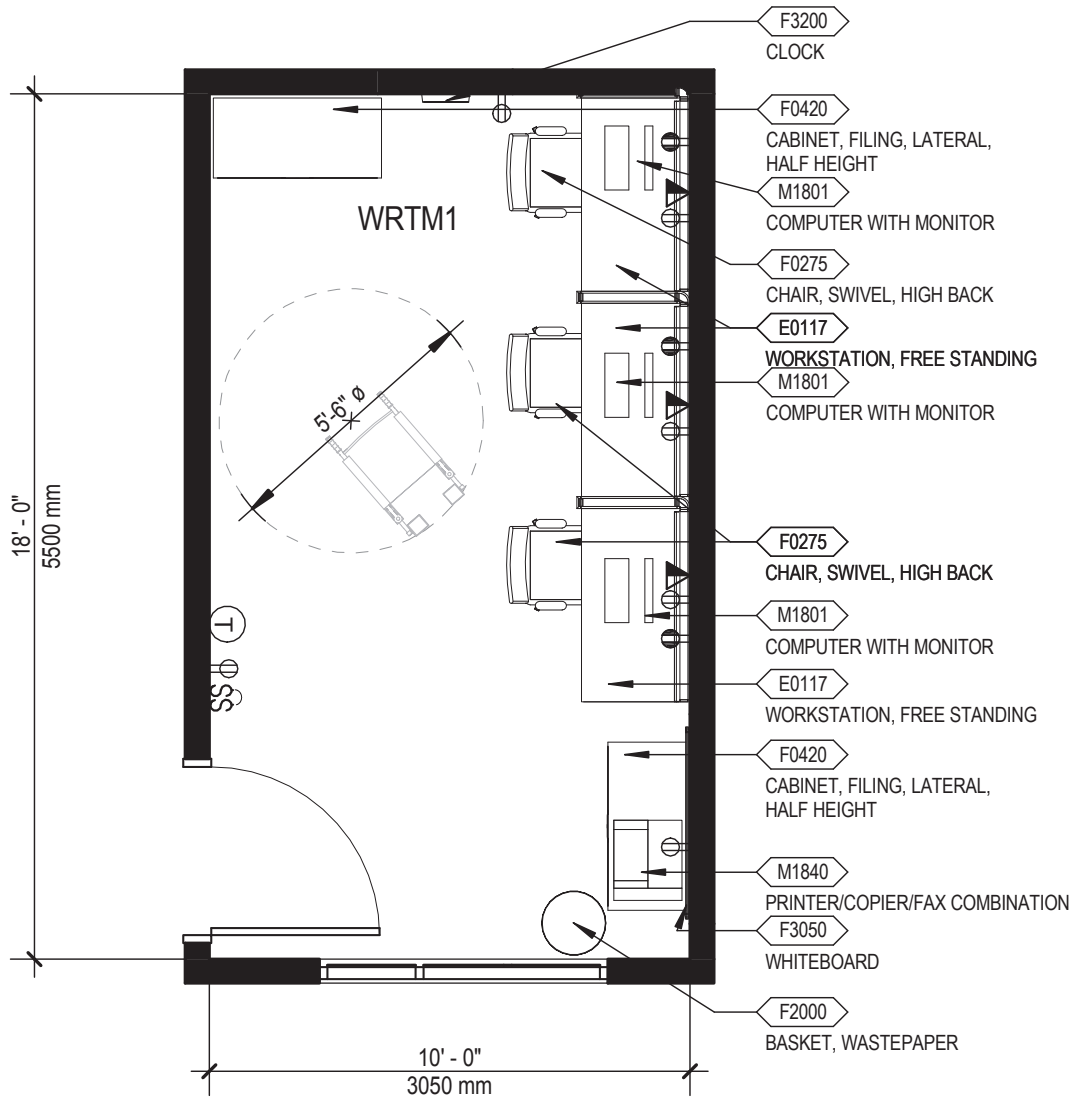
F3200	Clock, Battery, 12" Diameter	1	V / V	Clock, 12" diameter. Round surface, easy to read numbers with sweep second hand. Wall mounted unit for use when impractical to install a fully synchronized clock system. Battery operated, (batteries not included).
M1620	Holder, Chart, Patient, Wall or Door Mounted	1	V / V	Wall or door mounted patient chart holder. Constructed of durable plastic or metal. Used for holding patient records. Size as required.
M3070	Hamper, Linen, Mobile, w/Lid	1	V / V	Mobile linen hamper with hand or foot operated lid. Made of heavy tubular stainless steel with heavy gauge welded steel platform. Holds 25" hamper bags. Mounted on ball bearing casters. For linen transport in hospitals and clinics.
M3072	Frame, Infectious Waste Bag w/Lid	1	V / V	Frame for an infectious waste collection bag. Made of heavy tubular stainless steel with heavy gauge welded steel platform. Adjust to hold 18" or 25" trash bags. Mounted on ball bearing casters and includes permanently mounted hinged lid. Provides means of bagging infectious waste at point of waste generation.
M8200	Ultrasonic Treatment Unit	1	V / V	Ultrasonic treatment unit which operates at one or more frequencies. Unit features a treatment timer, variable interrupted outputs and a variable power range. Unit has one or more treatment heads depending on sound wave frequency. Used for physiologic stimulation.
M8305	Platform, Exercise, w/Mat, Powered	1	V / V	Exercise platform with power height adjustment. The platform rests on one or two pedestal bases which contain the power mechanism for adjusting the table height. The platform top or removable mattress is covered with heavy duty, nylon-reinforced vinyl for durability. The adjustable height feature is designed to accommodate patients who have difficulty sitting or transferring from a wheelchair as well as providing an optimal working height for the physical therapist once the patient is on the table. Larger and smaller units as well as manual crank platform tables are available.



## 4.2.9 Team Room (WRTM1) Test-Fit

**Function:**

The shared team room provides therapists a touch down space to chart, research, and work on treatment plans for patients. The collaboration space provides an environment for communication and cross pollination of disciplines to provide a comprehensive treatment plan for patients.



SCALE: 1/4" = 1'-0"



**Polytrauma Rehabilitation Center • Inpatient Unit  
Floor/Equipment Plan (180 NSF/16.7 NSM)**

NOTE: Guide plates are graphical representations of selected room types, illustrating the integration of space, components, systems, and equipment. They provide typical configurations and general technical guidance, and are not intended to be project specific. Specific infrastructure design requirements are contained in VA Design Manuals and Space Planning Criteria located in the VA Technical Information Library.

# Team Room (WRTM1)

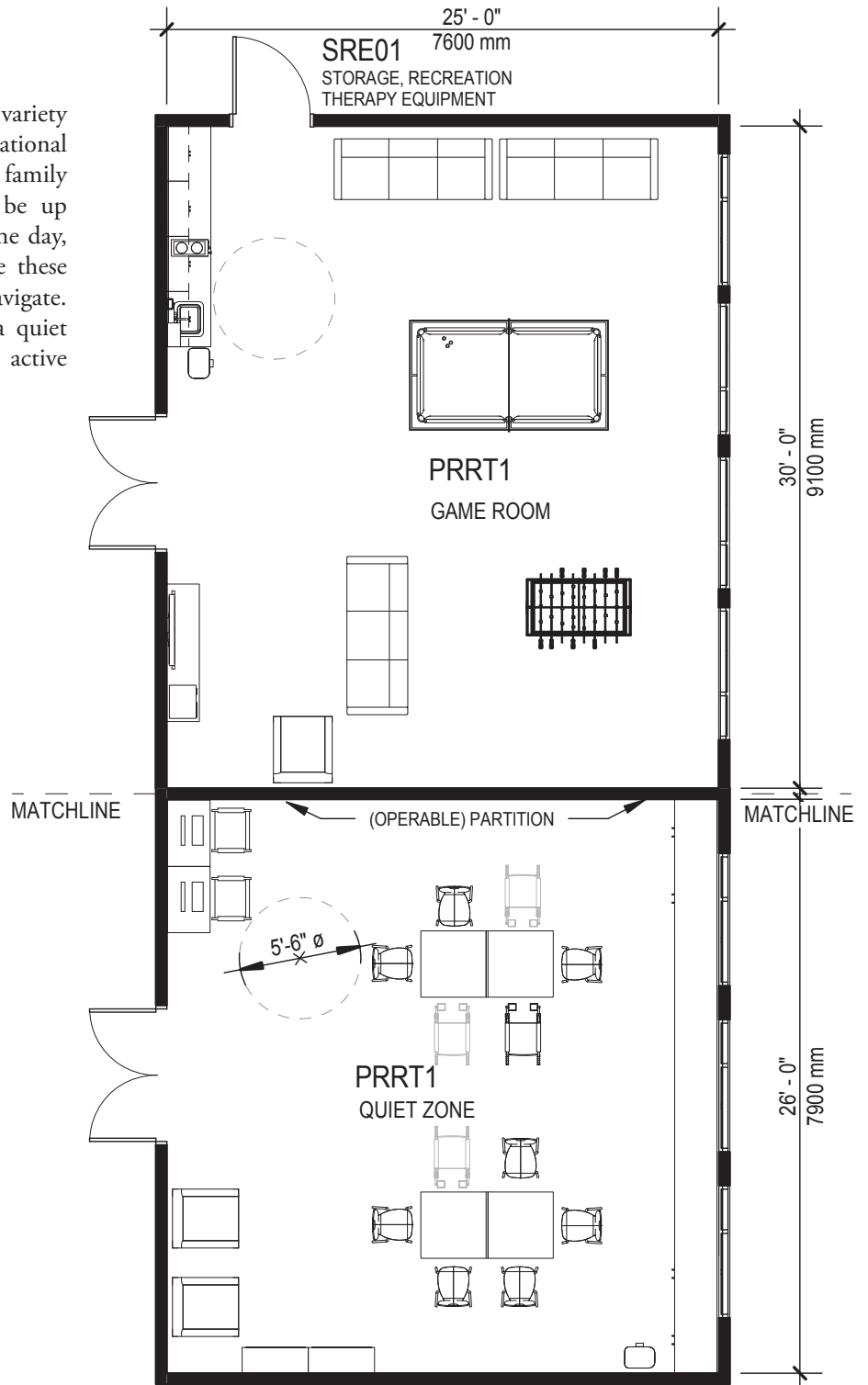
## Equipment List

JSN	NAME	QTY	AI	DESCRIPTION
E0117	Workstation, Straight, Free Standing, 48" W	3	V / V	This JSN will provide a whole work station typical to quickly plan work areas in clinical or administrative spaces. There will be a price decrease if typical work stations are used with vertical hanging strips instead of panels. THIS TYPICAL INCLUDES:  2 standard solid panels; 1 panel connector, 2-way corner; 2 finished end hardware kits; 1 cantilevered work surface; 1 lockable flipper unit; 1 light; 1 tack board; 1 tool rail; 1 diagonal tray; 1 adjustable keyboard tray; 1 mobile pedestal, box/file; 1 support panel.
F0275	Chair, Swivel, High Back	3	V / V	Highback contemporary swivel chair, 41" high X 23" wide X 23" deep with five (5) caster swivel base and arms. Chair may be used at desks or in conference rooms. Back and seat are foam padded and upholstered with either woven textile fabric or vinyl.
F0420	Cabinet, Filing, Lateral, Half Height	2	V / V	Half height two (2) or three (3) drawer lateral filing cabinet, 28" high X 42" wide X 18" deep with recessed handles, locking device and drawer label holders. Drawers are adaptable to either letter or legal size materials.
F2000	Basket, Wastepaper, Round, Metal	1	V / V	Round wastepaper basket, approximately 18" high X 16" diameter. This metal unit is used to collect and temporarily store small quantities of paper refuse in patient rooms, administrative areas and nursing stations.
F3050	Whiteboard, Dry Erase	1	V / V	Whiteboard unit, approximately 36" H x 48" W consisting of a white porcelain enamel writing surface with an attached chalk tray. Magnetic surface available. Image can be easily removed with a standard chalkboard eraser. For use with water color pens. Unit is ready to hang.
F3200	Clock, Battery, 12" Diameter	1	V / V	Clock, 12" diameter. Round surface, easy to read numbers with sweep second hand. Wall mounted unit for use when impractical to install a fully synchronized clock system. Battery operated, (batteries not included).
M1801	Computer, Micro-processing, w/Flat Panel Monitor	3	V / V	Desk top microprocessing computer. The unit shall consist of a central processing mini tower, flat panel monitor, keyboard, mouse and speakers. The system shall have the following minimum characteristics: a 2.8 GHz Pentium processor; 512 MB memory; 80GB hard drive; 32/48x CD-ROMDVD combo; 1.44MB network interface card; video 32 MB NVIDIA; a 18 inch flat panel monitor. The computer is used throughout the facility to input, manipulate and retrieve information.

## 4.2.10 Group Room, Recreation Therapy (PRRT1)

**Function:**

This space is intended to accommodate a variety of supervised and unsupervised recreational activities among patients and on occasion family members. Patients are encouraged to be up and out of their rooms the majority of the day, therefore it is important that spaces like these encourage collaboration and are easy to navigate. This room should be sub-divided into a quiet zone for recreation therapy and more active recreation therapy zone (game room).



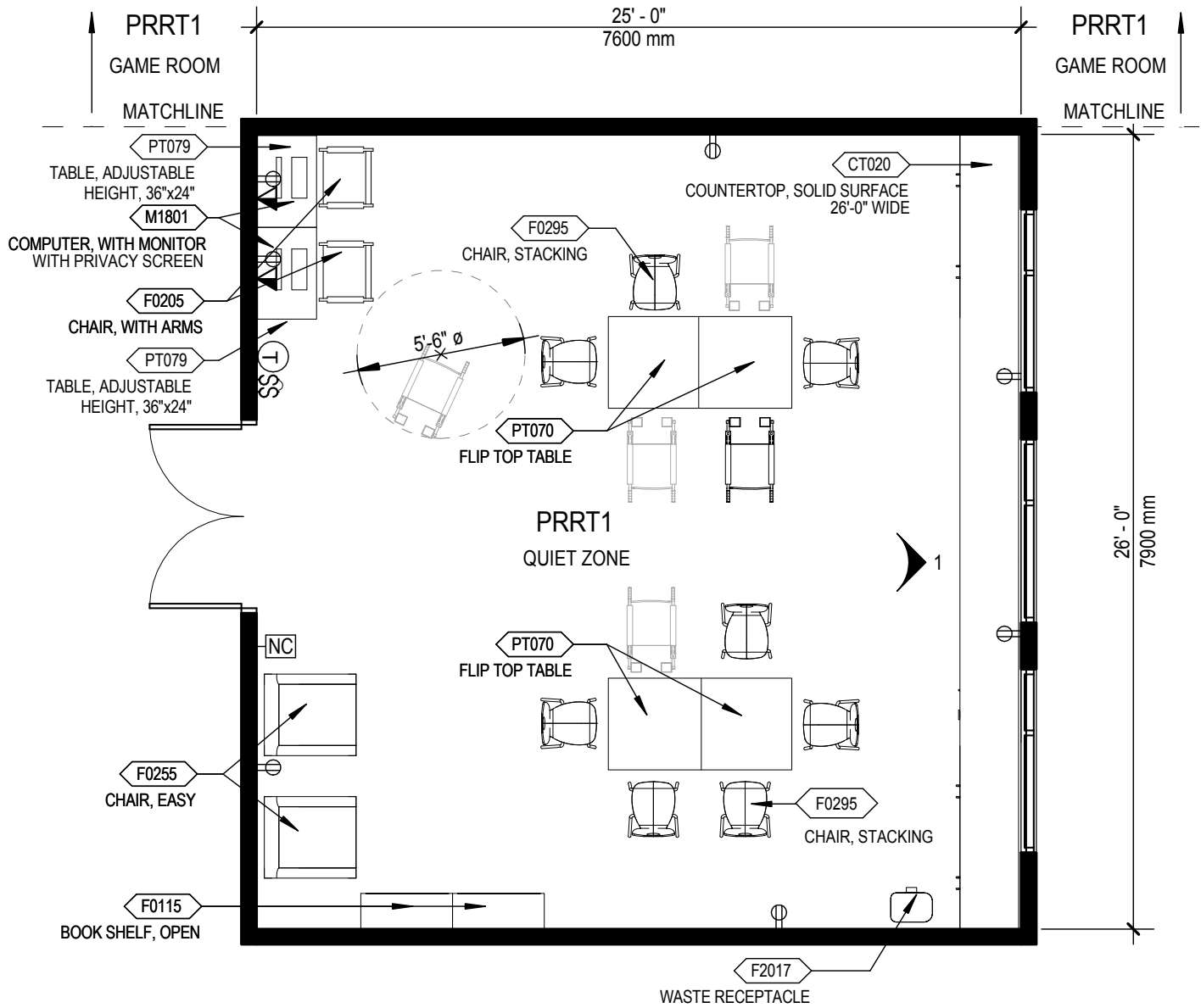
SCALE: 1/8" = 1'-0"



**Polytrauma Rehabilitation Center • Inpatient Unit  
Floor/Equipment Plan (1400 NSF/130.2 NSM)**

NOTE: Guide plates are graphical representations of selected room types, illustrating the integration of space, components, systems, and equipment. They provide typical configurations and general technical guidance, and are not intended to be project specific. Specific infrastructure design requirements are contained in VA Design Manuals and Space Planning Criteria located in the VA Technical Information Library.

# Group Room, Recreation Therapy (PRRT1)



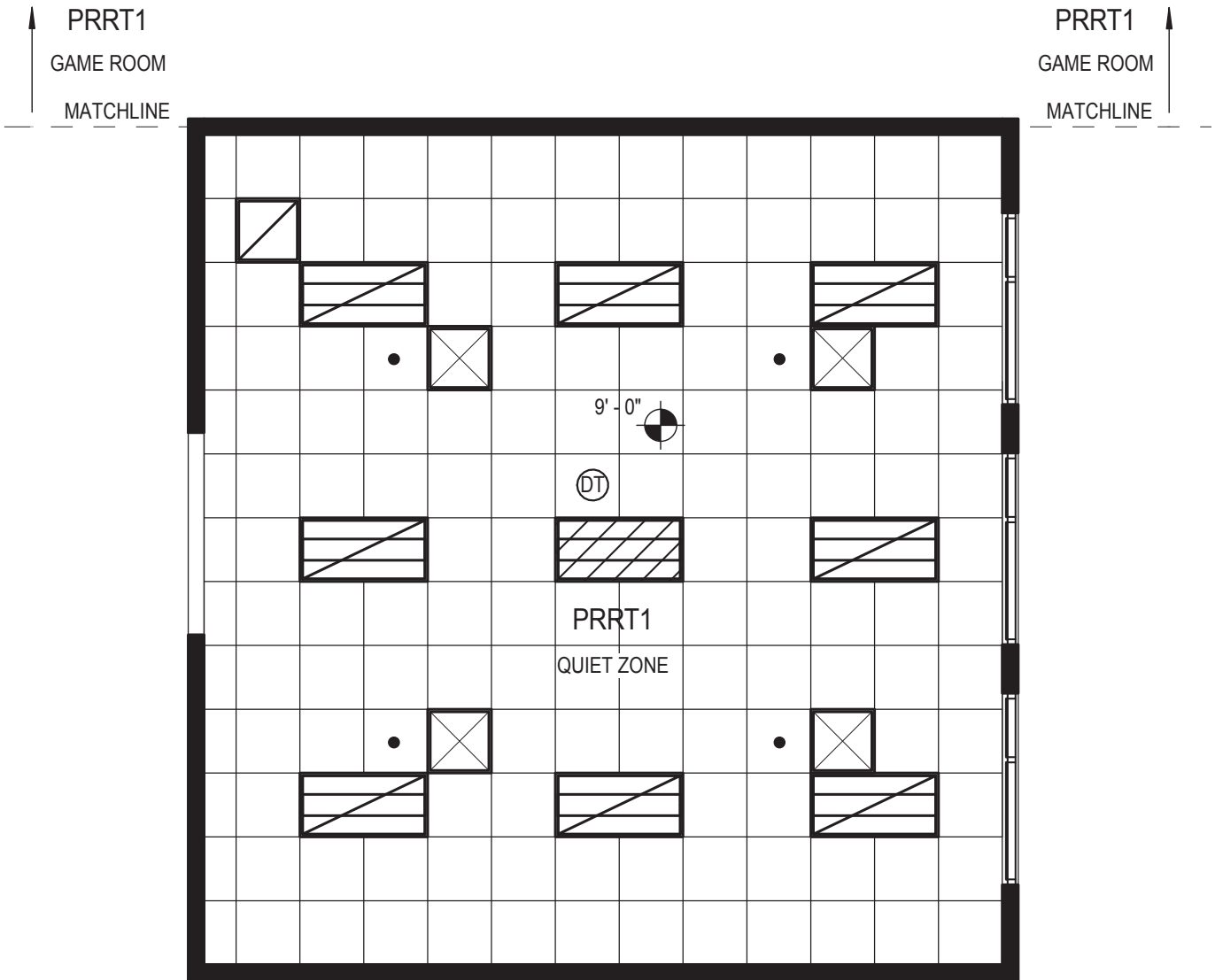
SCALE: 3/16" = 1'-0"



Polytrauma Rehabilitation Center • Inpatient Unit  
Floor/Equipment Plan

NOTE: Guide plates are graphical representations of selected room types, illustrating the integration of space, components, systems, and equipment. They provide typical configurations and general technical guidance, and are not intended to be project specific. Specific infrastructure design requirements are contained in VA Design Manuals and Space Planning Criteria located in the VA Technical Information Library.

# Group Room, Recreation Therapy (PRRT1)



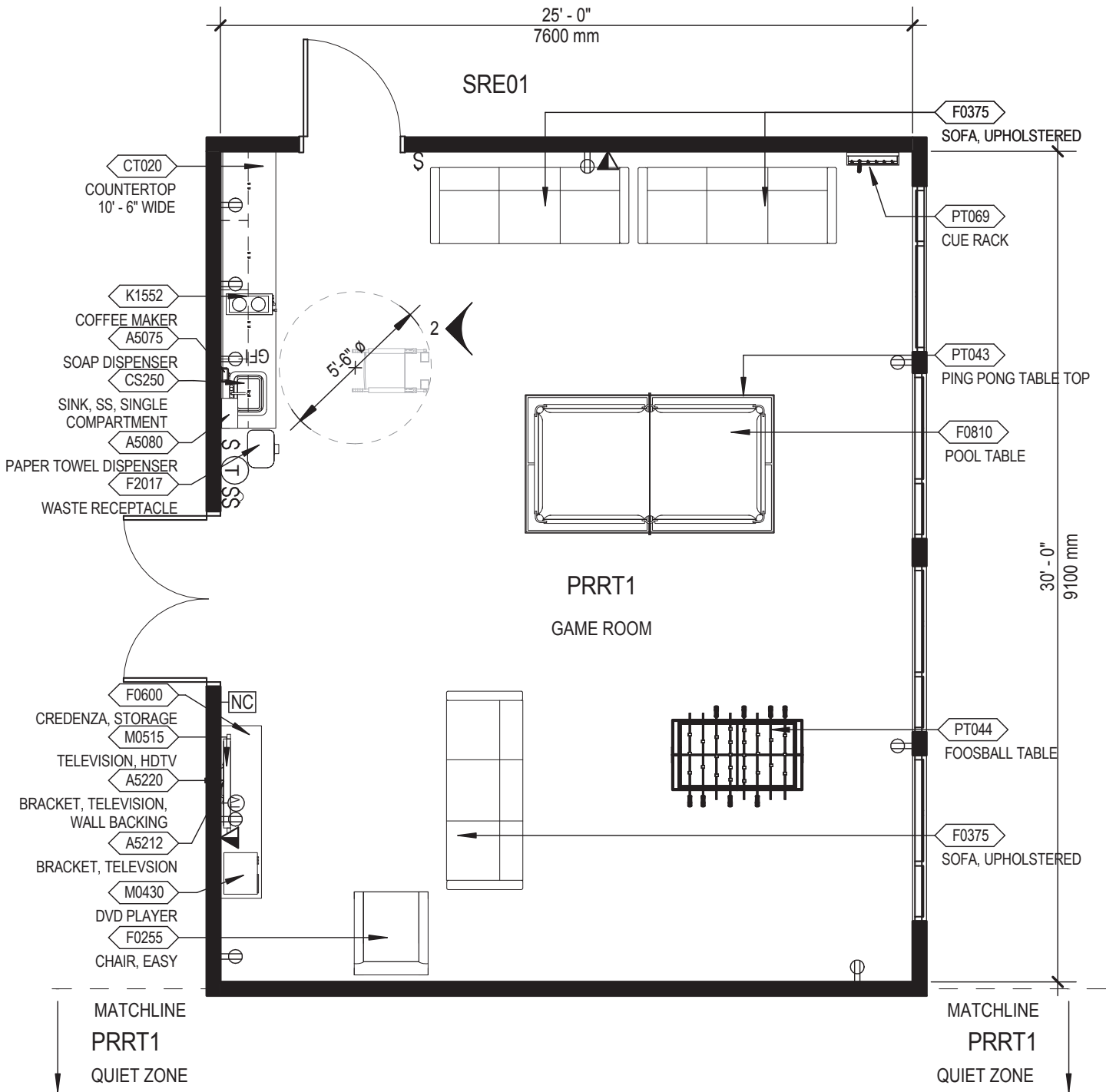
SCALE: 3/16" = 1'-0"



**Polytrauma Rehabilitation Center • Inpatient Unit  
Reflected Ceiling Plan**

NOTE: Guide plates are graphical representations of selected room types, illustrating the integration of space, components, systems, and equipment. They provide typical configurations and general technical guidance, and are not intended to be project specific. Specific infrastructure design requirements are contained in VA Design Manuals and Space Planning Criteria located in the VA Technical Information Library.

# Group Room, Recreation Therapy (PRRT1)



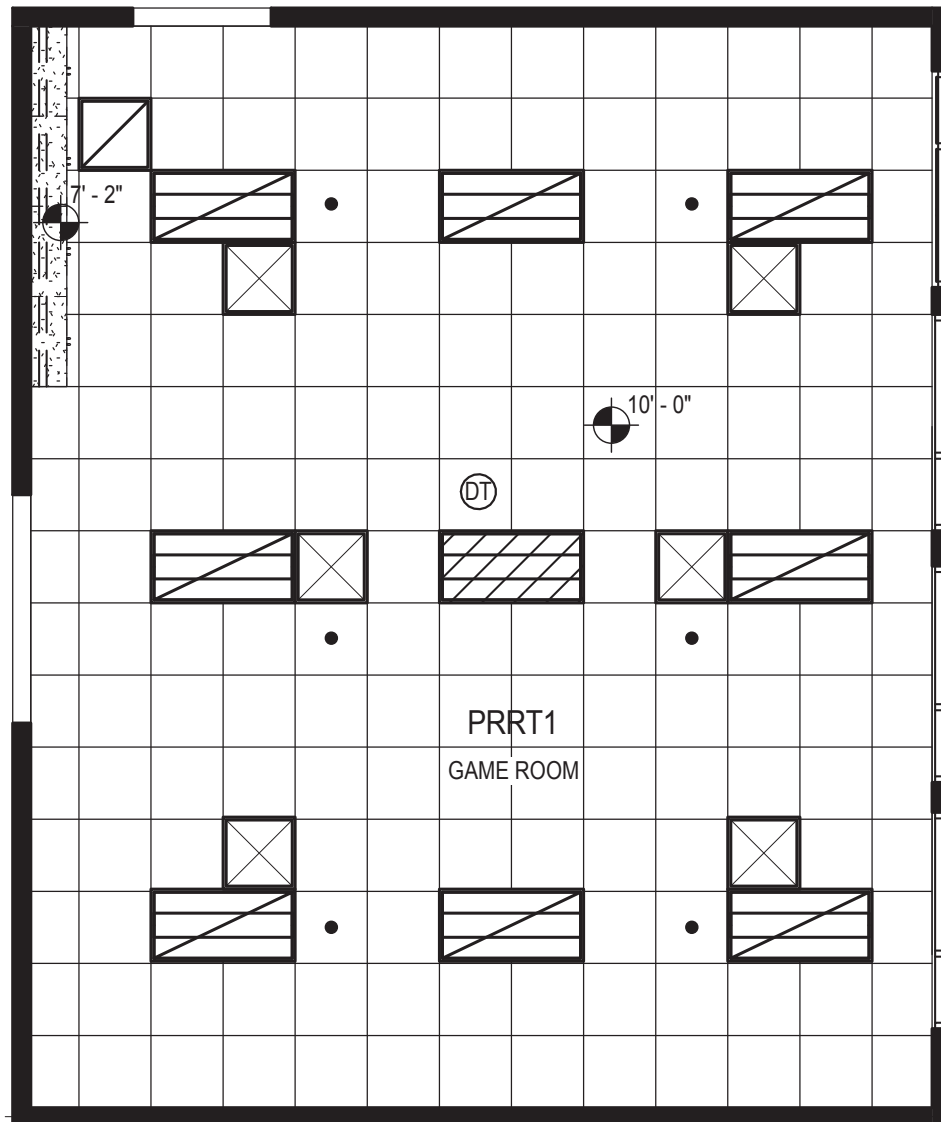
SCALE: 3/16" = 1'-0"



Polytrauma Rehabilitation Center • Inpatient Unit  
Floor/Equipment Plan

NOTE: Guide plates are graphical representations of selected room types, illustrating the integration of space, components, systems, and equipment. They provide typical configurations and general technical guidance, and are not intended to be project specific. Specific infrastructure design requirements are contained in VA Design Manuals and Space Planning Criteria located in the VA Technical Information Library.

# Group Room, Recreation Therapy (PRRT1)



MATCHLINE  
PRRT1  
↓  
COGNITIVE ROOM

MATCHLINE  
PRRT1  
↓  
COGNITIVE ROOM

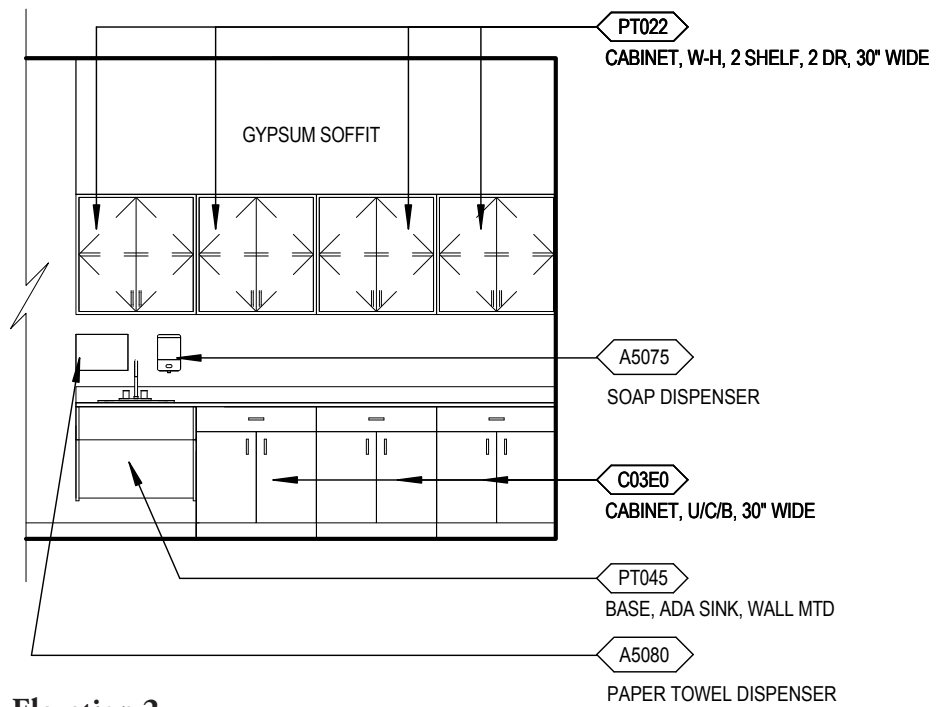
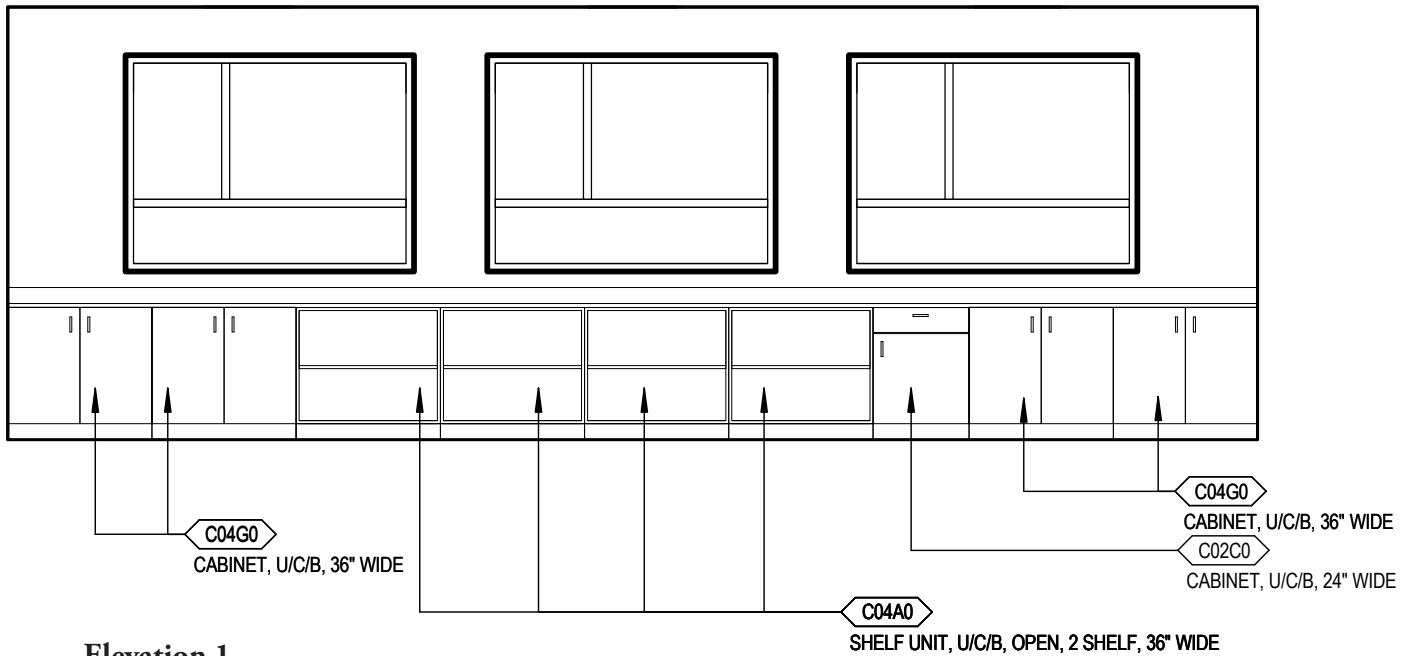
SCALE: 3/16" = 1'-0"



**Polytrauma Rehabilitation Center • Inpatient Unit  
Reflected Ceiling Plan**

NOTE: Guide plates are graphical representations of selected room types, illustrating the integration of space, components, systems, and equipment. They provide typical configurations and general technical guidance, and are not intended to be project specific. Specific infrastructure design requirements are contained in VA Design Manuals and Space Planning Criteria located in the VA Technical Information Library.

# Group Room, Recreation Therapy (PRRT1)



SCALE: 1/4" = 1'-0"



Polytrauma Rehabilitation Center • Inpatient Unit  
Elevation(s)

NOTE: Guide plates are graphical representations of selected room types, illustrating the integration of space, components, systems, and equipment. They provide typical configurations and general technical guidance, and are not intended to be project specific. Specific infrastructure design requirements are contained in VA Design Manuals and Space Planning Criteria located in the VA Technical Information Library.



# Group Room, Recreation Therapy (PRRT1)

## Room Data Sheet

ARCHITECTURAL	
Ceiling	Acoustical Ceiling Tile
Ceiling Height	9'-0" to 10'-0"
Wall Finish	Gypsum Wallboard / Paint
Base	Resilient Base
Floor Finish	Solid Vinyl Floor Tile
Door	6'-0" x 7'-0", Wood or Metal pair, Laminated or Tempered Glass
Hardware	10M
Noise (STC Rating)	45 Slab-to-slab construction
Depression	None Special
Construction	Solid Surface counter with drop-in sink, wall hung cabinets, and base cabinets

HVAC	
Dry Bulb Temp Cooling	75° F (24° C)
Dry Bulb Temp Heating:	70° F (21° C)
Minimum Outside Air:	2 Air Changes/Hr
100% Exhaust Air	—
Noise Criteria	NC40
Relative Humidity/Cooling:	60%
Relative Humidity/Heating	20%
Minimum Air Changes/Hr.	6
Room Pressure	Neutral
AC Load Lights	As Required
AC Load Equipment	As Required
Number of People	26

LIGHTING	
General:	
1. 2'x4' Direct/Indirect Light fixture, Linear prismatic fully frosted acrylic lens with F32T8 lamps, 3500 °K, CRI = 70	
2. Under Cabinet Light	
3. Provides ballasts per fixture for desired switching configuration	
4. Lighting Level: 50fc	

COMMUNICATIONS	
Patient Monitor	
Nurse Call	Yes
Security/Duress	
CCTV	
Telephone	Yes
Pub Address	Yes
Radio	
Data	Yes
Panic Call	
Battery Operated Clock	Yes
Intercom (Phone)	
Staff Assist	Yes

POWER	
General	Yes
Special	
Emergency	Yes

PLUMBING AND MEDICAL GASES	
Cold Water	Yes
Hot Water	Yes
Laboratory Air	
Laboratory Vacuum	
Sanitary/Vent	Yes
Medical Air	
Medical Vacuum	
Oxygen	
Nitrous Oxide	
Nitrogen	
Anesthesia Evac	

# Group Room, Recreation Therapy (PRRT1)

## Equipment List

JSN	NAME	QTY	AI	DESCRIPTION
A5075	Dispenser, Soap, Disposable	1	V / V	Disposable soap dispenser. One-handed dispensing operation. Designed to accommodate disposable soap cartridge and valve.
A5080	Dispenser, Paper Towel, SS, Surface Mounted	1	C / C	A surface mounted, satin finish stainless steel, single-fold, paper towel dispenser. Dispenser features: tumbler lock; front hinged at bottom; and refill indicator slot. Minimum capacity 400 single-fold paper towels. For general purpose use throughout the facility.
A5212	Bracket, Television, Wall-Mounted, Tilt/Angle	1	C / C	A wall mounted, tilt/angled TV bracket for 37" to 80" TVs. Mount will be a universal and VESA compliant unit with a load capacity of up to 130 lbs.
A5220	Bracket, Television, Wall Backing	1	C / C	Wall mounted television bracket backing which provides additional support and strength for the installation of the television bracket. Option available for interior or exterior plate and sized for 12" 16" or 24" stud spacing.
C02C0	Cabinet, U/C/B, 1 Shelf, 1 Drawer, 1 DO, 36x24x22	1	C / C	Standing height under counter base cabinet with an adjustable shelf and a full width drawer above a solid right or left-hinged door (appropriate door hinge configuration to be indicated on equipment elevation drawings). Also referred to as a combination cabinet or a drawer and cupboard cabinet. For general purpose use throughout the facility.
C03E0	Cabinet, U/C/B, 1 Shelf, 1 Drawer, 2 DO, 36x30x22	3	C / C	Standing height under counter base cabinet with an adjustable shelf and a full width drawer above solid hinged doors. Also referred to as a combination cabinet or a drawer and cupboard cabinet. For general purpose use throughout the facility.
C04A0	Cabinet, U/C/B, Open, 2 Shelf, 36x36x22	4	C / C	Standing height under counter base cabinet, open, with two adjustable shelves. Also referred to as an open cabinet. For general purpose use throughout the facility.
C04G0	Cabinet, U/C/B, 2 Shelf, 2 Door, 36x36x22	4	C / C	Standing height under counter base cabinet with two adjustable shelves and two solid hinged doors. Also referred to as a cupboard cabinet. For general purpose use throughout the facility.
CS250	Sink, SS, Single Compartment, 6x12x9 ID	1	C / C	Single compartment stainless steel sink, drop-in, self-rimming, ledge-type, connected with a drain and provided with a mixing faucet. It shall also be provided with pre-punched fixture holes on 4" center, integral back ledge to accommodate deck-mounted fixtures, brushed/polished interior and top surfaces, and sound deadened. Recommended for use in suspended or U/C/B sink cabinets having a high plastic laminate or Chemsurf laminate countertop/work surface. For general purpose use throughout the facility.
CT020	Countertop, Solid Surface	AR	C / C	A solid, nonporous countertop with a smooth seamless appearance. Easy to clean and maintain and with proper cleaning does not support the growth of mold. An acrylic-based solid surface product. Standard thickness of 1", and a 4" butt backsplash/curb. Also referred to as a work surface or work top. Available in a choice of colors and depths. Used in lab and other hospital areas requiring optimum physical and chemical resisting properties.

# Group Room, Recreation Therapy (PRRT1)

## Equipment List

F0115	Bookcase, Open, 5 Shelf	2	V / V	Freestanding open shelf bookcase, approximately 82" high X 37" wide X 18" deep with 5 (five) adjustable shelves. Unit can be separate or part of a system with available add-on shelving.
F0205	Chair, Side With Arms	2	V / V	Upholstered side chair, 32" high X 21" wide X 23" deep with arms, padded seats and padded backs. Seat height is a minimum of 17". Available with or without sled base.
F0295	Chair, Stacking	10	V / V	Stacking chair, approximately 34" H X 21" W X 24" D. May be stacked up to 20 high depending upon the model selected. These chairs are intended primarily as overflow capacity for conference rooms.
F0255	Chair, Easy	3	V / V	Easy chair approximately 35" high X 28" wide X 32" deep with arms and floor glides. Arms, back and seat are foam padded and upholstered in woven textile fabric or vinyl.
F0375	Sofa, Upholstered	3	V / V	Executive sofa with woven fabric textile or vinyl upholstery, foam padded arms, steel spring and foam rubber backs and seats, and floor glides.
F0600	Credenza, Executive, Wood	1	V / V	Executive credenza with two (2) box drawers, two (2) file drawers, a center closed storage area with adjustable shelf and floor glides.
F0810	Table, Pool	1	V / V	Pool table approximately 32" high X 100" wide X 56" deep with 3/4" full size slate bed.
F2017	Waste Receptacle, 24 GAL	2	V / V	Rectangular steel waste receptacle with step-on lid and 24 gallon capacity. The receptacle is used to collect and temporarily store small quantities of paper refuse. Can be used in restrooms, patient areas, laboratories, pharmacies, etc.
K1552	Brewer, Coffee, Auto, Elect, 3 Burner, Front/Back	1	V / V	Space saving front to back automatic coffee maker. This unit includes a heating tank, connection for a cold water supply, decanter service with three burners, funnel and a water flow controller. The unit is used for semi-automatic coffee brewing in cafeterias and commercial institutions. The unit automatically shuts off the water flow when enough has passed through to fill the pot. The unit is normally provided plumbed with a hot water faucet to the side for making other hot drinks (tea, cider, cocoa, etc.). The database height dimension does not include the clearance for coffee decanters warming on the upper burners.
M0430	Recorder / Player, Digital, Video, DVD	1	V / V	Professional medical grade DVD video recorder/player. Approximately 5" high X 10" wide X 14" deep. Meets NTSC and PAL standards and employs MPEG2 video compression. Capable of high speed picture search, direct recording into available disc space and recording and playback on various DVD formats. Audio uses dolby digital format. Convenience outlet required at point of use.
M0515	Television, HDTV	1	V / V	42" diagonal screen, high definition (HDTV) multimedia flat panel display television. The TV will have a 16:9 wide screen aspect ratio, a minimum of 1024 x 768 display resolution, NTSC tuner, built-in stereo speakers and surround sound.

# Group Room, Recreation Therapy (PRRT1)

## Equipment List

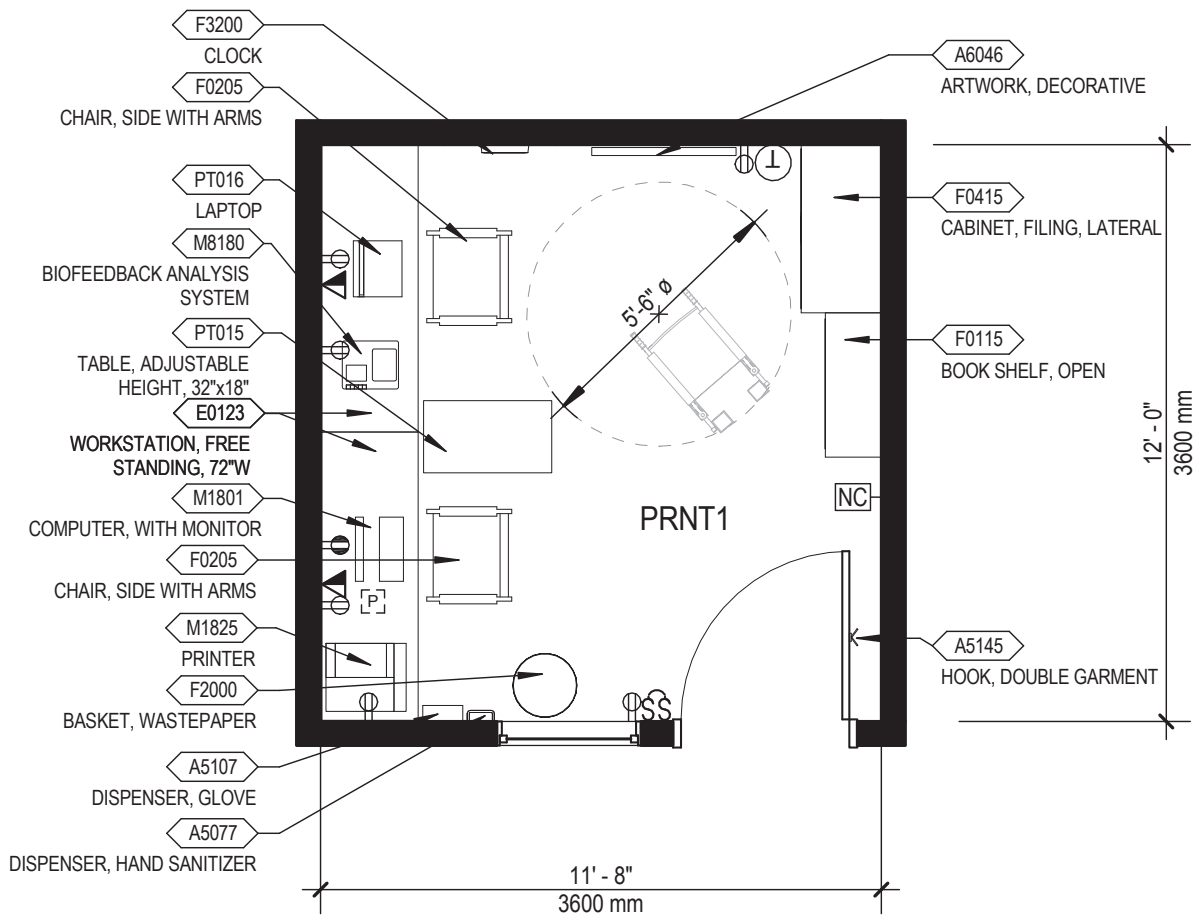
M1801	Computer, Micro-processing, w/Flat Panel Monitor	2	V / V	Desk top microprocessing computer. The unit shall consist of a central processing mini tower, flat panel monitor, keyboard, mouse and speakers. The system shall have the following minimum characteristics: a 2.8 GHz Pentium processor; 512 MB memory; 80GB hard drive; 32/48x CD-ROMDVD combo; 1.44MB network interface card; video 32 MB NVIDIA; a 18 inch flat panel monitor. The computer is used throughout the facility to input, manipulate and retrieve information.
PT022	Cabinet, W-H, 2 Shelf, 2 Dr 30x30	4	V / V	
PT043	Ping Pong Table Top	1	V / V	
PT044	Table, Foosball	1	V / V	
PT045	Base, ADA Sink	1	C / C	
PT069	Rack, Pool Cue	1	V / V	
PT070	Table, Flip Top 36" x 36"	4	V / V	
PT079	Table, Adjustable Height 36 x 24	1	V / V	

# 4.2.11 Testing Lab, Neuropsychology (PRNT1)

## Test-fit

**Function:**

The neuropsychology testing lab is used for computerized and/or paper testing used to measure a psychological function known to be linked to a particular brain structure or pathway. The room should be a quiet environment where a patient and staff member may be testing for up to six hours at a given time. The space should accommodate a staff area and patient area sharing a table where the testing would be completed.



SCALE: 1/4" = 1'-0"



**Polytrauma Rehabilitation Center • Inpatient Unit  
Floor/Equipment Plan (140 NSF/13.0 NSM)**

NOTE: Guide plates are graphical representations of selected room types, illustrating the integration of space, components, systems, and equipment. They provide typical configurations and general technical guidance, and are not intended to be project specific. Specific infrastructure design requirements are contained in VA Design Manuals and Space Planning Criteria located in the VA Technical Information Library.

# Testing Lab, Neuropsychology (PRNT1)

## Equipment List

JSN	NAME	QTY	AI	DESCRIPTION
A5077	Dispenser, Hand Sanitizer, Hands-Free	2	C / C	A touch free wall-mounted hand sanitizer dispenser. For use throughout a healthcare facility. Unit does not include the sanitizing liquid. Units are battery operated.
A5107	Dispenser, Glove, Surgical/Examination, Wall Mntd	1	V / V	Examination glove dispenser box for wall mounting. Fabricated of either cold rolled steel with a white baked enamel finish, plastic or acrylic. Provided with wall bracket to facilitate mounting and demounting.
A5120	Window, Observation, One Way	1	C / C	One way observation window. Window frame mounted inside wall opening on an aluminum frame. Size as required. For use in pediatrics, occupational therapy and psychiatry. Typical size is 36" x 36".
A5145	Hook, Garment, Double, SS, Surface Mounted	1	C / C	A surface mounted, satin finish stainless steel, double garment hook. Equipped with a concealed mounting bracket that is secured to a concealed wall plate. For general purpose use throughout the facility to hang various items of apparel.
A6046	Artwork, Decorative, With Frame	1	V / V	This JSN is to be used for determining and defining location of decorative artwork.
E0123	Workstation, Straight, Free Standing, 72" W	2	V / V	This JSN will provide a whole work station typical to quickly plan work in areas in clinical or administrative spaces. There will be a price decrease if typical work stations are used with vertical hanging strips instead of panels. THIS TYPICAL INCLUDES: 4 Standard Solid Panels 2 Panel Connectors, 2-Way Corner 1 Panel-to-Panel Connector 2 Finished End Hardware 1 Cantilevered, Work Surface 2 Lockable Flipper Units 2 Shelf, Storage/Displays 2 Lights 1 Tack board 1 Tool Rail 1 Paper Tray 1 Diagonal Tray 1 Adjustable Keyboard Tray 1 Mobile Pedestal, Box/File
F0115	Bookcase, Open, 5 Shelf	1	V / V	Freestanding open shelf bookcase, approximately 82" high X 37" wide X 18" deep with 5 (five) adjustable shelves. Unit can be separate or part of a system with available add-on shelving.
F0205	Chair, Side With Arms	2	V / V	Upholstered side chair, 32" high X 21" wide X 23" deep with arms, padded seats and padded backs. Seat height is a minimum of 17". Available with or without sled base.
F0415	Cabinet, Filing, Lateral, Full Height, 5 Drawer	1	V / V	Full height five (5) drawer lateral filing cabinet, 65" high X 42" wide X 18" deep with floor levelers (front), locking device and drawer label holders. Drawers are adaptable to either letter or legal size materials.
F2000	Basket, Wastepaper, Round, Metal	1	V / V	Round wastepaper basket, approximately 18" high X 16" diameter. This metal unit is used to collect and temporarily store small quantities of paper refuse in patient rooms, administrative areas and nursing stations.

# Testing Lab, Neuropsychology (PRNT1)

## Equipment List

F3200	Clock, Battery, 12" Diameter	1	V / V	Clock, 12" diameter. Round surface, easy to read numbers with sweep second hand. Wall mounted unit for use when impractical to install a fully synchronized clock system. Battery operated, (batteries not included).
M1801	Computer, Micro-processing, w/Flat Panel Monitor	1	V / V	Desk top microprocessing computer. The unit shall consist of a central processing mini tower, flat panel monitor, keyboard, mouse and speakers. The system shall have the following minimum characteristics: a 2.8 GHz Pentium processor; 512 MB memory; 80GB hard drive; 32/48x CD-ROMDVD combo; 1.44MB network interface card; video 32 MB NVIDIA; a 18 inch flat panel monitor. The computer is used throughout the facility to input, manipulate and retrieve information.
M1825	Printer, Computer	1	V / V	High resolution computer printer with a variety of type styles and sheet/envelope feeder trays. Database information reflects network ready, medium duty office style laser printers. Other types of printers (bubble jet, dot matrix, line or plotter) as well as light or heavy use capabilities are available.
M8180	Biofeedback Analysis System	1	V / V	Computer based biofeedback testing and analysis system. Unit accepts electroencephalograph (EEG), electromyograph (EMG), DC potential, goniometry, body temperature and other physiologic measurements for correlation and analysis. The system is primarily used in psychiatry and psychology clinics for rehabilitation treatments and pain management training.
PT015	Table, Adjustable Height, 18x32	1	V / V	
PT016	Laptop Computer	1	V / V	

---

## 4.2.12 BROS Treatment / Office (PRTM1)

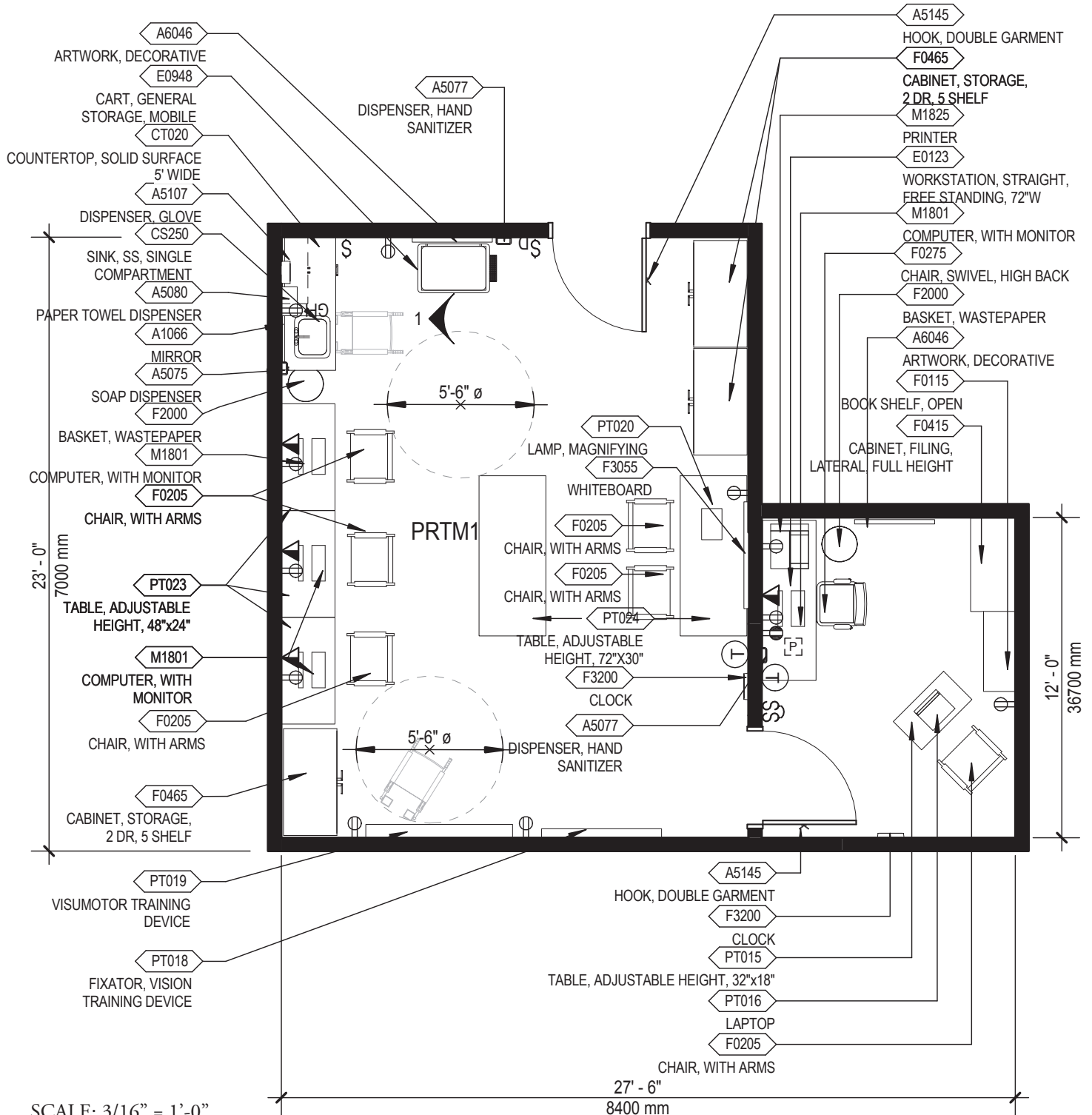
**Function:**

The blind rehabilitation room functions to enhance the personal independence and quality of life for those who are visually impaired due to their TBI or polytrauma injury. The room should be flexible to accommodate computer activities as well as wall mounted visual devices to test and enhance patients' visual strength.

See drawings on the next page(s).



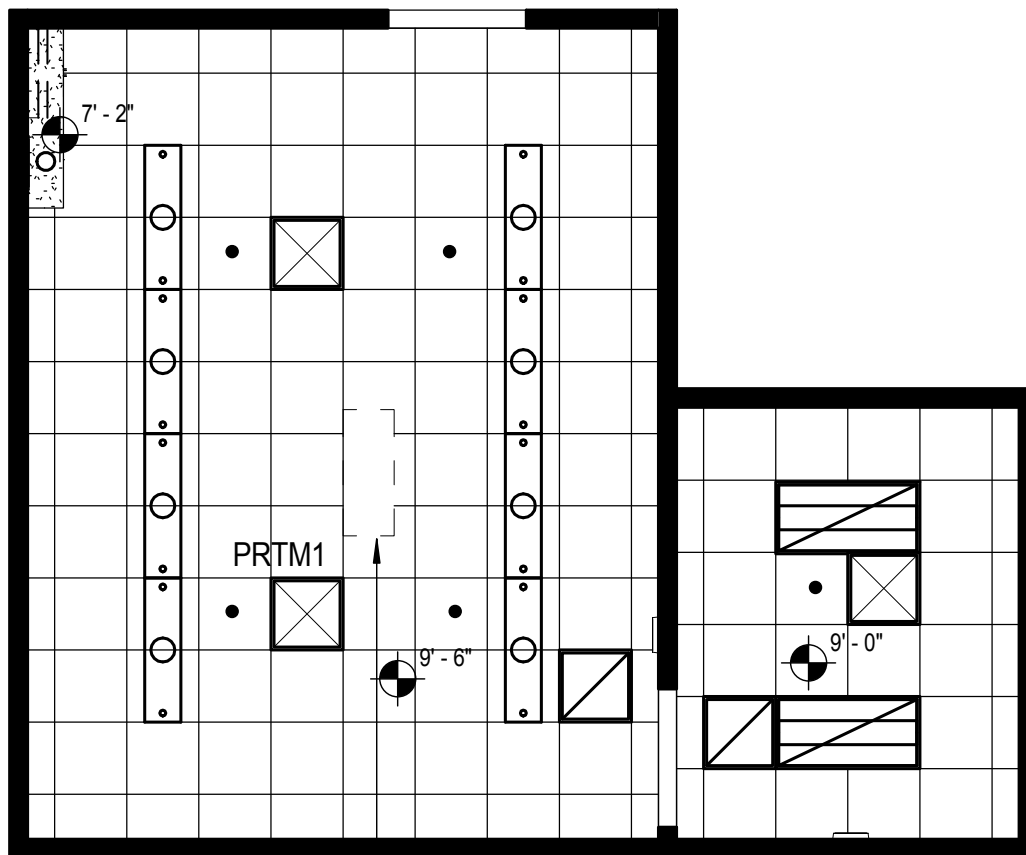
# BROS Treatment / Office (PRTM1)



**Polytrauma Rehabilitation Center • Inpatient Unit  
 Floor/Equipment Plan (520 NSF/48.4 NSM)**

NOTE: Guide plates are graphical representations of selected room types, illustrating the integration of space, components, systems, and equipment. They provide typical configurations and general technical guidance, and are not intended to be project specific. Specific infrastructure design requirements are contained in VA Design Manuals and Space Planning Criteria located in the VA Technical Information Library.

# BROS Treatment / Office (PRTM1)



PT017  
HOOK, S SHAPED,  
CEILING MOUNTED, FOR  
HANGING TRACKING DEVICE

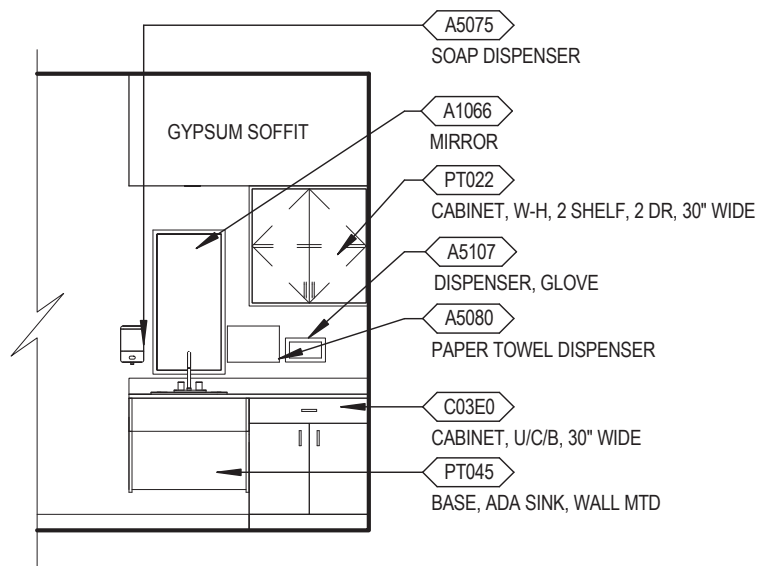
SCALE: 3/16" = 1'-0"



**Polytrauma Rehabilitation Center • Inpatient Unit  
Reflected Ceiling Plan**

NOTE: Guide plates are graphical representations of selected room types, illustrating the integration of space, components, systems, and equipment. They provide typical configurations and general technical guidance, and are not intended to be project specific. Specific infrastructure design requirements are contained in VA Design Manuals and Space Planning Criteria located in the VA Technical Information Library.

# BROS Treatment / Office (PRTM1)



**Elevation 1**

SCALE: 1/4" = 1'-0"



**Polytrauma Rehabilitation Center • Inpatient Unit  
Elevation(s)**

NOTE: Guide plates are graphical representations of selected room types, illustrating the integration of space, components, systems, and equipment. They provide typical configurations and general technical guidance, and are not intended to be project specific. Specific infrastructure design requirements are contained in VA Design Manuals and Space Planning Criteria located in the VA Technical Information Library.

# BROS Treatment/Office, PRTM1

## Room Data Sheet

ARCHITECTURAL	
Ceiling	Acoustical Ceiling Tile
Ceiling Height	9'-0" to 10'-0"
Wall Finish	Gypsum Wallboard / Paint
Base	Resilient Base
Floor Finish	Solid Vinyl Floor Tile
Door	3'-6" x 7'-0", Wood or Metal
Hardware	3E
Noise (STC Rating)	45 Slab-to-slab construction
Depression	None Special
Construction	Solid surface counter with drop-in sink, wall hung cabinets, and base cabinets

COMMUNICATIONS	
Patient Monitor	Yes
Nurse Call	
Security/Duress	
CCTV	
Telephone	Yes
Pub Address	
Radio	
Data	Yes
Panic Call	Yes
Battery Operated Clock	Yes
Intercom (Phone)	
Staff Assist	Yes

HVAC	
Dry Bulb Temp Cooling	75° F (24° C)
Dry Bulb Temp Heating:	70° F (21° C)
Minimum Outside Air:	2 Air Changes/Hr
100% Exhaust Air	—
Noise Criteria	NC40
Relative Humidity/Cooling:	60%
Relative Humidity/Heating	20%
Minimum Air Changes/Hr.	4
Room Pressure	Neutral
AC Load Lights	As Required
AC Load Equipment	As Required
Number of People	6

POWER	
General	Yes
Special	
Emergency	Yes

LIGHTING	
General:	
1. 1'x4' Direct/Indirect Pendant, Glare reducing eclipse louver with F32T8 lamps, 3500 °K, CRI = 70	
2. 2'x4' Direct/Indirect Light fixture, Linear prismatic fully frosted acrylic lens with F32T8 lamps, 3500 °K, CRI = 70	
3. Under cabinet light	
4. Provides ballasts per fixture for desired switching Configuration	
5. Lighting Level: 50fc	

PLUMBING AND MEDICAL GASES	
Cold Water	Yes
Hot Water	Yes
Laboratory Air	
Laboratory Vacuum	
Sanitary/Vent	Yes
Medical Air	
Medical Vacuum	
Oxygen	
Nitrous Oxide	
Nitrogen	
Anesthesia Evac	

# BROS Treatment / Office (PRTM1)

## Equipment List

JSN	NAME	QTY	AI	DESCRIPTION
A1066	Mirror, Float Glass, With SS Frame	1	C / C	A high quality 1/4" polished float glass mirror 36X18, framed in a one-piece, bright polished, stainless steel channel frame with 90° mitered corners. All edges of the mirror are protected by absorbing filler strips. Mirror has a galvanized steel back with integral horizontal hanging brackets and wall hanger for concealed mounting. For mounting above single wall mounted lavatories located in toilet areas, Doctors examination offices, etc. May also be used above double lavatories, either wall or countertop mounted, found in restroom areas.
A5075	Dispenser, Soap, Disposable	1	V / V	Disposable soap dispenser. One-handed dispensing operation. Designed to accommodate disposable soap cartridge and valve.
A5077	Dispenser, Hand Sanitizer, Hands-Free	2	C / C	A touch free wall-mounted hand sanitizer dispenser. For use throughout a healthcare facility. Unit does not include the sanitizing liquid. Units are battery operated.
A5080	Dispenser, Paper Towel, SS, Surface Mounted	1	C / C	A surface mounted, satin finish stainless steel, single-fold, paper towel dispenser. Dispenser features: tumbler lock; front hinged at bottom; and refill indicator slot. Minimum capacity 400 single-fold paper towels. For general purpose use throughout the facility.
A5107	Dispenser, Glove, Surgical/Examination, Wall Mntd	1	V / V	Examination glove dispenser box for wall mounting. Fabricated of either cold rolled steel with a white baked enamel finish, plastic or acrylic. Provided with wall bracket to facilitate mounting and demounting.
A5145	Hook, Garment, Double, SS, Surface Mounted	2	C / C	A surface mounted, satin finish stainless steel, double garment hook. Equipped with a concealed mounting bracket that is secured to a concealed wall plate. For general purpose use throughout the facility to hang various items of apparel.
A6046	Artwork, Decorative, With Frame	2	V / V	This JSN is to be used for determining and defining location of decorative artwork.
C03E0	Cabinet, U/C/B, 1 Shelf, 1 Drawer, 2 DO, 36x30x22	1	C / C	Standing height under counter base cabinet with an adjustable shelf and a full width drawer above solid hinged doors. Also referred to as a combination cabinet or a drawer and cupboard cabinet. For general purpose use throughout the facility.
CS250	Sink, SS, Single Compartment, 6x12x9 ID	1	C / C	Single compartment stainless steel sink, drop-in, self-rimming, ledge-type, connected with a drain and provided with a mixing faucet. It shall also be provided with pre-punched fixture holes on 4" center, integral back ledge to accommodate deck-mounted fixtures, brushed/polished interior and top surfaces, and sound deadened. Recommended for use in suspended or U/C/B sink cabinets having a high plastic laminate or Chemsurf laminate countertop/work surface. For general purpose use throughout the facility.
CT020	Countertop, Solid Surface	AR	C / C	A solid, nonporous countertop with a smooth seamless appearance. Easy to clean and maintain and with proper cleaning does not support the growth of mold. An acrylic-based solid surface product. Standard thickness of 1", and a 4" butt backsplash/curb. Also referred to as a work surface or work top. Available in a choice of colors and depths. Used in lab and other hospital areas requiring optimum physical and chemical resisting properties.

# BROS Treatment / Office (PRTM1)

## Equipment List

E0123	Workstation, Straight, Free Standing, 72" W	1	V / V	This JSN will provide a whole work station typical to quickly plan work in areas in clinical or administrative spaces. There will be a price decrease if typical work stations are used with vertical hanging strips instead of panels. THIS TYPICAL INCLUDES: 4 Standard Solid Panels 2 Panel Connectors, 2-Way Corner 1 Panel-to-Panel Connector 2 Finished End Hardware 1 Cantilevered, Work Surface 2 Lockable Flipper Units 2 Shelf, Storage/Displays 2 Lights 1 Tack board 1 Tool Rail 1 Paper Tray 1 Diagonal Tray 1 Adjustable Keyboard Tray 1 Mobile Pedestal, Box/File
E0948	Cart, General Storage, Mobile	1	V / V	THIS TYPICAL INCLUDES:  1 Cart Body, Style-A Narrow, w/Raised Edge Top  2 Drawers, 3" H (76mm)  4 Drawers, 6" H (152mm)  1 Accessory Rail, Side  Drawer Organizer Bins
F0115	Bookcase, Open, 5 Shelf	1	V / V	Freestanding open shelf bookcase, approximately 82" high X 37" wide X 18" deep with 5 (five) adjustable shelves. Unit can be separate or part of a system with available add-on shelving.
F0205	Chair, Side With Arms	6	V / V	Upholstered side chair, 32" high X 21" wide X 23" deep with arms, padded seats and padded backs. Seat height is a minimum of 17". Available with or without sled base.
F0275	Chair, Swivel, High Back	1	V / V	Highback contemporary swivel chair, 41" high X 23" wide X 23" deep with five (5) caster swivel base and arms. Chair may be used at desks or in conference rooms. Back and seat are foam padded and upholstered with either woven textile fabric or vinyl.
F0415	Cabinet, Filing, Lateral, Full Height, 5 Drawer	1	V / V	Full height five (5) drawer lateral filing cabinet, 65" high X 42" wide X 18" deep with floor levelers (front), locking device and drawer label holders. Drawers are adaptable to either letter or legal size materials.
F0465	Cabinet, Storage, 2 Door, 5 Shelf	3	V / V	Storage cabinet, 78" high X 48" wide X 24" deep with two (2) doors and five (5) adjustable shelves.
F2000	Basket, Wastepaper, Round, Metal	2	V / V	Round wastepaper basket, approximately 18" high X 16" diameter. This metal unit is used to collect and temporarily store small quantities of paper refuse in patient rooms, administrative areas and nursing stations.

# BROS Treatment / Office (PRTM1)

## Equipment List

F3055	Whiteboard, With Sliding Panels.	1	V / V	Standard installations consist of sliding panels and a fixed back panel with the choice of chalkboard, markerboard, bulletin board, or a combination of these choices.
F3200	Clock, Battery, 12" Diameter	2	V / V	Clock, 12" diameter. Round surface, easy to read numbers with sweep second hand. Wall mounted unit for use when impractical to install a fully synchronized clock system. Battery operated, (batteries not included).
M1801	Computer, Micro-processing, w/Flat Panel Monitor	4	V / V	Desk top microprocessing computer. The unit shall consist of a central processing mini tower, flat panel monitor, keyboard, mouse and speakers. The system shall have the following minimum characteristics: a 2.8 GHz Pentium processor; 512 MB memory; 80GB hard drive; 32/48x CD-ROMDVD combo; 1.44MB network interface card; video 32 MB NVIDIA; a 18 inch flat panel monitor. The computer is used throughout the facility to input, manipulate and retrieve information.
M1825	Printer, Computer	1	V / V	High resolution computer printer with a variety of type styles and sheet/envelope feeder trays. Database information reflects network ready, medium duty office style laser printers. Other types of printers (bubble jet, dot matrix, line or plotter) as well as light or heavy use capabilities are available.
PT015	Table, Adjustable Height, 18x32	1	V / V	
PT016	Laptop Computer	1	V / V	
PT017	Hook, S Shaped, Ceiling Mounted, For Hanging Tracking Device	1	V / V	
PT018	Fixator, Vision Training Device	1	V / V	
PT019	Visumotor Training Device	1	V / V	
PT020	Lamp, W/Magnifier	1	V / V	
PT022	Cabinet, W-H, 2 Shelf, 2 Dr 30x30	1	V / V	
PT023	Table, Adjustable Height 48x24	3	V / V	
PT024	Table, Adjustable Height 72x30	2	V / V	
PT045	Base, ADA Sink	1	C / C	

---

## 4.2.13 Assistive Technology Lab (PRAT1); Rehabilitation Engineering Room (PRRE1); Storage, Assistive Technology Equipment (SRS01)

### **Function:**

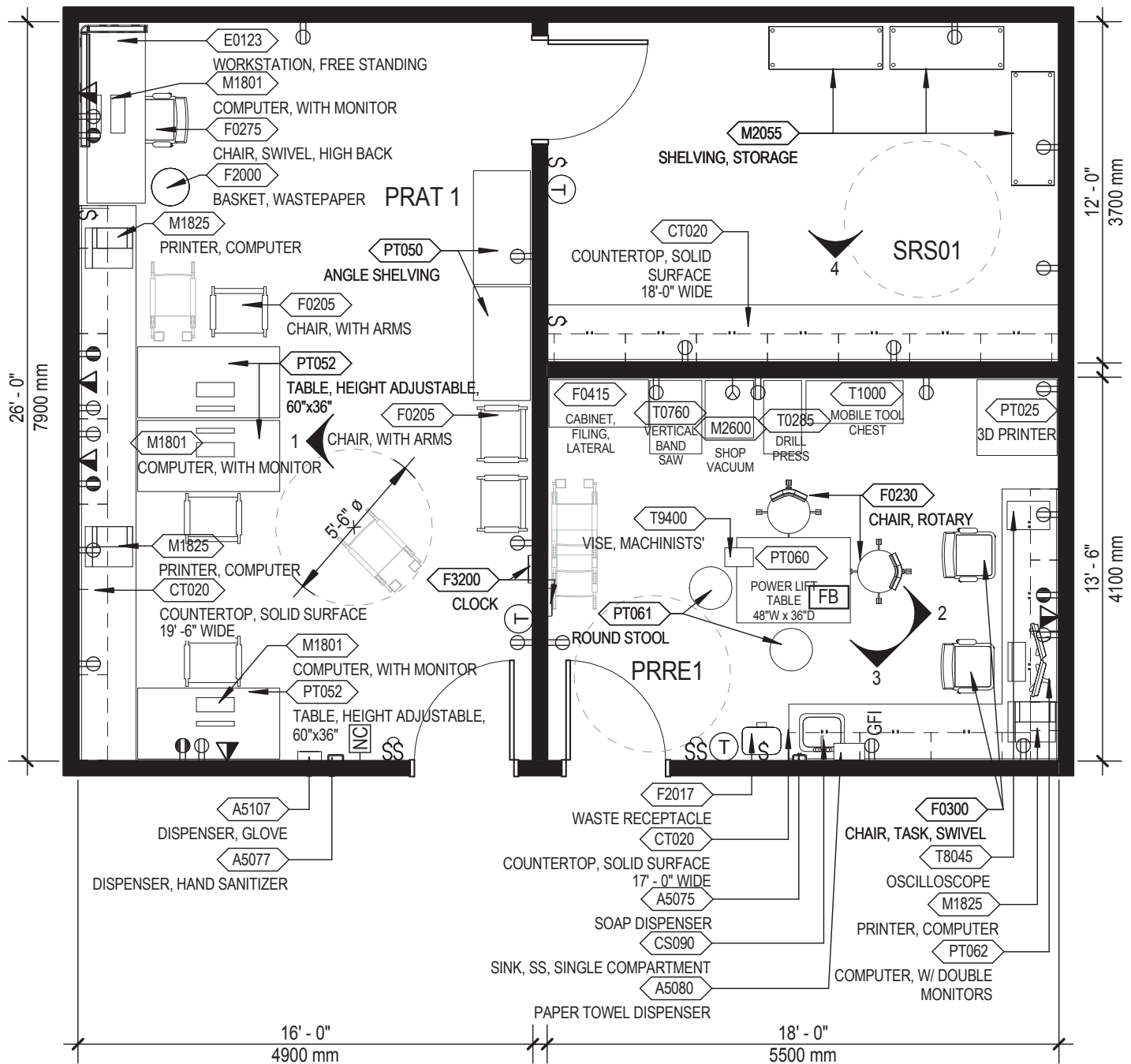
Many patients are faced with adapting to their new environment with alternative ways of communication and completing daily tasks. The assistive technology room (lab) provides patients with the ability to trial various devices and find the best fit for their disability. The room must be flexible to accommodate change in technologies such as augmentative and alternative communication devices, adaptive games, and software. The room should also be accompanied by a large storage room, adequate in size to supply patients with the devices of their choice, and a testing bedroom and bathroom to simulate scenarios and teach patients how to use their new devices if the Apartment, Living Skills Training (PRDL1) is not available in the polytrauma rehabilitation center.

The rehab engineering shop provides space for rehab engineering techs to perform repairs and adaptations to wheelchairs and large devices without the patients' device being sent off for repair, therefore having a lapse in time with this specific device. The room functions as a small machine shop with tool such as a drill press, tool cart, and shop vacuum.

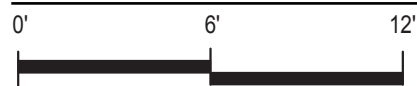
See drawings on the next page(s).



# Assistive Technology Lab (PRAT1); Rehabilitation Engineering Room (PRRE1); Storage, Assistive Technology Equipment (SRS01)



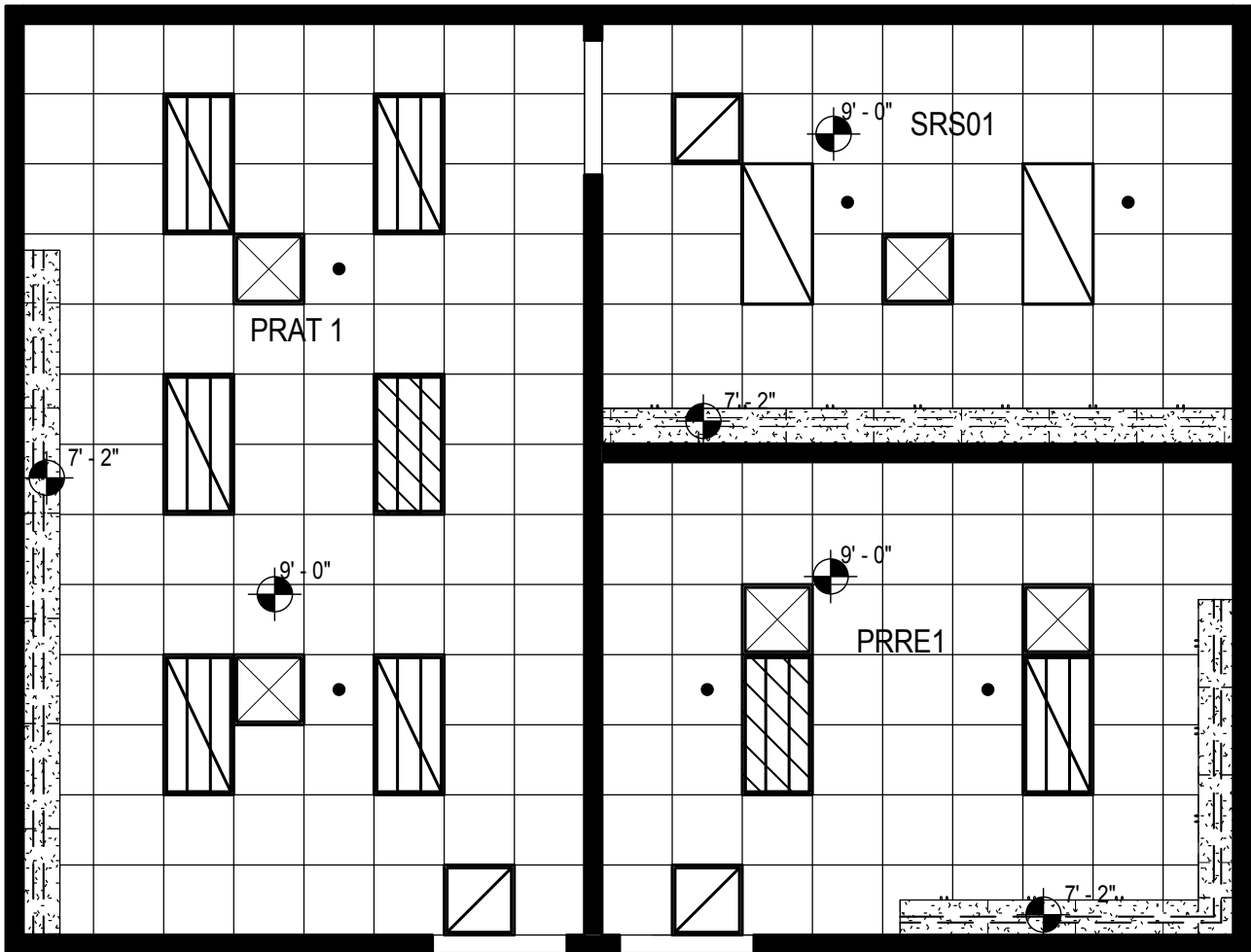
SCALE: 3/16" = 1'-0"



**Polytrauma Rehabilitation Center • Inpatient Unit**  
**Floor/Equipment Plan (420 NSF/39.1 NSM; 240 NSF/22.3 NSM; 240 NSF/22.3 NSM)**

NOTE: Guide plates are graphical representations of selected room types, illustrating the integration of space, components, systems, and equipment. They provide typical configurations and general technical guidance, and are not intended to be project specific. Specific infrastructure design requirements are contained in VA Design Manuals and Space Planning Criteria located in the VA Technical Information Library.

Assistive Technology Lab (PRAT1); Rehabilitation Engineering Room (PRRE1); Storage, Assistive Technology Equipment (SRS01)



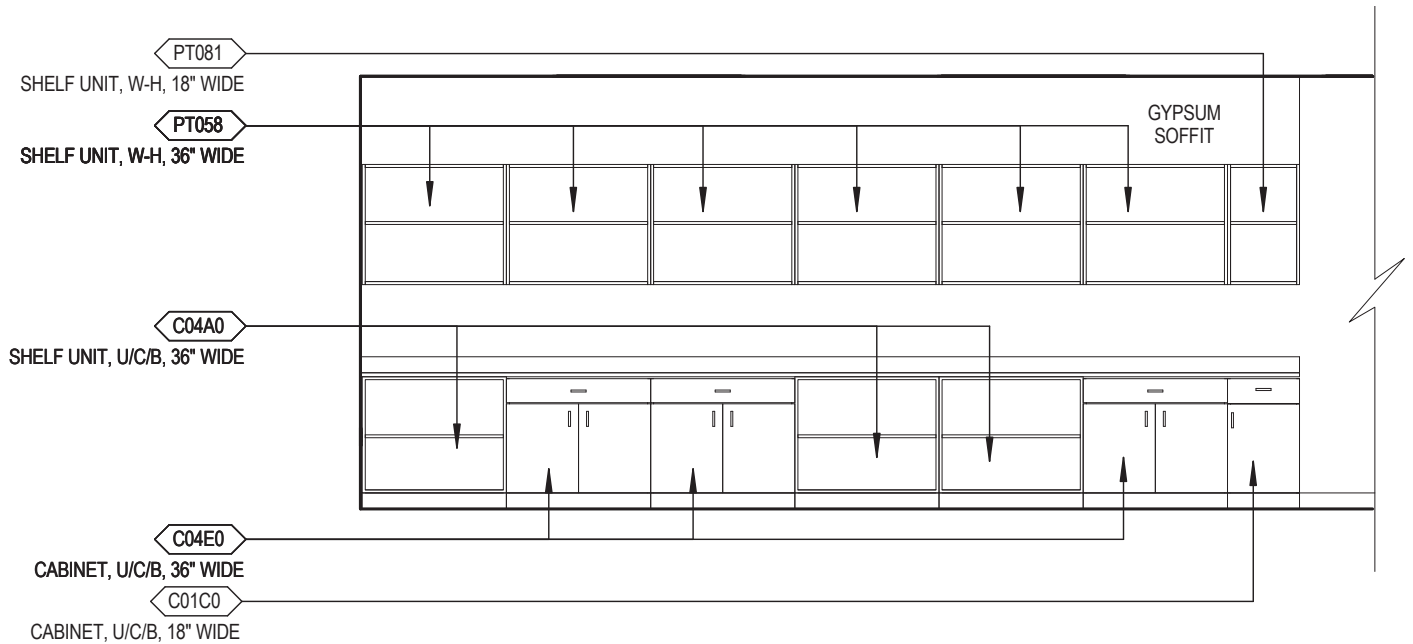
SCALE: 3/16" = 1'-0"



**Polytrauma Rehabilitation Center • Inpatient Unit  
Reflected Ceiling Plan**

NOTE: Guide plates are graphical representations of selected room types, illustrating the integration of space, components, systems, and equipment. They provide typical configurations and general technical guidance, and are not intended to be project specific. Specific infrastructure design requirements are contained in VA Design Manuals and Space Planning Criteria located in the VA Technical Information Library.

# Assistive Technology Lab (PRAT1)



**Elevation 1**

SCALE: 1/4" = 1'-0"

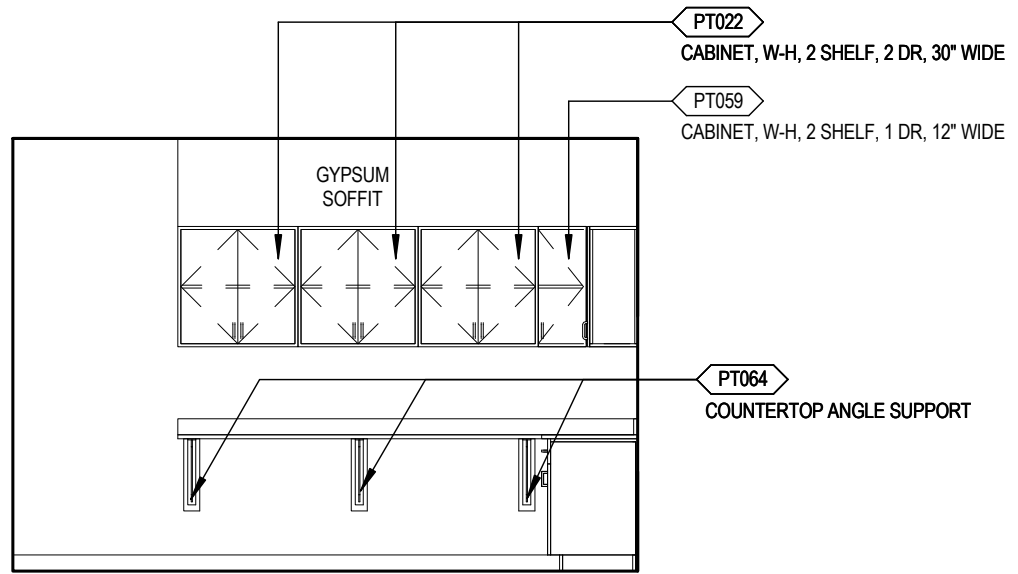


**Polytrauma Rehabilitation Center • Inpatient Unit  
Elevation(s)**

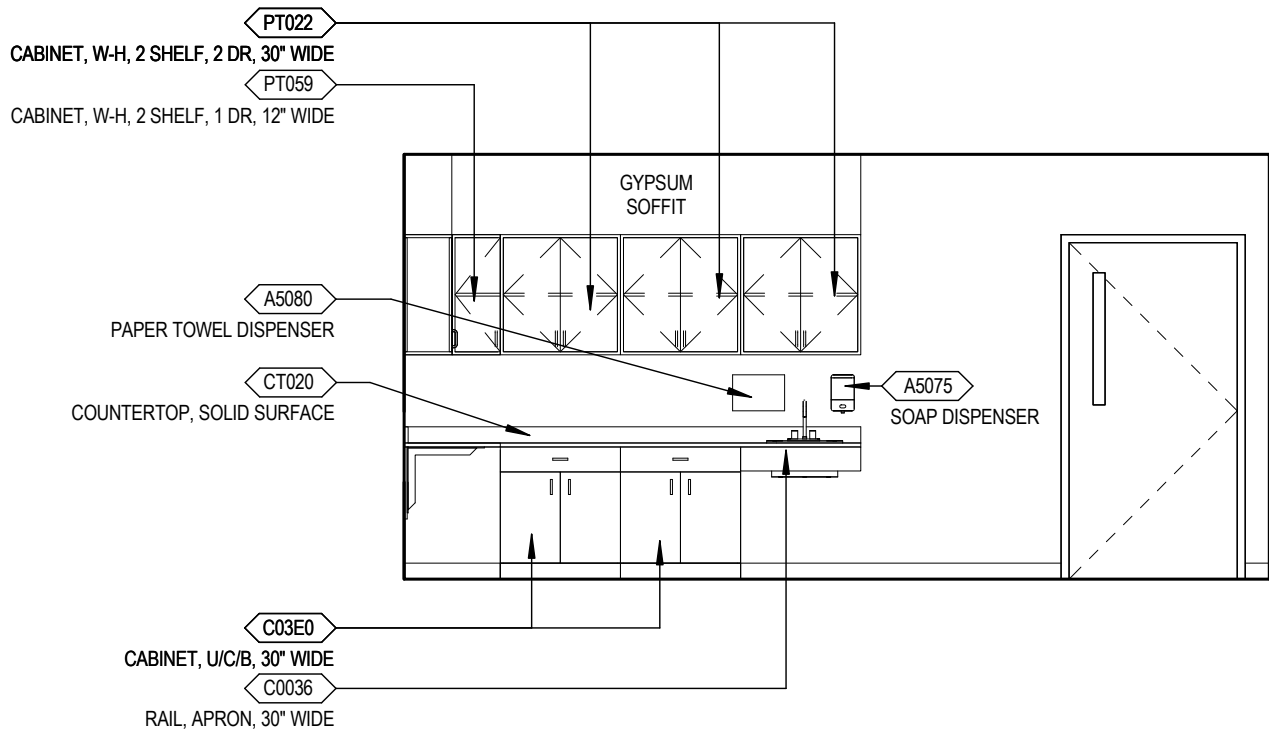
NOTE: Guide plates are graphical representations of selected room types, illustrating the integration of space, components, systems, and equipment. They provide typical configurations and general technical guidance, and are not intended to be project specific. Specific infrastructure design requirements are contained in VA Design Manuals and Space Planning Criteria located in the VA Technical Information Library.



# Rehabilitation Engineering Room (PRRE1)



**Elevation 2**



**Elevation 3**

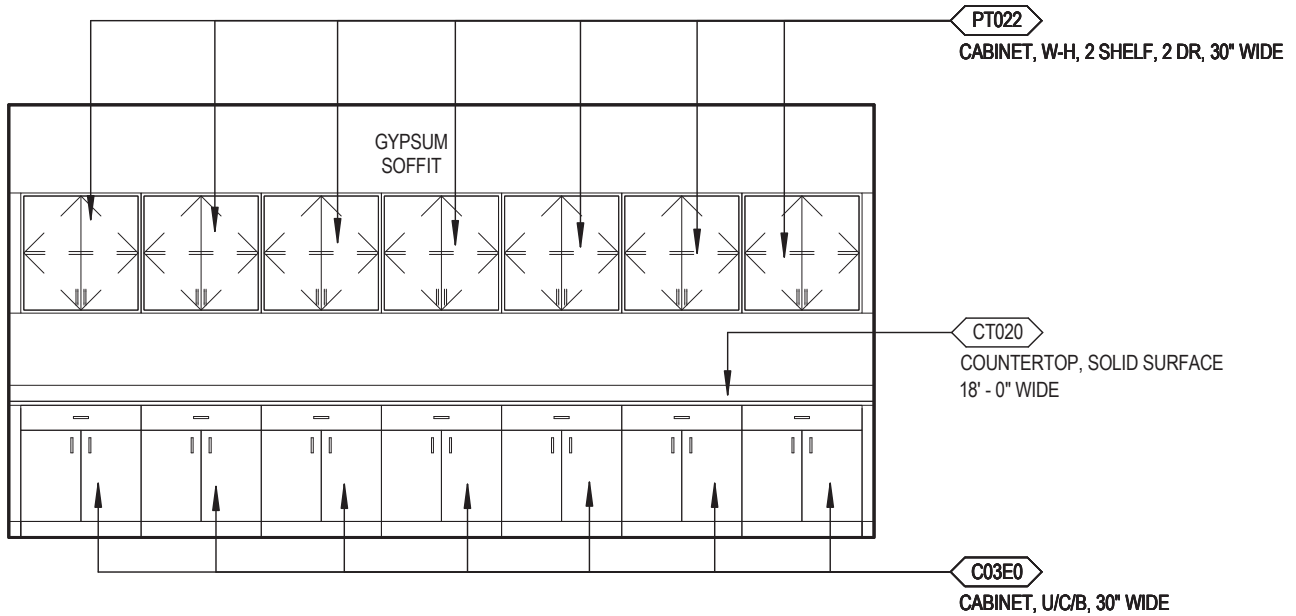
SCALE: 1/4" = 1'-0"



**Polytrauma Rehabilitation Center • Inpatient Unit  
Elevation(s)**

NOTE: Guide plates are graphical representations of selected room types, illustrating the integration of space, components, systems, and equipment. They provide typical configurations and general technical guidance, and are not intended to be project specific. Specific infrastructure design requirements are contained in VA Design Manuals and Space Planning Criteria located in the VA Technical Information Library.

# Storage, Assistive Technology Equipment (SRS01)



**Elevation 4**

SCALE: 1/4" = 1'-0"

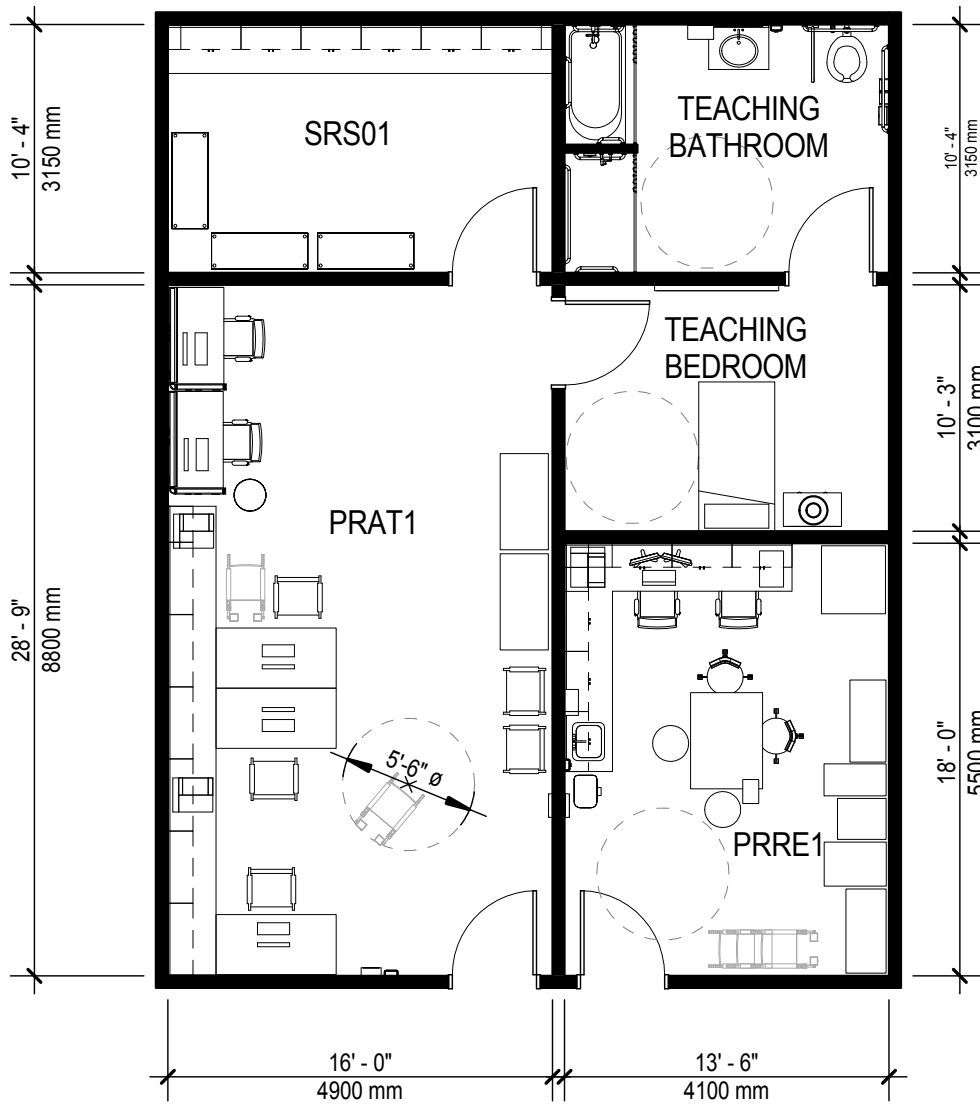


**Polytrauma Rehabilitation Center • Inpatient Unit  
Elevation(s)**


NOTE: Guide plates are graphical representations of selected room types, illustrating the integration of space, components, systems, and equipment. They provide typical configurations and general technical guidance, and are not intended to be project specific. Specific infrastructure design requirements are contained in VA Design Manuals and Space Planning Criteria located in the VA Technical Information Library.

# Assistive Technology Lab (PRAT1); Rehabilitation Engineering Room (PRRE1); Storage, Assistive Technology Equipment (SRS01)

**Optional** - This layout is to be used when an ADL is not available for use in another part of the PRC. The teaching bedroom and bathroom allow patient and staff to test out various types of assistive technologies in residential type settings.



SCALE: 1/8" = 1'-0"



**Polytrauma Rehabilitation Center • Inpatient Unit  
Floor/Equipment Plan**

NOTE: Guide plates are graphical representations of selected room types, illustrating the integration of space, components, systems, and equipment. They provide typical configurations and general technical guidance, and are not intended to be project specific. Specific infrastructure design requirements are contained in VA Design Manuals and Space Planning Criteria located in the VA Technical Information Library.

# Assistive Technology Lab (PRAT1)

## Room Data Sheet

ARCHITECTURAL	
Ceiling	Acoustical Ceiling Tile
Ceiling Height	9'-0" to 10'-0"
Wall Finish	Gypsum Wallboard / Paint
Base	Resilient Base
Floor Finish	<b>Solid Vinyl Floor Tile</b>
Door	<b>3'-6" x 7'-0"</b> , Wood or Metal
Hardware	4E
Noise (STC Rating)	45 Slab-to-slab construction
Depression	None Special
Construction	Solid surface counter

HVAC	
Dry Bulb Temp Cooling	75° F (24° C)
Dry Bulb Temp Heating:	70° F (21° C)
Minimum Outside Air:	2 Air Changes/Hr
100% Exhaust Air	—
Noise Criteria	NC40
Relative Humidity/Cooling:	60%
Relative Humidity/Heating	20%
Minimum Air Changes/Hr.	4
Room Pressure	Neutral
AC Load Lights	As Required
AC Load Equipment	As Required
Number of People	7

LIGHTING	
General:	
1. 2'x4' Direct/Indirect Light fixture, Linear prismatic fully frosted acrylic lens with F32T8 lamps, 3500 °K, CRI = 70	
2. Under cabinet light	
3. Provides ballasts per fixture for desired switching configuration	
4. Lighting Level: 50fc	

COMMUNICATIONS	
Patient Monitor	
Nurse Call	Yes
Security/Duress	
CCTV	
Telephone	Yes
Pub Address	
Radio	
Data	Yes
Panic Call	
Battery Operated Clock	Yes
Intercom (Phone)	
Staff Assist	Yes

POWER	
General	Yes
Special	
Emergency	Yes

PLUMBING AND MEDICAL GASES	
Cold Water	Yes
Hot Water	
Laboratory Air	
Laboratory Vacuum	
Sanitary/Vent	Yes
Medical Air	
Medical Vacuum	
Oxygen	
Nitrous Oxide	
Nitrogen	
Anesthesia Evac	

# Rehabilitation Engineering Room (PRRE1)

## Room Data Sheet

ARCHITECTURAL	
Ceiling	Acoustical Ceiling Tile
Ceiling Height	9'-0" to 10'-0"
Wall Finish	Gypsum Wallboard / Paint
Base	Resilient Base
Floor Finish	Solid Vinyl Floor Tile
Door	3'-6" x 7'-0", Wood or Metal
Hardware	4E
Noise (STC Rating)	45 Slab-to-slab construction
Depression	None Special
Construction	High pressure laminate counter with drop-in sink, wall hung cabinets, and base cabinets

COMMUNICATIONS	
Patient Monitor	
Nurse Call	
Security/Duress	
CCTV	
Telephone	Yes
Pub Address	
Radio	
Data	Yes
Panic Call	
Battery Operated Clock	Yes
Intercom (Phone)	
Staff Assist	Yes

HVAC	
Dry Bulb Temp Cooling	75° F (24° C)
Dry Bulb Temp Heating:	70° F (21° C)
Minimum Outside Air:	2 Air Changes/Hr
100% Exhaust Air	—
Noise Criteria	NC45
Relative Humidity/Cooling:	60%
Relative Humidity/Heating	20%
Minimum Air Changes/Hr.	6
Room Pressure	Negative (-)
AC Load Lights	As Required
AC Load Equipment	As Required
Number of People	6

POWER	
General	Yes
Special	Yes
Emergency	Yes

LIGHTING	
General:	
1. 2'x4' Direct/Indirect Light fixture, Linear prismatic fully frosted acrylic lens with F32T8 lamps, 3500 °K, CRI = 70	
2. Under cabinet light	
3. Provides ballasts per fixture for desired switching configuration	
4. Lighting Level: 50fc	

PLUMBING AND MEDICAL GASES	
Cold Water	Yes
Hot Water	Yes
Laboratory Air	
Laboratory Vacuum	
Sanitary/Vent	Yes
Medical Air	
Medical Vacuum	
Oxygen	
Nitrous Oxide	
Nitrogen	
Anesthesia Evac	
* Shop vacuum system to be provided	



# Assistive Technology Lab (PRAT1)

## Equipment List

JSN	NAME	QTY	AI	DESCRIPTION
A5077	Dispenser, Hand Sanitizer, Hands-Free	2	C / C	A touch free wall-mounted hand sanitizer dispenser. For use throughout a healthcare facility. Unit does not include the sanitizing liquid. Units are battery operated.
A5107	Dispenser, Glove, Surgical/Examination, Wall Mntd	1	V / V	Examination glove dispenser box for wall mounting. Fabricated of either cold rolled steel with a white baked enamel finish, plastic or acrylic. Provided with wall bracket to facilitate mounting and demounting.
C04A0	Cabinet, U/C/B, Open, 2 Shelf, 36x36x22	3	C / C	Standing height under counter base cabinet, open, with two adjustable shelves. Also referred to as an open cabinet. For general purpose use throughout the facility.
C01C0	Cabinet, U/C/B, 1 Shelf, 1 Drawer, 1 DO, 36x18x22	1	C / C	Standing height under counter base cabinet with an adjustable shelf and a full width drawer above a solid right or left-hinged door (appropriate door hinge configuration to be indicated on equipment elevation drawings). Also referred to as a combination cabinet or a drawer and cupboard cabinet. For general purpose use throughout the facility.
C04E0	Cabinet, U/C/B, 1 Shelf, 1 Drawer, 2 DO, 36x36x22	3	C / C	Standing height under counter base cabinet with an adjustable shelf and a full width drawer above solid hinged doors. Also referred to as a combination cabinet or a drawer and cupboard cabinet. For general purpose use throughout the facility.
CT020	Countertop, Solid Surface	AR	C / C	A solid, nonporous countertop with a smooth seamless appearance. Easy to clean and maintain and with proper cleaning does not support the growth of mold. An acrylic-based solid surface product. Standard thickness of 1", and a 4" butt backsplash/curb. Also referred to as a work surface or work top. Available in a choice of colors and depths. Used in lab and other hospital areas requiring optimum physical and chemical resisting properties.
E0123	Workstation, Straight, Free Standing, 72" W	1	V / V	This JSN will provide a whole work station typical to quickly plan work in areas in clinical or administrative spaces. There will be a price decrease if typical work stations are used with vertical hanging strips instead of panels. THIS TYPICAL INCLUDES: 4 Standard Solid Panels 2 Panel Connectors, 2-Way Corner 1 Panel-to-Panel Connector 2 Finished End Hardware 1 Cantilevered, Work Surface 2 Lockable Flipper Units 2 Shelf, Storage/Displays 2 Lights 1 Tack board 1 Tool Rail 1 Paper Tray 1 Diagonal Tray 1 Adjustable Keyboard Tray 1 Mobile Pedestal, Box/File

# Assistive Technology Lab (PRAT1)

## Equipment List

F0205	Chair, Side With Arms	5	V / V	Upholstered side chair, 32" high X 21" wide X 23" deep with arms, padded seats and padded backs. Seat height is a minimum of 17". Available with or without sled base.
F0275	Chair, Swivel, High Back	1	V / V	Highback contemporary swivel chair, 41" high X 23" wide X 23" deep with five (5) caster swivel base and arms. Chair may be used at desks or in conference rooms. Back and seat are foam padded and upholstered with either woven textile fabric or vinyl.
F2000	Basket, Wastepaper, Round, Metal	1	V / V	Round wastepaper basket, approximately 18" high X 16" diameter. This metal unit is used to collect and temporarily store small quantities of paper refuse in patient rooms, administrative areas and nursing stations.
F3200	Clock, Battery, 12" Diameter	1	V / V	Clock, 12" diameter. Round surface, easy to read numbers with sweep second hand. Wall mounted unit for use when impractical to install a fully synchronized clock system. Battery operated, (batteries not included).
M1801	Computer, Micro-processing, w/Flat Panel Monitor	4	V / V	Desk top microprocessing computer. The unit shall consist of a central processing mini tower, flat panel monitor, keyboard, mouse and speakers. The system shall have the following minimum characteristics: a 2.8 GHz Pentium processor; 512 MB memory; 80GB hard drive; 32/48x CD-ROMDVD combo; 1.44MB network interface card; video 32 MB NVIDIA; a 18 inch flat panel monitor. The computer is used throughout the facility to input, manipulate and retrieve information.
M1825	Printer, Computer	2	V / V	High resolution computer printer with a variety of type styles and sheet/envelope feeder trays. Database information reflects network ready, medium duty office style laser printers.
PT050	Shelving, Angled	2	C / C	
PT052	Table, Work, Ht. Adj., 60x36	3	C / C	
PT058	Shelf Unit, Wall Hung, 2 Shelf, 36x30	6	C / C	
PT081	Shelf Unit, Wall Hung, 2 Shelf, 18x30	1	C / C	

# Rehabilitation Engineering Room (PRRE1)

## Equipment List

JSN	NAME	QTY	AI	DESCRIPTION
A5075	Dispenser, Soap, Disposable	1	V / V	Disposable soap dispenser. One-handed dispensing operation. Designed to accommodate disposable soap cartridge and valve.
A5080	Dispenser, Paper Towel, SS, Surface Mounted	1	C / C	A surface mounted, satin finish stainless steel, single-fold, paper towel dispenser. Dispenser features: tumbler lock; front hinged at bottom; and refill indicator slot. Minimum capacity 400 single-fold paper towels. For general purpose use throughout the facility.
C0036	Rail, Apron, 4x30x1	1	C / C	Apron rail. Also referred to as an apron front, apron panel, or knee space rail. Used to close in front knee space area and/or provide work surface support between two base cabinets or a base cabinet and wall. Apron rails should be ordered in pairs to provide both front and rear work surface support.
C03E0	Cabinet, U/C/B, 1 Shelf, 1 Drawer, 2 DO, 36x30x22	2	C / C	Standing height under counter base cabinet with an adjustable shelf and a full width drawer above solid hinged doors. Also referred to as a combination cabinet or a drawer and cupboard cabinet. For general purpose use throughout the facility.
CS090	Sink, SS, Single Compartment, 7.5x19x16 ID	1	C / C	Single compartment stainless steel sink, drop-in, self-rimming, ledge-type, connected with a drain and provided with a mixing faucet. It shall also be provided with pre-punched fixture holes on 4" center, integral back ledge to accommodate deck-mounted fixtures, brushed/polished interior and top surfaces, and sound deadened. Recommended for use in suspended or U/C/B sink cabinets having a high plastic laminate or Chemsurf laminate countertop/work surface. Coordinate actual outside sink dimensions with the actual clear dimension of cabinet specified to ensure that they are compatible. For general purpose use throughout the facility.
CT020	Countertop, Solid Surface	AR	C / C	A solid, nonporous countertop with a smooth seamless appearance. Easy to clean and maintain and with proper cleaning does not support the growth of mold. Standard thickness of 1", and a 4" butt backsplash/curb. Also referred to as a work surface or work top. Available in a choice of colors and depths. Used in clinic and hospital areas requiring optimum physical and chemical resisting properties.
F0230	Chair, Drafting, Rotary	2	V / V	Drafting chair approximately 47" high X 20" wide X 20" deep with rotary stool and a 5 (five) star base with casters. Padded seat and back. Foot ring adjusts with chair.
F0300	Chair, Task, Swivel, With Arms	2	V / V	Task chair, approximately 34" H X 26" W X 22" D with adjustable arms and a five caster adjustable swivel base. Seat and back are foam padded and upholstered in woven fabric or vinyl.
F0415	Cabinet, Filing, Lateral, Full Height, 5 Drawer	1	V / V	Full height five (5) drawer lateral filing cabinet, 65" high X 42" wide X 18" deep with floor levelers (front), locking device and drawer label holders. Drawers are adaptable to either letter or legal size materials.
F2017	Waste Receptacle, 24 GAL	1	V / V	Rectangular steel waste receptacle with step-on lid and 24 gallon capacity. The receptacle is used to collect and temporarily store small quantities of paper refuse. Can be used in restrooms, patient areas, laboratories, pharmacies, etc.

# Rehabilitation Engineering Room (PRRE1)

## Equipment List

F3200	Clock, Battery, 12" Diameter	1	V / V	Clock, 12" diameter. Round surface, easy to read numbers with sweep second hand. Wall mounted unit for use when impractical to install a fully synchronized clock system. Battery operated, (batteries not included).
M1825	Printer, Computer	1	V / V	High resolution computer printer with a variety of type styles and sheet/envelope feeder trays. Database information reflects network ready, medium duty office style laser printers.
M2600	Vacuum, Wet/Dry, HEPA Filtration	1	V / V	Wet/dry vacuum cleaner with HEPA filtration. Unit consists of a minimum 10 gallon capacity corrosion resistant waste tank, two stage vacuum motor and dual filtering system mounted on casters. Vacuum is designed for use in patient care areas and operating room suites.
T0285	Drill Press, Floor Mounted, Tilt Table	1	C / C	Floor mounted drill press. Characteristics/components include 1/2 inch drill capacity; tilt table that tilts 45 degrees; 3/4 HP motor; three-spoke pilot wheel; depth stop and gauge. The unit is used for general purposes in occupational therapy.
T0760	Saw, Band, Wood-working	1	C / C	Woodworking band saw. Characteristics/components include stand; basic 14 inch wood cutting saw; wheel; blade guards; chip chute; 6 inch arbor pulley; and a 3/4 HP motor. This saw is used for cutting wood in woodworking shops.
T1000	Cabinet, Tool, Mobile, With Mechanics Tool Chest	1	C / C	Tool cabinet and chest. Characteristics/components include: a mobile tool cabinet with 5 inch casters; shall have a minimum of 7 tamper-proof drawers; and have an internal drawer locking system that prevents unintentional drawer openings. The mechanics tool chest shall be capable of sitting on top of the mobile tool cabinet. It shall have a minimum of 10 tamper-proof drawers and have an internal drawer locking system that prevents unintentional drawer opening. All drawers shall lock automatically when the lid is closed. Shall have a partitioned top till that holds the lift-out trays equipped with socket dividers.
T8045	Oscilloscope, With Accessories	1	V / V	Oscilloscope. Characteristics/components include 100 MHz unit; digitizing scope with a fully-functional analog scope that can control data acquisition and a switch-selectable Pre/Post/Mid-triggering with reference to a triggering event. This unit is used to evaluate electronic equipment faults.
T9400	Vise, Machinists', Swivel Base	1	V / V	General purpose machinists' vise. Characteristics include 360 degree swivel base with lock down and capability to hold pipe, shafts, and square machined parts with maximum gripping. Vise is used for a wide range of work and is available in 4 to 6 inch jaw widths.
PT022	Cabinet, W-H, 2 Shelf, 2 DO, 30"x30"	6	C / C	
PT025	Printer, 3-D Modeling	1	V / V	
PT059	Cabinet, Wall Hung, 2 Shelf, 1 Door, 12 x 30"	2	C / C	

# Rehabilitation Engineering Room (PRRE1)

## Equipment List

PT060	Work Table, Lift Combo, Power	1	V / V	
PT061	Stool, w-Tool Shelf, Mobile	2	V / V	
PT062	Computer, Micro-processing, w-Dual FP Monitor	1	V / V	
PT064	Cabinet, Angle Support	3	C / C	

# Storage, Assistive Technology Equipment (SRS01)

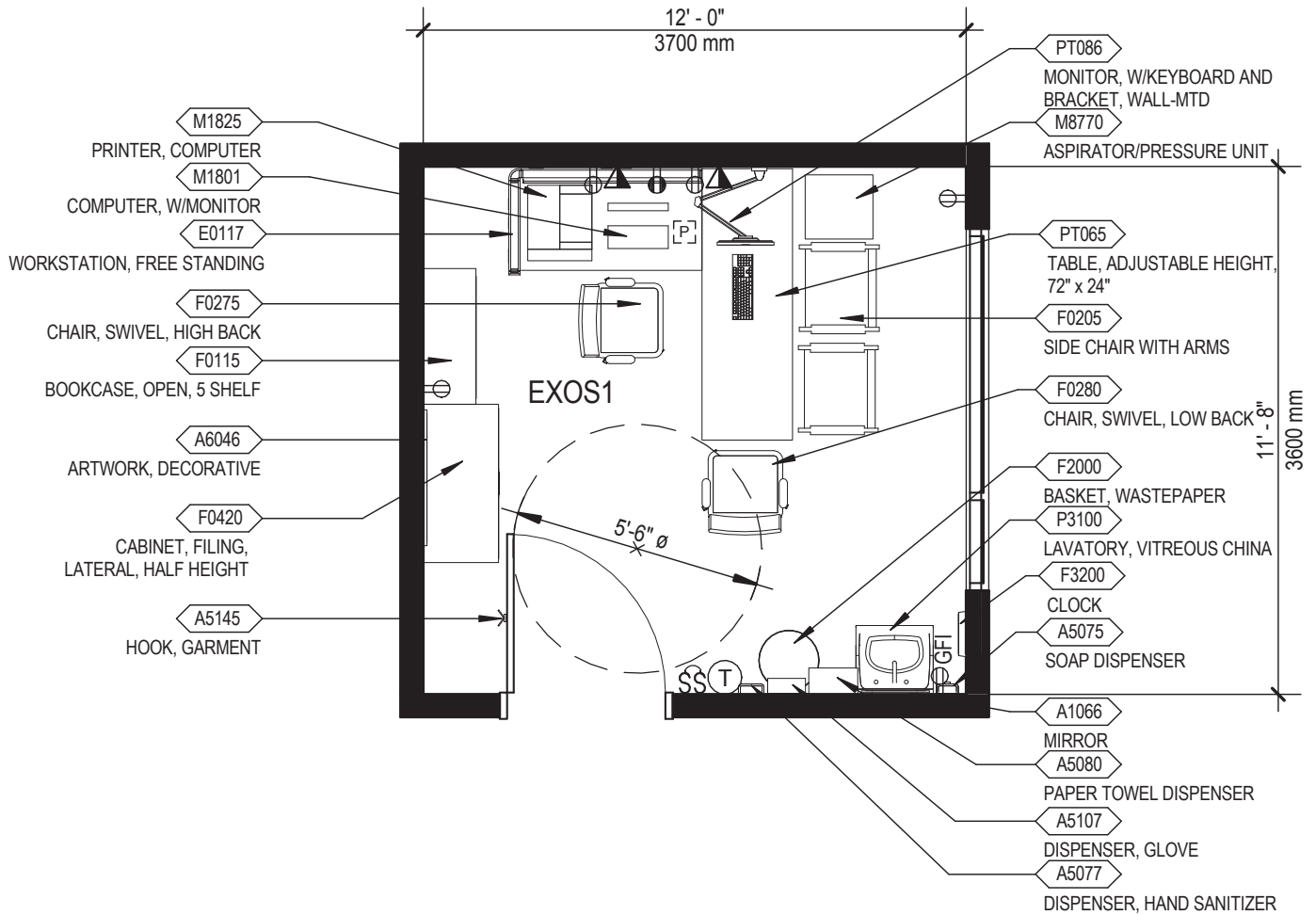
## Equipment List

JSN	NAME	QTY	AI	DESCRIPTION
C03E0	Cabinet, U/C/B, 1 Shelf, 1 Drawer, 2 DO, 36x30x22	7	C / C	Standing height under counter base cabinet with an adjustable shelf and a full width drawer above solid hinged doors. Also referred to as a combination cabinet or a drawer and cupboard cabinet. For general purpose use throughout the facility.
CT020	Countertop, Solid Surface	AR	C / C	A solid, nonporous countertop with a smooth seamless appearance. Easy to clean and maintain and with proper cleaning does not support the growth of mold. Standard thickness of 1", and a 4" butt backsplash/curb. Also referred to as a work surface or work top. Available in a choice of colors and depths. Used in clinic and hospital areas requiring optimum physical and chemical resisting properties.
M2055	Shelving, Storage, Wire, CRS, w/ Adjustable Shelves	3	V / V	Stationary, wire, shelving unit. Unit has fully adjustable shelves constructed of stainless steel. For use in general purpose storage areas. Shelving is provided in various sizes and configurations. Price provided is for a unit approximately 74"H x 18"D x 48"W with four shelves.
PT022	Cabinet, W-H, 2 Shelf, 2 DO, 30"x30"	7	C / C	

# 4.14 Office, Speech Language Pathologist (EXOS1)

**Function:**

This office space is design to evaluate and treat patients with speech language and pathology disorders. The room is designed to provide patients and family members with access to the same information on the screen as the provider pulls up in order to help with education and treatment plans. The room also has a sink to accommodate swallow studies.



SCALE: 1/4" = 1'-0"

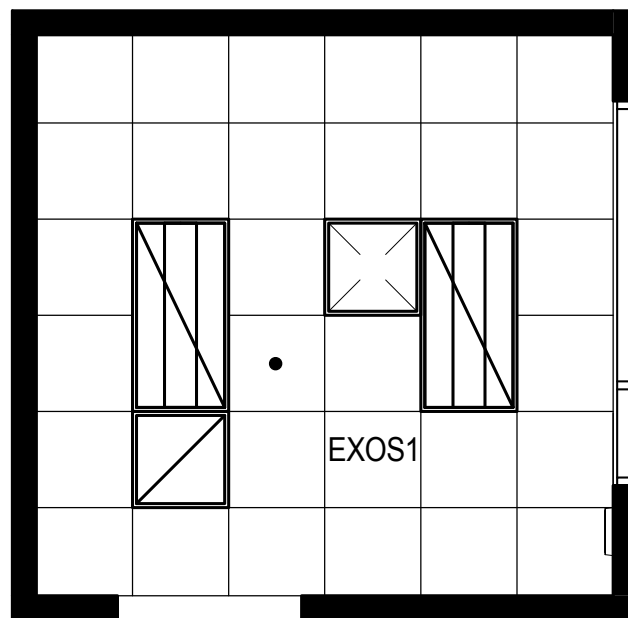


**Polytrauma Rehabilitation Center • Inpatient Unit  
Floor/Equipment Plan (140 NSF/13.0 NSM)**

NOTE: Guide plates are graphical representations of selected room types, illustrating the integration of space, components, systems, and equipment. They provide typical configurations and general technical guidance, and are not intended to be project specific. Specific infrastructure design requirements are contained in VA Design Manuals and Space Planning Criteria located in the VA Technical Information Library.

---

# Speech Language Pathologist Office (EXOS1)



SCALE: 1/4" = 1'-0"



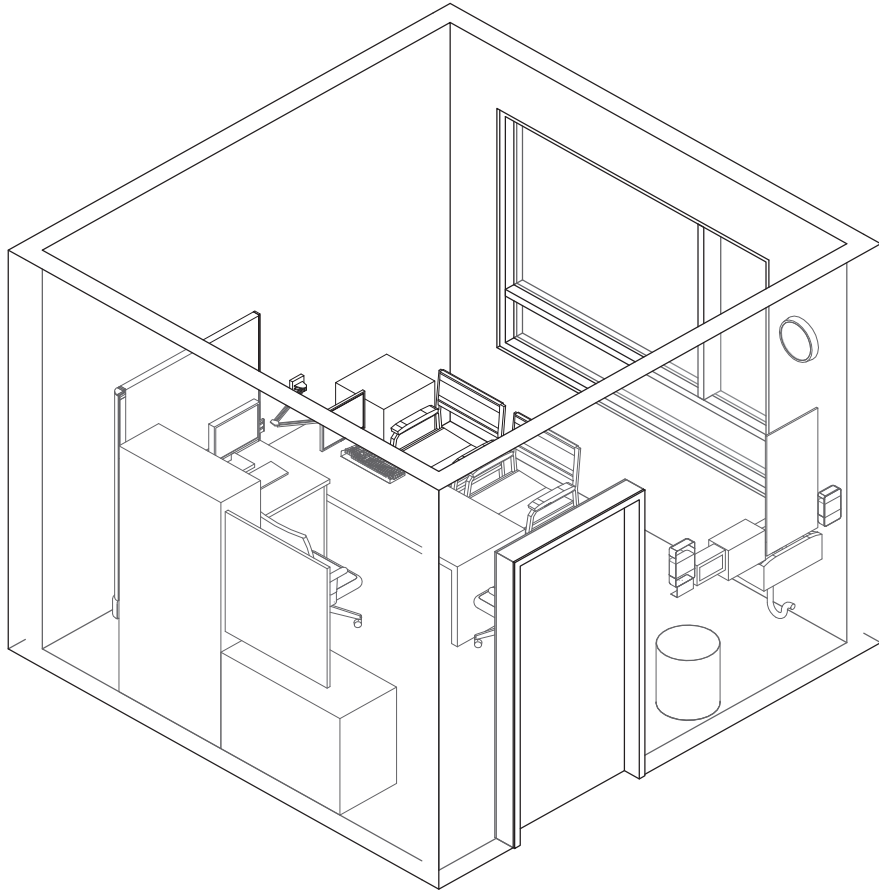
**Polytrauma Rehabilitation Center • Inpatient Unit  
Reflected Ceiling Plan**

NOTE: Guide plates are graphical representations of selected room types, illustrating the integration of space, components, systems, and equipment. They provide typical configurations and general technical guidance, and are not intended to be project specific. Specific infrastructure design requirements are contained in VA Design Manuals and Space Planning Criteria located in the VA Technical Information Library.

---



# Office, Speech Language Pathologist (EXOS1)



## Polytrauma Rehabilitation Center • Inpatient Unit Room/Equipment Isometric

NOTE: Guide plates are graphical representations of selected room types, illustrating the integration of space, components, systems, and equipment. They provide typical configurations and general technical guidance, and are not intended to be project specific. Specific infrastructure design requirements are contained in VA Design Manuals and Space Planning Criteria located in the VA Technical Information Library.

# Office, Speech Language Pathologist (EXOS1)

## Room Data Sheet

ARCHITECTURAL	
Ceiling	Acoustical Ceiling Tile
Ceiling Height	9'-0" to 10'-0"
Wall Finish	Gypsum Wallboard / Paint
Base	Resilient Base
Floor Finish	Carpet Tile
Door	3'-6" x 7'-0", Wood or Metal
Hardware	3E
Noise (STC Rating)	45 Slab-to-slab construction
Depression	None Special
Construction	Wall mounted lavatory

HVAC	
Dry Bulb Temp Cooling	75° F (24° C)
Dry Bulb Temp Heating:	70° F (21° C)
Minimum Outside Air:	2 Air Changes/HR
100% Exhaust Air	—
Noise Criteria	NC40
Relative Humidity/Cooling:	60%
Relative Humidity/Heating	20%
Minimum Air Changes/Hr.	4
Room Pressure	Neutral
AC Load Lights	As Required
AC Load Equipment	As Required
Number of People	3

LIGHTING	
General:	
1. 2 of 2'x4' Fluorescent Light Fixture, Acrylic, Prismatic Lens with F32T8 Lamps, 3500 °K, CRI = 70	
2. Provides Ballasts per Fixture for Desired Switching Configuration	
3. Lighting Level: 50fc	

COMMUNICATIONS	
Patient Monitor	
Nurse Call	
Security/Duress	
CCTV	
Telephone	Yes
Pub Address	
Radio	
Data	Yes
Panic Call	Yes
Battery Operated Clock	Yes
Intercom (Phone)	
Staff Assist	

POWER	
General	Yes
Special	
Emergency	Yes

PLUMBING AND MEDICAL GASES	
Cold Water	Yes
Hot Water	Yes
Laboratory Air	
Laboratory Vacuum	
Sanitary/Vent	Yes
Medical Air	
Medical Vacuum	
Oxygen	
Nitrous Oxide	
Nitrogen	
Anesthesia Evac	

# Office, Speech Language Pathologist (EXOS1)

## Equipment List

JSN	NAME	QTY	AI	DESCRIPTION
A1066	Mirror, Float Glass, With SS Frame	1	C / C	A high quality 1/4" polished float glass mirror 36X18, framed in a one-piece, bright polished, stainless steel channel frame with 90° mitered corners. All edges of the mirror are protected by absorbing filler strips. Mirror has a galvanized steel back with integral horizontal hanging brackets and wall hanger for concealed mounting. For mounting above single wall mounted lavatories located in toilet areas, Doctors examination offices, etc. May also be used above double lavatories, either wall or countertop mounted, found in restroom areas.
A5075	Dispenser, Soap, Disposable	1	V / V	Disposable soap dispenser. One-handed dispensing operation. Designed to accommodate disposable soap cartridge and valve.
A5077	Dispenser, Hand Sanitizer, Hands-Free	1	C / C	A touch free wall-mounted hand sanitizer dispenser. For use throughout a healthcare facility. Unit does not include the sanitizing liquid. Units are battery operated.
A5080	Dispenser, Paper Towel, SS, Surface Mounted	1	C / C	A surface mounted, satin finish stainless steel, single-fold, paper towel dispenser. Dispenser features: tumbler lock; front hinged at bottom; and refill indicator slot. Minimum capacity 400 single-fold paper towels. For general purpose use throughout the facility.
A5107	Dispenser, Glove, Surgical/Examination, Wall Mntd	1	V / V	Examination glove dispenser box for wall mounting. Fabricated of either cold rolled steel with a white baked enamel finish, plastic or acrylic. Provided with wall bracket to facilitate mounting and demounting.
A5145	Hook, Garment, Double, SS, Surface Mounted	1	C / C	A surface mounted, satin finish stainless steel, double garment hook. Equipped with a concealed mounting bracket that is secured to a concealed wall plate. For general purpose use throughout the facility to hang various items of apparel.
A6046	Artwork, Decorative, With Frame	1	V / V	This JSN is to be used for determining and defining location of decorative artwork.
E0117	Workstation, Straight, Free Standing, 48" W	1	V / V	This JSN will provide a whole work station typical to quickly plan work areas in clinical or administrative spaces. There will be a price decrease if typical work stations are used with vertical hanging strips instead of panels. THIS TYPICAL INCLUDES:  2 standard solid panels; 1 panel connector, 2-way corner; 2 finished end hardware kits; 1 cantilevered work surface; 1 lockable flipper unit; 1 light; 1 tack board; 1 tool rail; 1 diagonal tray; 1 adjustable keyboard tray; 1 mobile pedestal, box/file; 1 support panel.
F0115	Bookcase, Open, 5 Shelf	1	V / V	Freestanding open shelf bookcase, approximately 82" high X 37" wide X 18" deep with 5 (five) adjustable shelves. Unit can be separate or part of a system with available add-on shelving.
F0205	Chair, Side With Arms	2	V / V	Upholstered side chair, 32" high X 21" wide X 23" deep with arms, padded seats and padded backs. Seat height is a minimum of 17". Available with or without sled base.

# Office, Speech Language Pathologist (EXOS1)

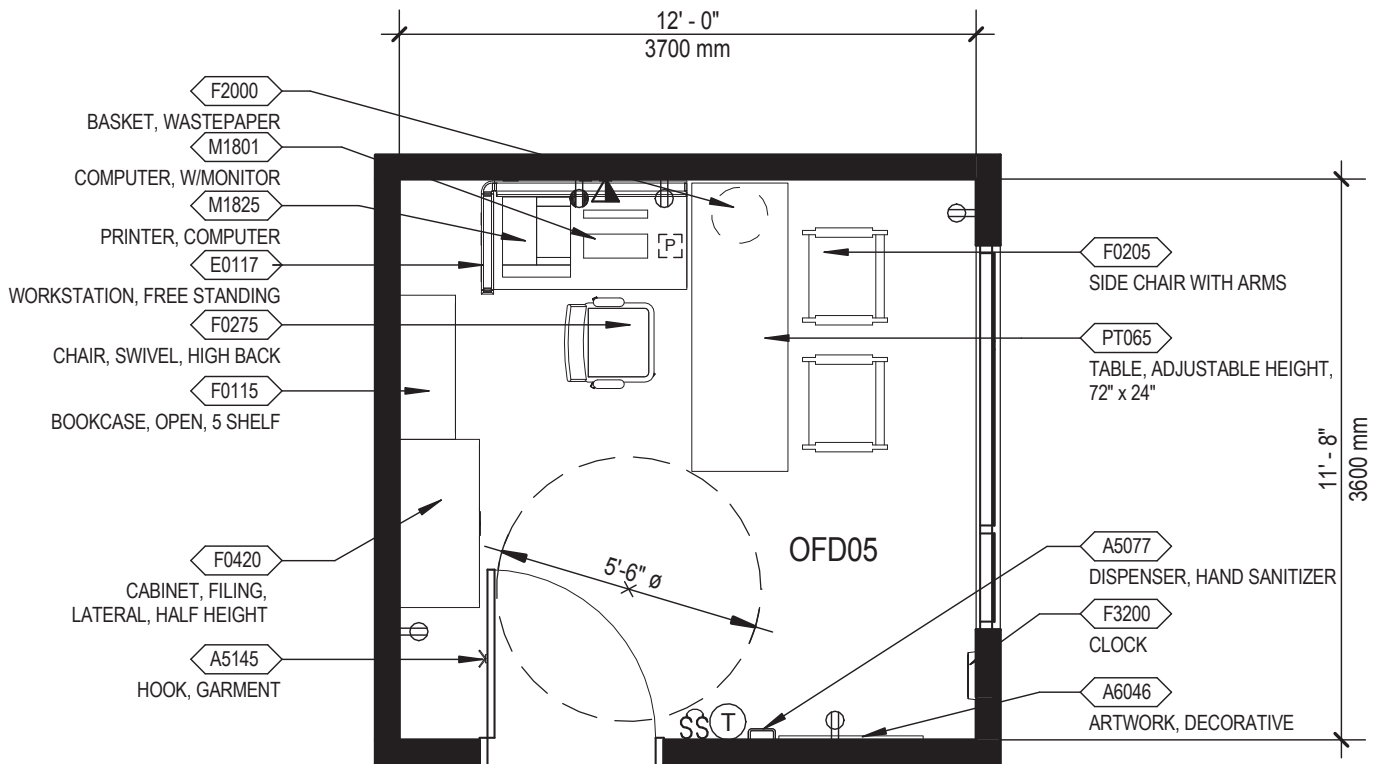
## Equipment List

F0275	Chair, Swivel, High Back	1	V / V	Highback contemporary swivel chair, 41" high X 23" wide X 23" deep with five (5) caster swivel base and arms. Chair may be used at desks or in conference rooms. Back and seat are foam padded and upholstered with either woven textile fabric or vinyl.
F0280	Chair, Swivel, Low Back	1	V / V	Low back contemporary swivel chair, 37" high X 25" wide X 31" deep with a five (5) caster swivel base, arms and foam padded seat and back upholstered with either woven textile fabric or vinyl.
F0420	Cabinet, Filing, Lateral, Half Height	1	V / V	Half height two (2) or three (3) drawer lateral filing cabinet, 28" high X 42" wide X 18" deep with recessed handles, locking device and drawer label holders. Drawers are adaptable to either letter or legal size materials.
F2000	Basket, Wastepaper, Round, Metal	1	V / V	Round wastepaper basket, approximately 18" high X 16" diameter. This metal unit is used to collect and temporarily store small quantities of paper refuse in patient rooms, administrative areas and nursing stations.
F3200	Clock, Battery, 12" Diameter	1	V / V	Clock, 12" diameter. Round surface, easy to read numbers with sweep second hand. Wall mounted unit for use when impractical to install a fully synchronized clock system. Battery operated, (batteries not included).
M1801	Computer, Micro-processing, w/Flat Panel Monitor	1	V / V	Desk top microprocessing computer. The unit shall consist of a central processing mini tower, flat panel monitor, keyboard, mouse and speakers. The system shall have the following minimum characteristics: a 2.8 GHz Pentium processor; 512 MB memory; 80GB hard drive; 32/48x CD-ROMDVD combo; 1.44MB network interface card; video 32 MB NVIDIA; a 18 inch flat panel monitor. The computer is used throughout the facility to input, manipulate and retrieve information.
M1825	Printer, Computer	1	V / V	High resolution computer printer with a variety of type styles and sheet/envelope feeder trays. Database information reflects network ready, medium duty office style laser printers. Other types of printers (bubble jet, dot matrix, line or plotter) as well as light or heavy use capabilities are available.
M8770	Aspirator/Pressure Unit, General Purpose	1	V / V	General purpose suction/pressure apparatus. Double stainless steel console unit with a 1/8 HP motor, stand-mounted. Stands include 2 1/2" casters with chemical resistant top. Pumps suction capacity: 22 LPM. Unit includes collection bottle, bacteria f
P3100	Lavatory, Vitreous China, Slab Type	1	C / C	Wall mounted, slab type, vitreous china, lavatory (approximate bowl size 7"x15"x10") with: faucet holes on 4" centers; gooseneck spout; wrist blade handles; and grid strainer. It shall be suitable for use in clinics, offices, washrooms or patient care area.
PT065	Table, Work, Ht. Adjustable, 72 x 24	1	V / V	
PT086	Monitor w-Keyboard & Bracket, Wall Mount	1	V / V	

# 4.15 Office, Provider(OFD05) Test-fit

**Function:**

This office space is design for one single provider (Inpatient Unit Social Worker, CCRN Case Manager, Neuropsychologist, Counseling Psychologist, or Family Therapist FTE), of which does not see patients in their office. These disciplines tend to be out on the floor visiting and treating patients rather than seeing them in their offices. Design team should review with the facility to determine if future plumbing should be stubbed up and capped above the floor to allow the office to accommodate sinks (or become exam rooms) in the future.



SCALE: 1/4" = 1'-0"

**Polytrauma Rehabilitation Center • Inpatient Unit  
Floor/Equipment Plan (140 NSF/13.0 NSM)**

NOTE: Guide plates are graphical representations of selected room types, illustrating the integration of space, components, systems, and equipment. They provide typical configurations and general technical guidance, and are not intended to be project specific. Specific infrastructure design requirements are contained in VA Design Manuals and Space Planning Criteria located in the VA Technical Information Library.

# Office, Provider (OFD05)

## Equipment List

JSN	NAME	QTY	AI	DESCRIPTION
A5077	Dispenser, Hand Sanitizer, Hands-Free	1	C / C	A touch free wall-mounted hand sanitizer dispenser. For use throughout a healthcare facility. Unit does not include the sanitizing liquid. Units are battery operated.
A5145	Hook, Garment, Double, SS, Surface Mounted	1	C / C	A surface mounted, satin finish stainless steel, double garment hook. Equipped with a concealed mounting bracket that is secured to a concealed wall plate. For general purpose use throughout the facility to hang various items of apparel.
A6046	Artwork, Decorative, With Frame	1	V / V	This JSN is to be used for determining and defining location of decorative artwork.
E0117	Workstation, Straight, Free Standing, 48" W	1	V / V	This JSN will provide a whole work station typical to quickly plan work areas in clinical or administrative spaces. There will be a price decrease if typical work stations are used with vertical hanging strips instead of panels. THIS TYPICAL INCLUDES:  2 standard solid panels; 1 panel connector, 2-way corner; 2 finished end hardware kits; 1 cantilevered work surface; 1 lockable flipper unit; 1 light; 1 tack board; 1 tool rail; 1 diagonal tray; 1 adjustable keyboard tray; 1 mobile pedestal, box/file; 1 support panel.
F0115	Bookcase, Open, 5 Shelf	1	V / V	Freestanding open shelf bookcase, approximately 82" high X 37" wide X 18" deep with 5 (five) adjustable shelves. Unit can be separate or part of a system with available add-on shelving.
F0205	Chair, Side With Arms	2	V / V	Upholstered side chair, 32" high X 21" wide X 23" deep with arms, padded seats and padded backs. Seat height is a minimum of 17". Available with or without sled base.
F0275	Chair, Swivel, High Back	1	V / V	Highback contemporary swivel chair, 41" high X 23" wide X 23" deep with five (5) caster swivel base and arms. Chair may be used at desks or in conference rooms. Back and seat are foam padded and upholstered with either woven textile fabric or vinyl.
F0420	Cabinet, Filing, Lateral, Half Height	1	V / V	Half height two (2) or three (3) drawer lateral filing cabinet, 28" high X 42" wide X 18" deep with recessed handles, locking device and drawer label holders. Drawers are adaptable to either letter or legal size materials.
F2000	Basket, Wastepaper, Round, Metal	1	V / V	Round wastepaper basket, approximately 18" high X 16" diameter. This metal unit is used to collect and temporarily store small quantities of paper refuse in patient rooms, administrative areas and nursing stations.
F3200	Clock, Battery, 12" Diameter	1	V / V	Clock, 12" diameter. Round surface, easy to read numbers with sweep second hand. Wall mounted unit for use when impractical to install a fully synchronized clock system. Battery operated, (batteries not included).

# Office, Provider (OFD05)

## Equipment List

M1801	Computer, Micro-processing, w/Flat Panel Monitor	1	V / V	Desk top microprocessing computer. The unit shall consist of a central processing mini tower, flat panel monitor, keyboard, mouse and speakers. The system shall have the following minimum characteristics: a 2.8 GHz Pentium processor; 512 MB memory; 80GB hard drive; 32/48x CD-ROMDVD combo; 1.44MB network interface card; video 32 MB NVIDIA; a 18 inch flat panel monitor. The computer is used throughout the facility to input, manipulate and retrieve information.
M1825	Printer, Computer	1	V / V	High resolution computer printer with a variety of type styles and sheet/envelope feeder trays. Database information reflects network ready, medium duty office style laser printers. Other types of printers (bubble jet, dot matrix, line or plotter) as well as light or heavy use capabilities are available.
PT065	Table, Work, Ht. Adjustable, 72 x 24	1	V / V	

---

This page has been left blank intentionally.



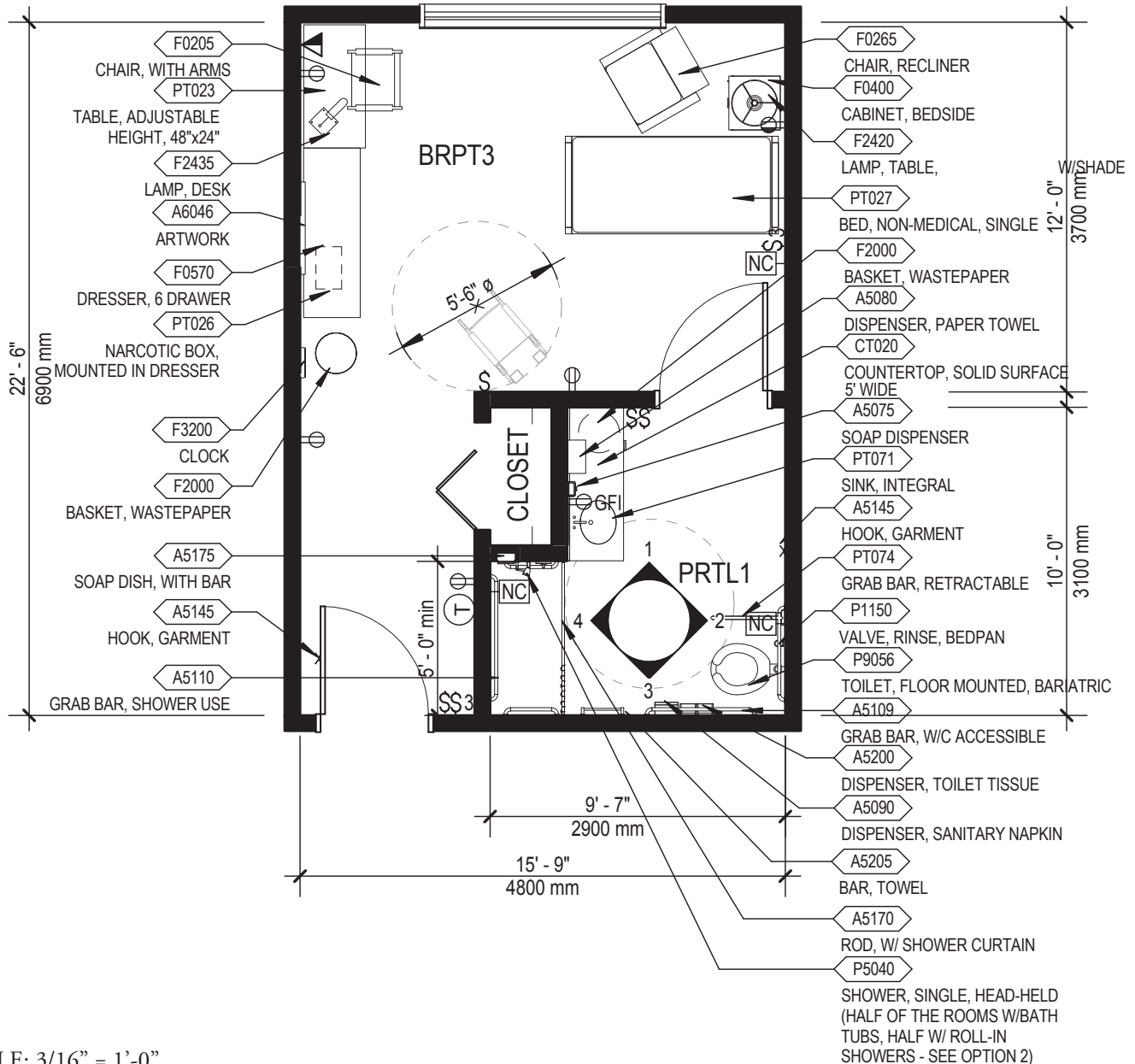
# 4.3 Polytrauma Transitional Rehabilitation Program (PTRP)

- 4.3.1. Bedroom, Resident (BRPT3);
  - Toilet / Shower, Resident (PRTL1) ..... 4.158
  - Option 1 ..... 4.158
  - Option 2 ..... 4.164
- 4.3.2. Apartment, Living Room (PRAP1);
  - Apartment, Bedroom (BRPT1);
  - Apartment, Bathroom (PRTL1);
  - Apartment, Kitchenette / Laundry (PRC03);
  - Apartment, Storage (SRE01) ..... 4.176
- 4.3.3. Nurse Station, Transitional Rehabilitation (NSTA6);
  - Medication Room (MEDP1);
  - Alcove, Crash Cart (RCA01) ..... 4.196
- 4.3.4. Dining Room, Resident (PRD01);
  - Kitchen, Resident (PRK01) ..... 4.207
- 4.3.5. Gym, Rehabilitation Therapy (PRGY2) ..... 4.221
- 4.3.6. Assistive Technology Lab (PRAT2);
  - Storage, Assistive Technology Equipment (SRS01) ..... 4.234

# 4.3.1 Bedroom, Resident (BRPT3); Toilet / Shower, Resident (PRTL1)- Option 1

## Function:

The resident bedroom and bathroom are spaces that encourage independence under the umbrella of nursing supervision. They should be designed similar to a traditional bedroom and should include many design features that patients will encounter in a traditional bedroom (such as a closet, tub, vanity sink, etc). Lighting Considerations: Providing a layered approach to patient room lighting allows for individual patient control as well as ensures that the space will provide conducive lighting levels for its wide range of tasks. Dimming controls further allow the patient to create a comfortable environment for recovery.



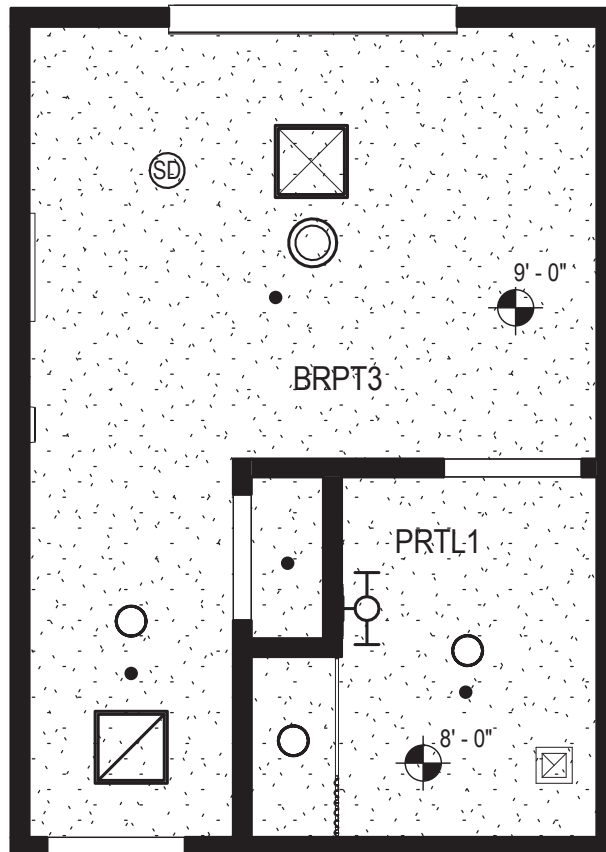
SCALE: 3/16" = 1'-0"



## Polytrauma Rehabilitation Center • PTRP Floor/Equipment Plan (250 NSF/23.3 NSM; 75 NSF/7.0 NSM)

NOTE: Guide plates are graphical representations of selected room types, illustrating the integration of space, components, systems, and equipment. They provide typical configurations and general technical guidance, and are not intended to be project specific. Specific infrastructure design requirements are contained in VA Design Manuals and Space Planning Criteria located in the VA Technical Information Library.

# Bedroom, Resident (BRPT3); Toilet / Shower, Resident (PRTL1)- Option 1



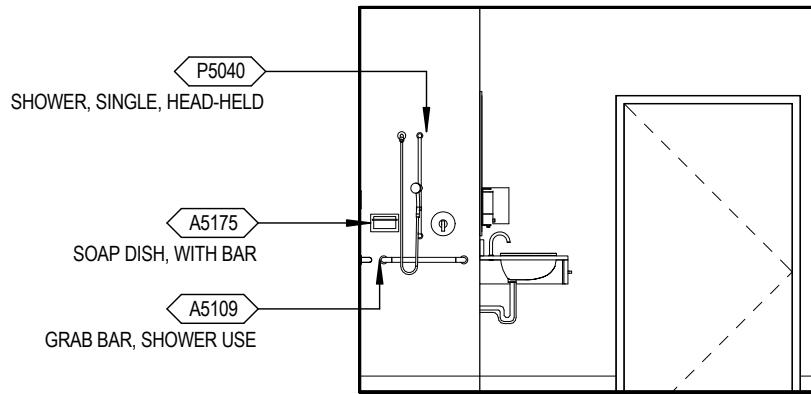
SCALE: 3/16" = 1'-0"



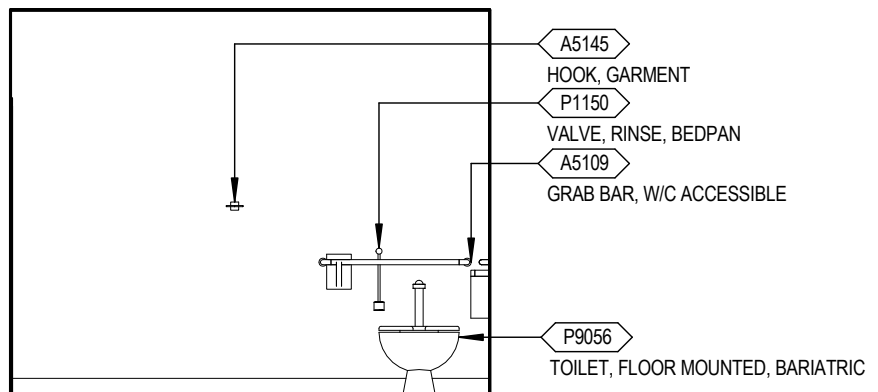
**Polytrauma Rehabilitation Center • PTRP  
Reflected Ceiling Plan**

NOTE: Guide plates are graphical representations of selected room types, illustrating the integration of space, components, systems, and equipment. They provide typical configurations and general technical guidance, and are not intended to be project specific. Specific infrastructure design requirements are contained in VA Design Manuals and Space Planning Criteria located in the VA Technical Information Library.

# Toilet / Shower, Resident (PRTL1)- Option 1



**Elevation 1**



**Elevation 2**

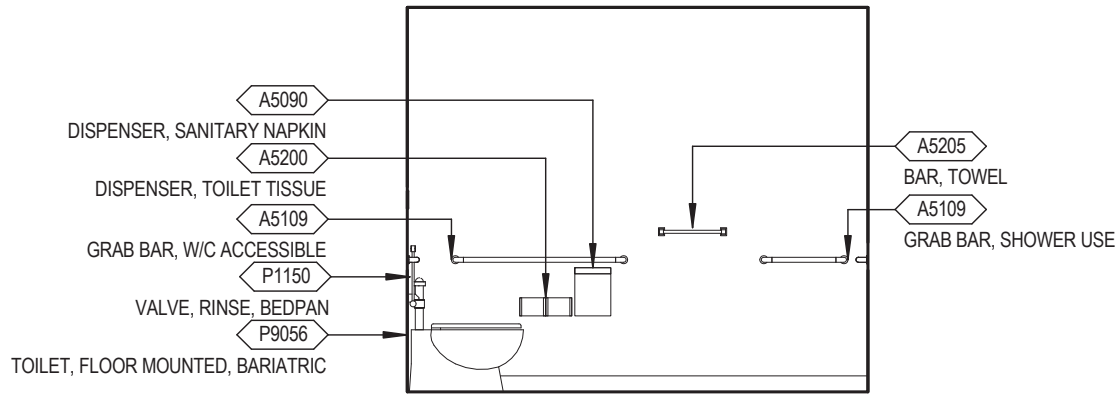
SCALE: 1/4" = 1'-0"



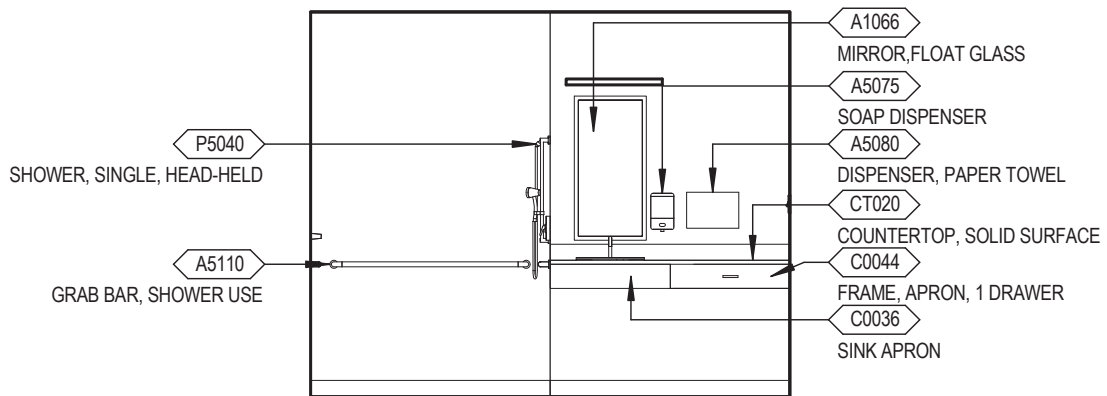
**Polytrauma Rehabilitation Center • PTRP**  
**Elevation(s)**

NOTE: Guide plates are graphical representations of selected room types, illustrating the integration of space, components, systems, and equipment. They provide typical configurations and general technical guidance, and are not intended to be project specific. Specific infrastructure design requirements are contained in VA Design Manuals and Space Planning Criteria located in the VA Technical Information Library.

# Toilet / Shower, Resident (PRTL1)- Option 1



**Elevation 3**



**Elevation 4**

SCALE: 1/4" = 1'-0"



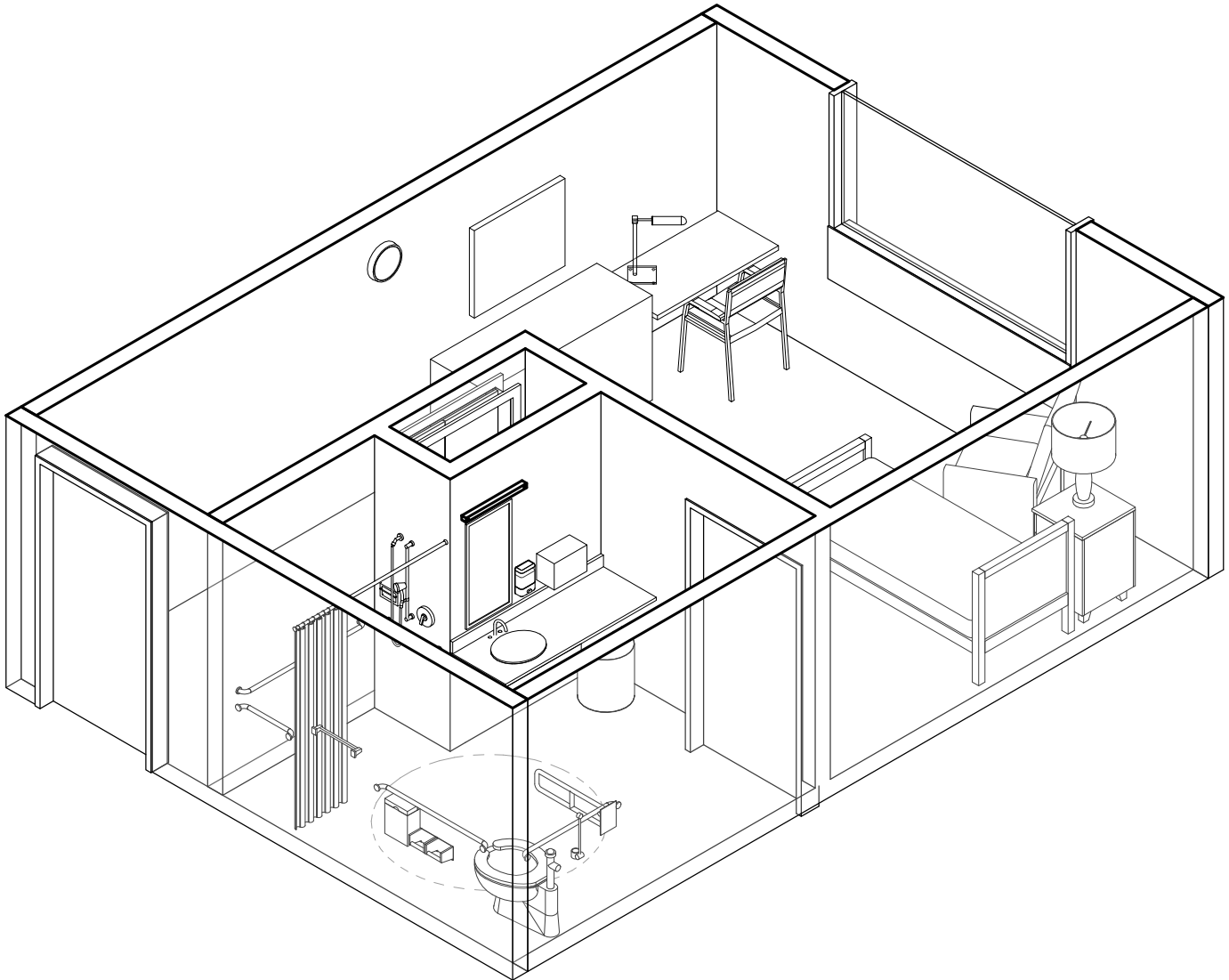
**Polytrauma Rehabilitation Center • PTRP  
Elevation(s)**

NOTE: Guide plates are graphical representations of selected room types, illustrating the integration of space, components, systems, and equipment. They provide typical configurations and general technical guidance, and are not intended to be project specific. Specific infrastructure design requirements are contained in VA Design Manuals and Space Planning Criteria located in the VA Technical Information Library.



---

# Bedroom, Resident (BRPT3); Toilet / Shower, Resident (PRTL1)- Option 1



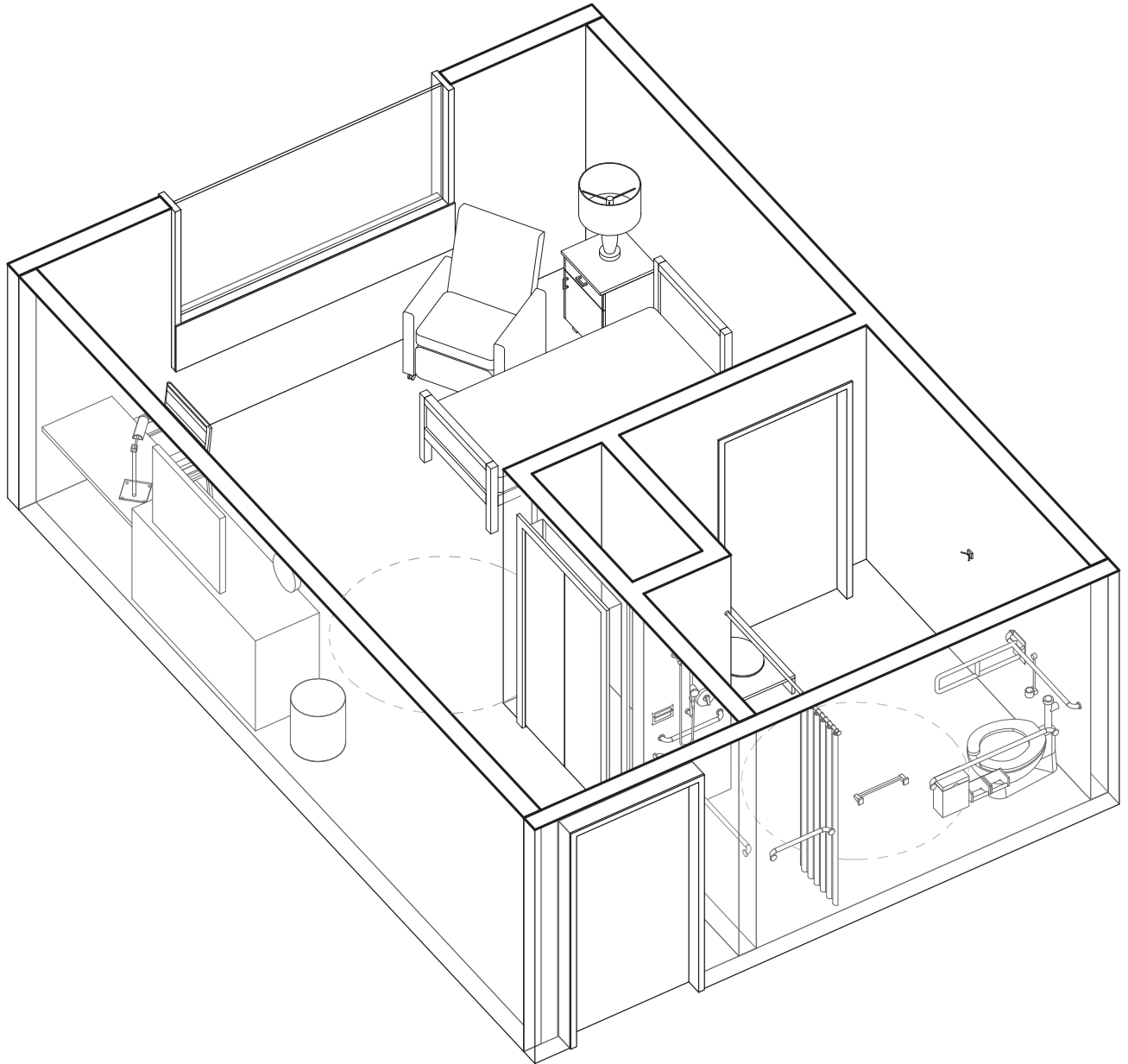
---

## Polytrauma Rehabilitation Center • PTRP Room/Equipment Isometric

NOTE: Guide plates are graphical representations of selected room types, illustrating the integration of space, components, systems, and equipment. They provide typical configurations and general technical guidance, and are not intended to be project specific. Specific infrastructure design requirements are contained in VA Design Manuals and Space Planning Criteria located in the VA Technical Information Library.

---

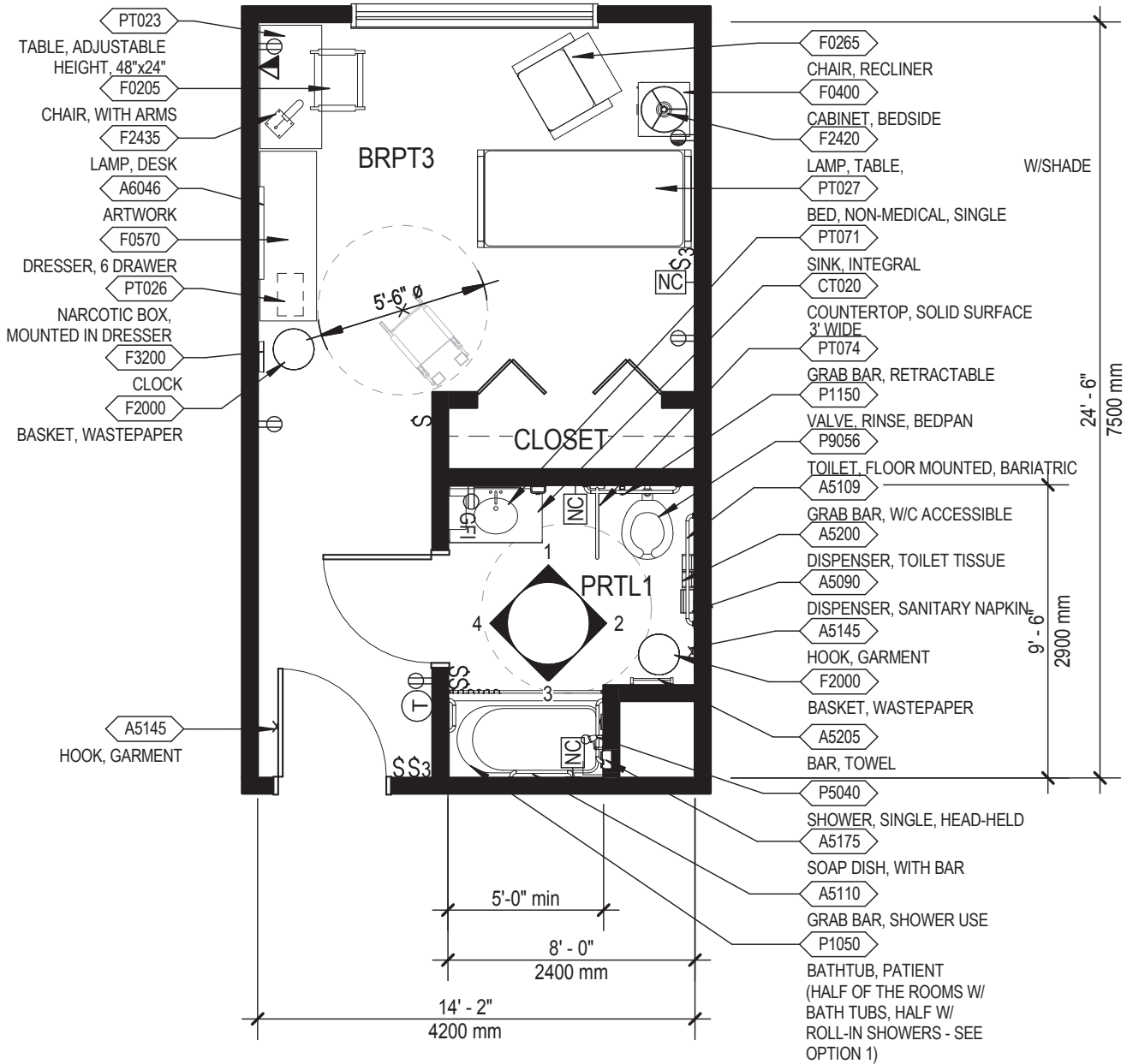
# Bedroom, Resident (BRPT3); Toilet / Shower, Resident (PRTL1)- Option 1



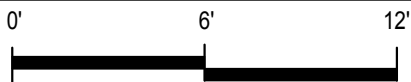
## Polytrauma Rehabilitation Center • PTRP Room/Equipment Isometric

NOTE: Guide plates are graphical representations of selected room types, illustrating the integration of space, components, systems, and equipment. They provide typical configurations and general technical guidance, and are not intended to be project specific. Specific infrastructure design requirements are contained in VA Design Manuals and Space Planning Criteria located in the VA Technical Information Library.

# Bedroom, Resident (BRPT3); Toilet / Shower, Resident (PRTL1)- Option 2



SCALE: 3/16" = 1'-0"

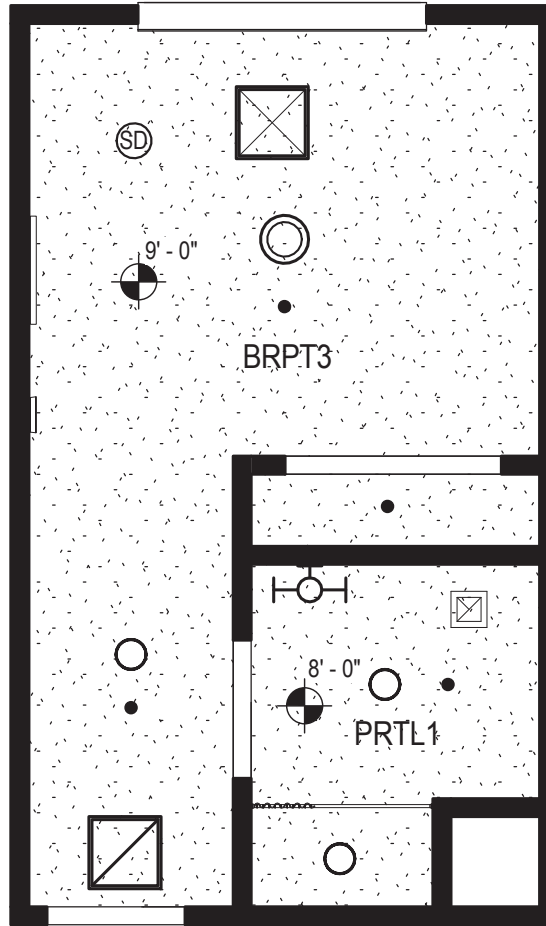


## Polytrauma Rehabilitation Center • PTRP Floor/Equipment Plan (250 NSF/23.3 NSM; 75 NSF/7.0 NSM)

NOTE: Guide plates are graphical representations of selected room types, illustrating the integration of space, components, systems, and equipment. They provide typical configurations and general technical guidance, and are not intended to be project specific. Specific infrastructure design requirements are contained in VA Design Manuals and Space Planning Criteria located in the VA Technical Information Library.



# Bedroom, Resident (BRPT3); Toilet / Shower, Resident (PRTL1)- Option 2



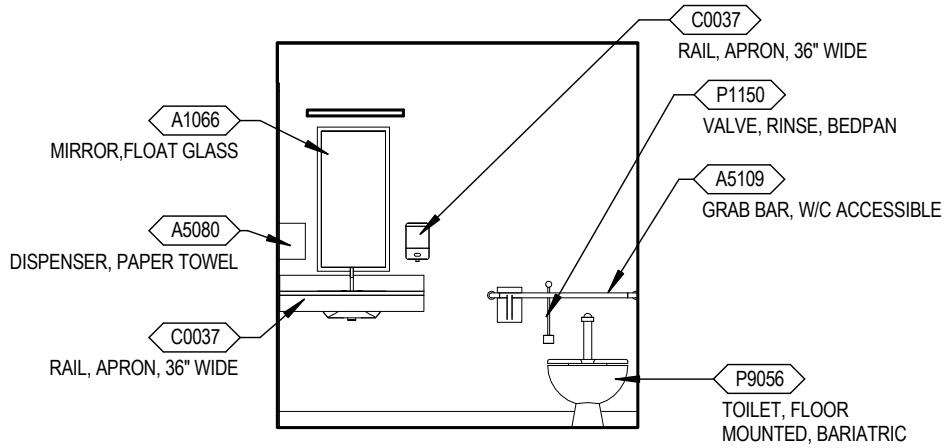
SCALE: 3/16" = 1'-0"



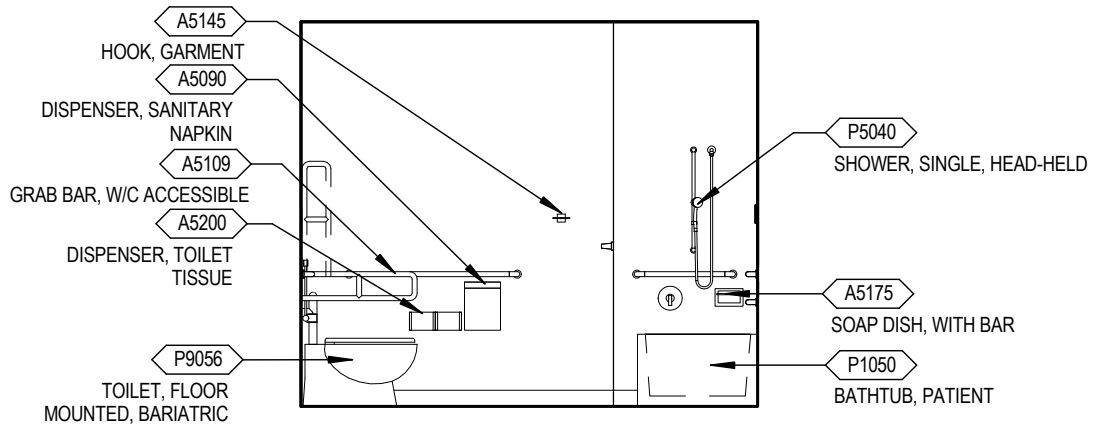
**Polytrauma Rehabilitation Center • PTRP  
Reflected Ceiling Plan**

NOTE: Guide plates are graphical representations of selected room types, illustrating the integration of space, components, systems, and equipment. They provide typical configurations and general technical guidance, and are not intended to be project specific. Specific infrastructure design requirements are contained in VA Design Manuals and Space Planning Criteria located in the VA Technical Information Library.

# Toilet / Shower, Resident (PRTL1)- Option 2



**Elevation 1**



**Elevation 2**

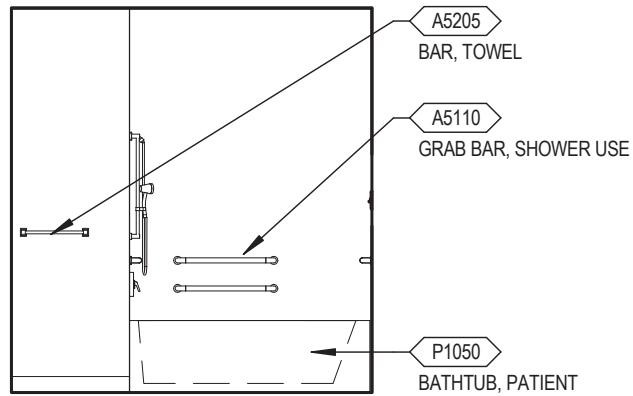
SCALE: 1/4" = 1'-0"



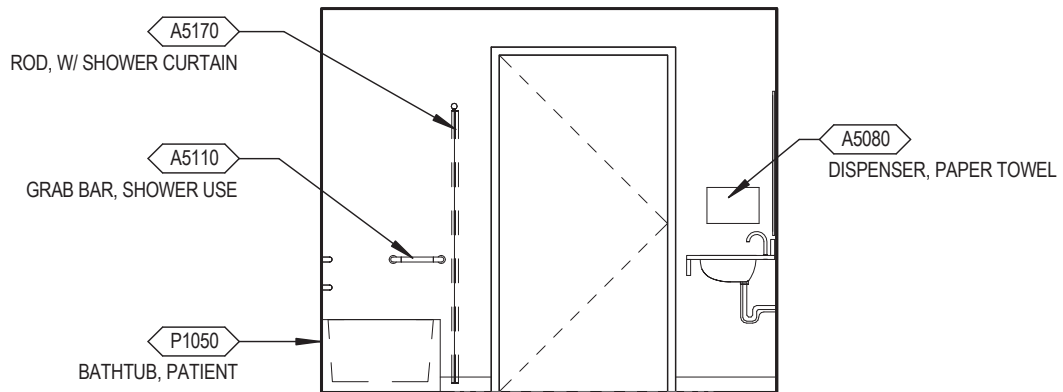
**Polytrauma Rehabilitation Center • PTRP**  
**Elevation(s)**

NOTE: Guide plates are graphical representations of selected room types, illustrating the integration of space, components, systems, and equipment. They provide typical configurations and general technical guidance, and are not intended to be project specific. Specific infrastructure design requirements are contained in VA Design Manuals and Space Planning Criteria located in the VA Technical Information Library.

# Toilet / Shower, Resident (PRTL1)- Option 2



**Elevation 3**



**Elevation 4**

SCALE: 1/4" = 1'-0"

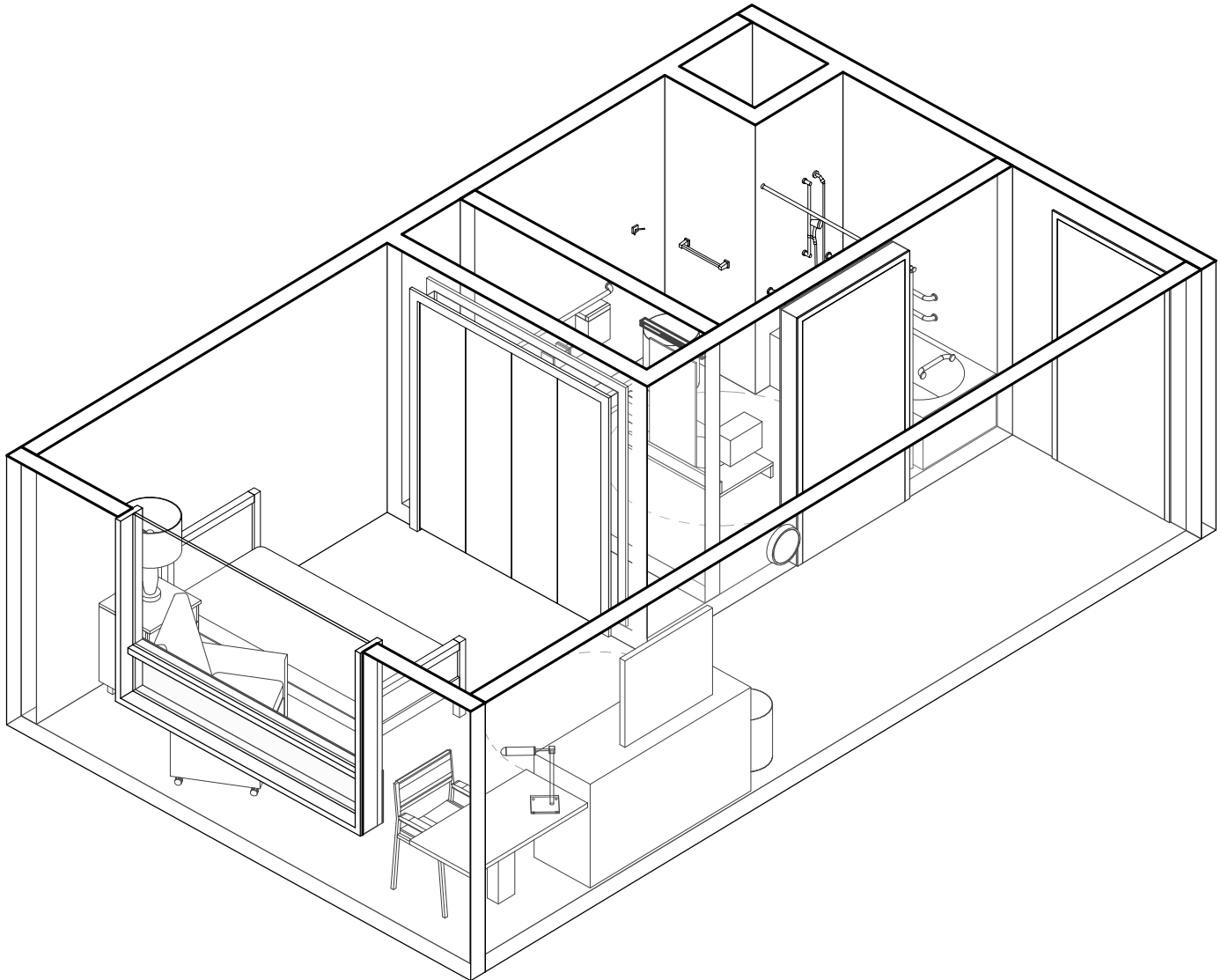


**Polytrauma Rehabilitation Center • PTRP  
Elevation(s)**

NOTE: Guide plates are graphical representations of selected room types, illustrating the integration of space, components, systems, and equipment. They provide typical configurations and general technical guidance, and are not intended to be project specific. Specific infrastructure design requirements are contained in VA Design Manuals and Space Planning Criteria located in the VA Technical Information Library.

---

## Bedroom, Resident (BRPT3); Toilet / Shower, Resident (PRTL1)- Option 2



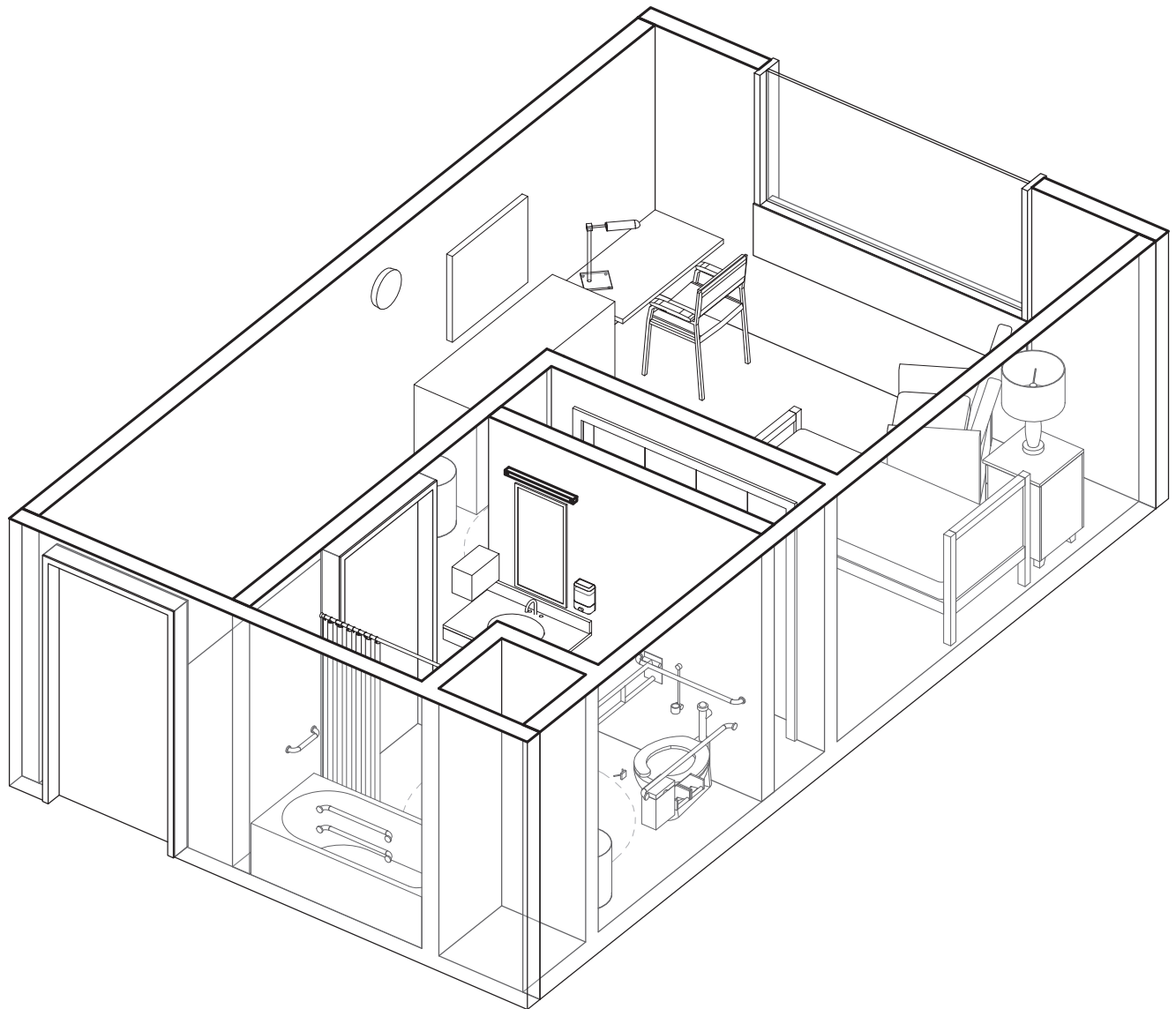
---

### Polytrauma Rehabilitation Center • PTRP Room/Equipment Isometric

NOTE: Guide plates are graphical representations of selected room types, illustrating the integration of space, components, systems, and equipment. They provide typical configurations and general technical guidance, and are not intended to be project specific. Specific infrastructure design requirements are contained in VA Design Manuals and Space Planning Criteria located in the VA Technical Information Library.

---

# Bedroom, Resident (BRPT3); Toilet / Shower, Resident (PRTL1)- Option 2



## Polytrauma Rehabilitation Center • PTRP Room/Equipment Isometric

NOTE: Guide plates are graphical representations of selected room types, illustrating the integration of space, components, systems, and equipment. They provide typical configurations and general technical guidance, and are not intended to be project specific. Specific infrastructure design requirements are contained in VA Design Manuals and Space Planning Criteria located in the VA Technical Information Library.

# Bedroom, Resident (BRPT3)

## Room Data Sheet

ARCHITECTURAL	
Ceiling	Gypsum Wallboard / Paint
Ceiling Height	9'-0" to 10'-0"
Wall Finish	Gypsum Wallboard / Paint
Base	Resilient Base
Floor Finish	Solid Vinyl Floor Tile
Door	3'-6" x 7'-0", Wood or Metal
Hardware	1B
Noise (STC Rating)	45 Slab-to-slab construction
Depression	None Special
Construction	

HVAC	
Dry Bulb Temp Cooling	75° F (24° C)
Dry Bulb Temp Heating:	70° F (21° C)
Minimum Outside Air:	2 Air Changes/Hr
100% Exhaust Air	—
Noise Criteria	NC35
Relative Humidity/Cooling:	60%
Relative Humidity/Heating	20%
Minimum Air Changes/Hr.	6
Room Pressure	Neutral
AC Load Lights	As Required
AC Load Equipment	As Required
Number of People	2

LIGHTING	
General:	
1. Suspended light fixture, Conical glass shade with 75W LED A19lamps, 3000°K, CRI = 70	
2. Fluorescent downlight fixture.	
3. Table Lamp	
4. Provides ballasts per fixture for desired switching configuration	
5. Lighting Level: 50fc	

COMMUNICATIONS	
Patient Monitor	
Nurse Call	Yes
Security/Duress	
CCTV	
Telephone	Yes
Pub Address	
Radio	
Data	Yes
Panic Call	
Battery Operated Clock	Yes
Intercom (Phone)	
Staff Assist	Yes

POWER	
General	Yes
Special	
Emergency	Yes

PLUMBING AND MEDICAL GASES	
Cold Water	
Hot Water	
Laboratory Air	
Laboratory Vacuum	
Sanitary/Vent	
Medical Air	
Medical Vacuum	
Oxygen	
Nitrous Oxide	
Nitrogen	
Anesthesia Evac	

# Toilet/Shower, Resident (PRTL1)

## Room Data Sheet

ARCHITECTURAL	
Ceiling	Gypsum Board
Ceiling Height	8'-0"
Wall Finish	Gypsum Wallboard / Paint / Ceramic Tile Wainscot (4'-0")
Base	Porcelain Tile Base
Floor Finish	Porcelain Tile
Door	3'-6" x 7'-0", Wood or Metal
Hardware	2H
Noise (STC Rating)	45 Slab-to-slab construction
Slab Depression	Yes
Construction	Solid Surface counter with integral sink
Slab	Depression, slab to drain

HVAC	
Dry Bulb Temp Cooling	NA
Dry Bulb Temp Heating:	70° F (21° C)
Minimum Outside Air:	—
100% Exhaust Air	Yes
Noise Criteria	NC40
Relative Humidity/Cooling:	N/A
Relative Humidity/Heating	N/A
Minimum Air Changes/Hr.	10
Room Pressure	Negative (-)
AC Load Lights	As Required
AC Load Equipment	N/A
Number of People	1

LIGHTING	
General:	
1. Downlight Compact Fluorescent Light Fixture, Acrylic, Quad-Tube T4	
2. Vanity light	
3. Lighting Level: 30fc	

COMMUNICATIONS	
Patient Monitor	
Nurse Call	Yes
Security/Duress	
CCTV	
Telephone	
Pub Address	
Radio	
Data	Yes
Panic Call	
Battery Operated Clock	
Intercom (Phone)	
Staff Assist	Yes

POWER	
General	Yes
Special	
Emergency	Yes

PLUMBING AND MEDICAL GASES	
Cold Water	Yes
Hot Water	Yes
Laboratory Air	
Laboratory Vacuum	
Sanitary/Vent	Yes
Medical Air	
Medical Vacuum	
Oxygen	
Nitrous Oxide	
Nitrogen	
Anesthesia Evac	

# Bedroom, Resident (BRPT3)

## Equipment List

JSN	NAME	QTY	AI	DESCRIPTION
A5145	Hook, Garment, Double, SS, Surface Mounted	1	C / C	A surface mounted, satin finish stainless steel, double garment hook. Equipped with a concealed mounting bracket that is secured to a concealed wall plate. For general purpose use throughout the facility to hang various items of apparel.
A6046	Artwork, Decorative, With Frame	1	V / V	This JSN is to be used for determining and defining location of decorative artwork.
F0205	Chair, Side With Arms	1	V / V	Upholstered side chair, 32" high X 21" wide X 23" deep with arms, padded seats and padded backs. Seat height is a minimum of 17". Available with or without sled base.
F0265	Chair, Recliner	1	V / V	Reclining chair, 46" high X 33" wide X 40" deep with arms, straight leg base and floor glides or lockable two (2) inch casters. Seat, back and foot rest are foam padded and upholstered with woven textile fabric or vinyl.
F0400	Cabinet, Bedside, Door, Drawer	1	V / V	Bedside cabinet for storage of both the patient's personal items and small patient support items. Approximately 31" high X 21" wide X 19" deep with one (1) drawer and one (1) closed storage closet. Drawer is removable so interior can be sanitized. May come in a 3 drawer version.
F0570	Dresser, 6 Drawer	1	V / V	A 6 drawer dresser used to store clothing.
F2000	Basket, Wastepaper, Round, Metal	1	V / V	Round wastepaper basket, approximately 18" high X 16" diameter. This metal unit is used to collect and temporarily store small quantities of paper refuse in patient rooms, administrative areas and nursing stations.
F3200	Clock, Battery, 12" Diameter	1	V / V	Clock, 12" diameter. Round surface, easy to read numbers with sweep second hand. Wall mounted unit for use when impractical to install a fully synchronized clock system. Battery operated, (batteries not included).
F2420	Lamp, Table, With Shade	1	V / V	Table lamp, 27-34" high X 6" wide X 6" deep with linen shade. Convenience outlet required at point of use.
F2435	Lamp, Desk	1	V / V	Desk lamp, approximately 13"H X 9"W X 6" D with a 14" wide X 2" deep shade. Size and lamp shape may vary. Used for general reading luminosity. Convenience outlet required at point of use.
PT023	Table, Adjustable Height 48x24	1	V / V	
PT026	Narcotic Box	1	V / V	Mounted in Dresser
PT027	Bed, Non-Medical, Single	1	V / V	



# Toilet/Shower, Resident (PRTL1)

## Equipment List

JSN	NAME	QTY	AI	DESCRIPTION
A1066	Mirror, Float Glass, With SS Frame	1	C / C	A high quality 1/4" polished float glass mirror 36X18, framed in a one-piece, bright polished, stainless steel channel frame with 90° mitered corners. All edges of the mirror are protected by absorbing filler strips. Mirror has a galvanized steel back with integral horizontal hanging brackets and wall hanger for concealed mounting. For mounting above single wall mounted lavatories located in toilet areas, Doctors examination offices, etc. May also be used above double lavatories, either wall or countertop mounted, found in restroom areas.
A5075	Dispenser, Soap, Disposable	1	V / V	Disposable soap dispenser. One-handed dispensing operation. Designed to accommodate disposable soap cartridge and valve.
A5080	Dispenser, Paper Towel, SS, Surface Mounted	1	C / C	A surface mounted, satin finish stainless steel, single-fold, paper towel dispenser. Dispenser features: tumbler lock; front hinged at bottom; and refill indicator slot. Minimum capacity 400 single-fold paper towels. For general purpose use throughout the facility.
A5090	Disposal, Sanitary Napkin, SS, Surface Mounted	1	C / C	A surface mounted, satin finish stainless steel, sanitary napkin disposal. Disposal features a flip-up cover, secured to the container by a heavy duty stainless steel piano-hinge. Disposal may be secured to wall or toilet partition. For general purpose use in female toilet stalls or rooms and uni-sex toilet rooms.
A5109	Grab Bar, 1-1/4" Dia., SS, 2 Wall, W/C Accessible	1	C / C	A 1-1/4" diameter, satin finish stainless steel, peened gripping surface, 2 wall toilet stall/ room, grab bar with concealed mounting flanges. Snap over flanges are provided to conceal mounting screws. A selection of mounting kits and concealed anchor devices are available from the manufacturers for different types of installations. Grab bar shall comply with barrier-free accessibility guidelines for structural strength. For typical water closet applications in toilet stalls and rooms where ADA (American's With Disabilities Act) requirements must be met.
A5110	Grab Bar, 1-1/4" Dia., SS, 2 Wall, Shower Use	1	C / C	A 1-1/4" diameter, satin finish stainless steel, peened gripping surface, 2 wall shower, grab bar with concealed mounting flanges. Snap over flanges are provided to conceal mounting screws. A selection of mounting kits and concealed anchor devices are available from the manufacturers for different types of installations. Grab bar shall comply with barrier-free accessibility guidelines for structural strength. For typical applications in shower stalls where ADA (American's With Disabilities Act) requirements must be met.
A5145	Hook, Garment, Double, SS, Surface Mounted	1	C / C	A surface mounted, satin finish stainless steel, double garment hook. Equipped with a concealed mounting bracket that is secured to a concealed wall plate. For general purpose use throughout the facility to hang various items of apparel.

# Toilet/Shower, Resident (PRTL1)

## Equipment List

A5170	Rod, Shower Curtain, 1"Diameter, W/Curtain & Hooks	1	C / C	A concealed mounted, 1" outside diameter, satin finish stainless steel, shower curtain rod with white vinyl shower curtain (72" H) and SS shower curtain hooks. Rod and curtain available in various widths. For general purpose use at shower stall or bathtub locations. Pricing based upon standard shower stall dimensions of 36" x 36" and a standard curtain height of 72".
A5175	Soap Dish, With Bar, SS, Recessed	1	C / C	A recessed mounted, satin finish stainless steel, soap dish with bar. Soap dish furnished with retaining lip and mounting clamp for installation in stud walls or countertop aprons. For general purpose use in shower stalls or at bathtub locations.
A5200	Dispenser, Toilet Tissue, SS, 2-Roll, Surface Mntd	1	C / C	A concealed surface mounted, double roll, satin finish stainless steel, toilet tissue dispenser. Unit accommodates two standard-core toilet tissue rolls through 5" in diameter. Spindles are chrome plated plastic with a heavy-duty internal spring and turn freely for non-controlled delivery. For general purpose use in restrooms.
A5205	Bar, Towel, 1" Diameter, SS, Surface Mounted	2	C / C	A surface mounted, satin finish stainless steel, 1" diameter, towel bar. Support posts and flanges are one piece, chrome-plated, cast heavy brass with satin finish. Towel bar shall not rotate within support posts. Available in 18", 24" and 30" widths. For general purpose use in shower or bathtub rooms. Pricing based upon a suggested standard width of 18".
CT020	Countertop, Solid Surface	AR	C / C	A solid, nonporous countertop with a smooth seamless appearance. Easy to clean and maintain and with proper cleaning does not support the growth of mold. An acrylic-based solid surface product. Standard thickness of 1", and a 4" butt backsplash/curb. Also referred to as a work surface or work top. Available in a choice of colors and depths. Used in lab and other hospital areas requiring optimum physical and chemical resisting properties.
F2000	Basket, Wastepaper, Round, Metal	1	V / V	Round wastepaper basket, approximately 18" high X 16" diameter. This metal unit is used to collect and temporarily store small quantities of paper refuse in patient rooms, administrative areas and nursing stations.
P1150	Valve, Rinse, Bedpan, With Disinfectant Injector	1	C / C	Bedpan rinsing valve with deodorant/disinfectant spray. Unit is wall mounted above a water closet having an exposed flush valve. Flush water shall be available to rinse the pan with the balance used to flush the waste. Used in dirty utility rooms located in patient care areas throughout the hospital. Unit is used to flush and disinfect a dirty bedpan.
P5040	Shower, Single, Hand-Held	1	C / C	A complete, barrier-free, single hand-held, personal shower system. The shower system includes: pressure balanced mixing valve with high temperature limit stop; personal hand shower; shower hose; wall supply; and slide bar. For general purpose use throughout the facility in shower stalls.
or				
P1050	Bathtub, Patient	1	C / C	White acrylic bathtub used for patient bathing. Includes drain and skirt.

# Toilet/Shower, Resident (PRTL1)

## Equipment List

P9056	Toilet, Floor Mounted, Bariatric	1	C / C	A floor mounted, flush valve toilet with an elongated front and a load capacity of 1,000 pounds. The toilet will be vitreous china with a 1.28 or 1.6 Gpf low water consumption rate with a rear outlet. See manufacturer's literature for recommended flush valves and toilet seats.
PT071	Sink, Integral ADA	1	C / C	
PT073	Shelving, Specialty, Size As Required	1	C / C	
PT074	Bar, Grab, Retractable	1	C / C	

---

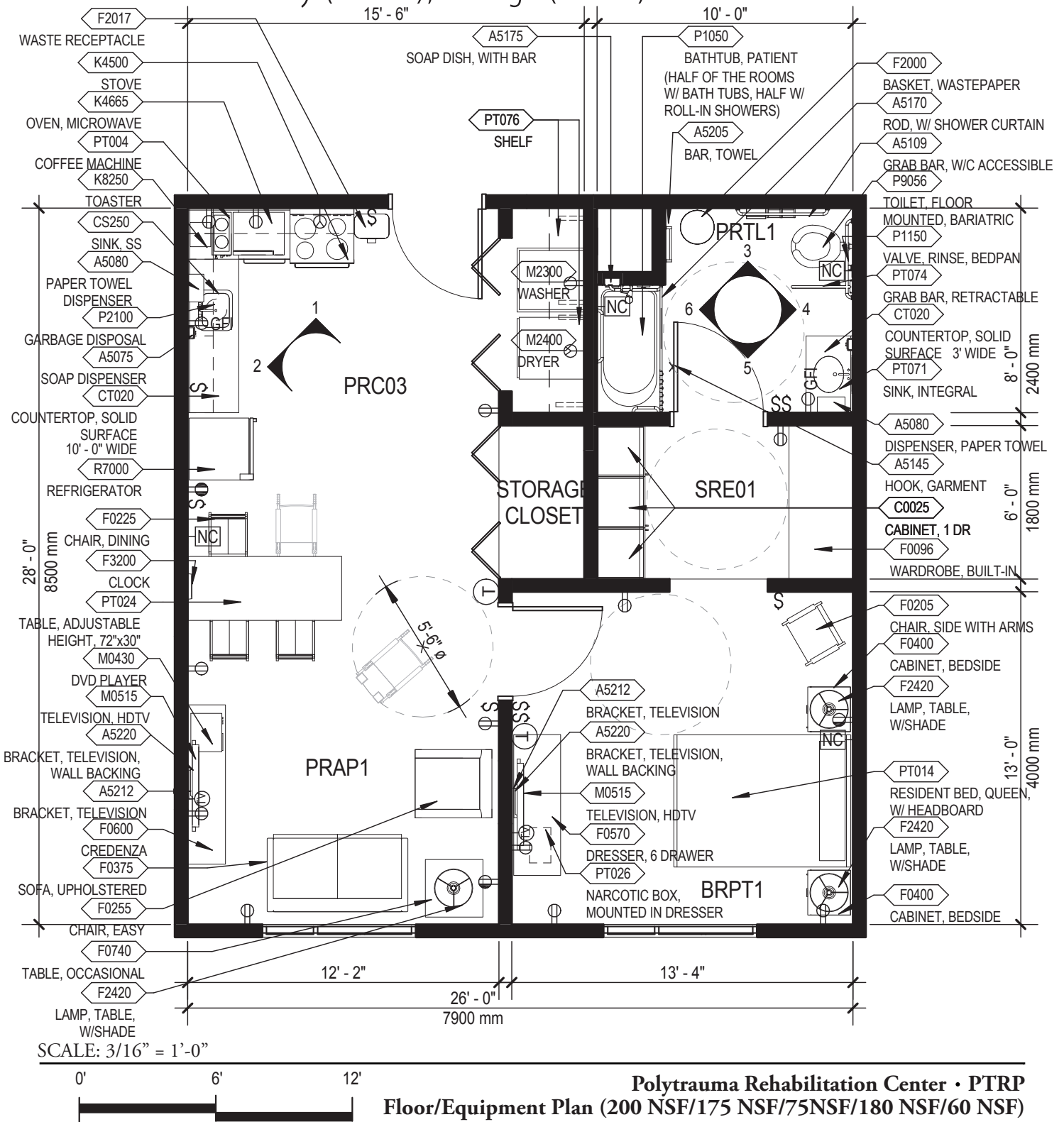
## 4.3.2 Apartment, Living Room (PRAP1); Bedroom (BRPT1); Bathroom (PRTL1); Kitchenette / Laundry (PRC03); Storage (SRE01)

**Function:**

This area is fully functioning traditional apartment used to evaluate a resident's ability to live independently. Each resident will spend two weeks prior to leaving the program completing daily tasks in the kitchen, dining room, bedroom, bathroom and laundry area.

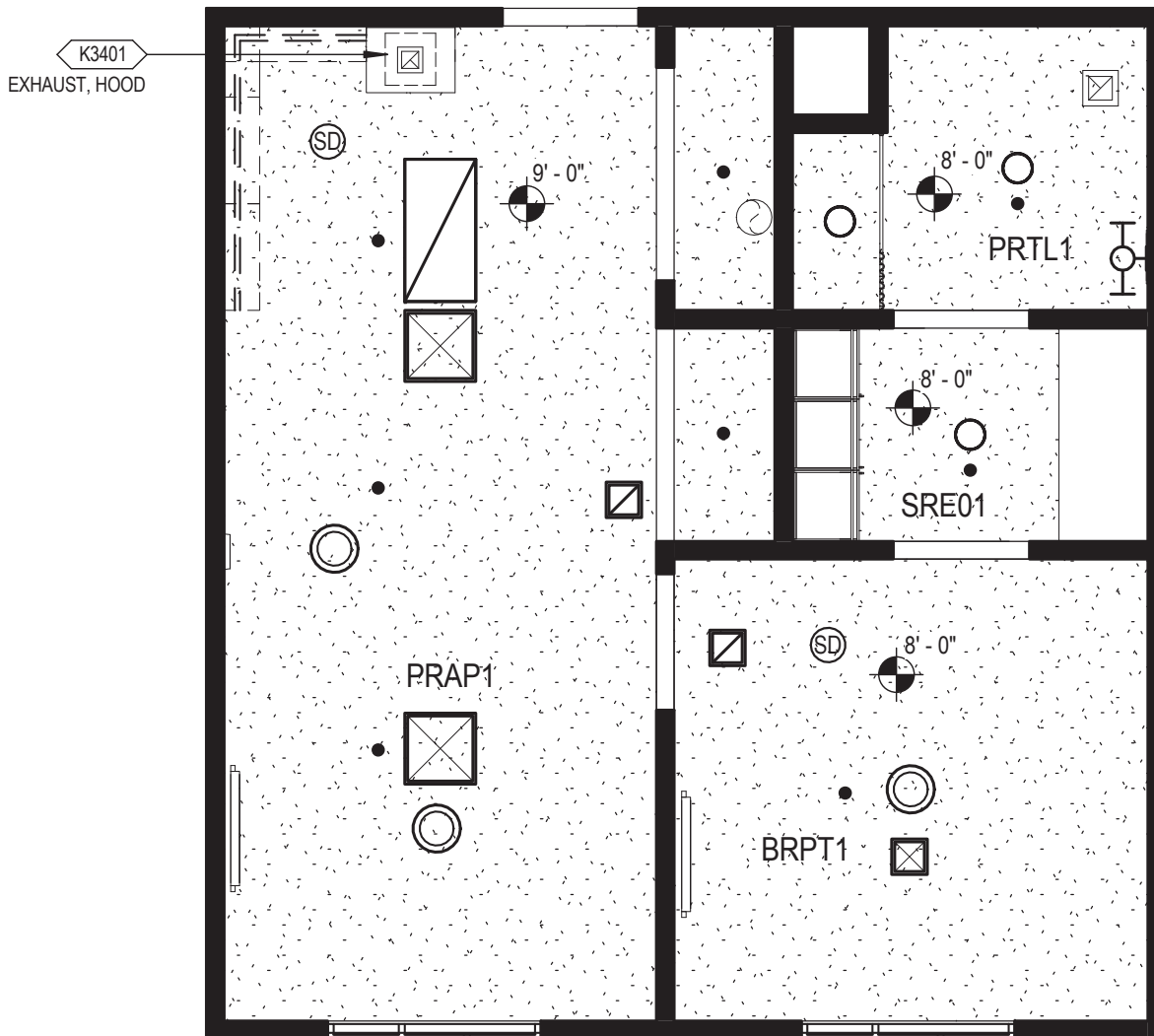
See drawings on the next page(s).

# Apartment, Living Room (PRAP1); Bedroom (BRPT1); Bathroom (PRTL1); Kitchenette / Laundry (PRC03); Storage (SRE01)



NOTE: Guide plates are graphical representations of selected room types, illustrating the integration of space, components, systems, and equipment. They provide typical configurations and general technical guidance, and are not intended to be project specific. Specific infrastructure design requirements are contained in VA Design Manuals and Space Planning Criteria located in the VA Technical Information Library.

Apartment, Living Room (PRAP1); Bedroom (BRPT1); Bathroom (PRTL1);  
Kitchenette / Laundry (PRC03); Storage (SRE01)



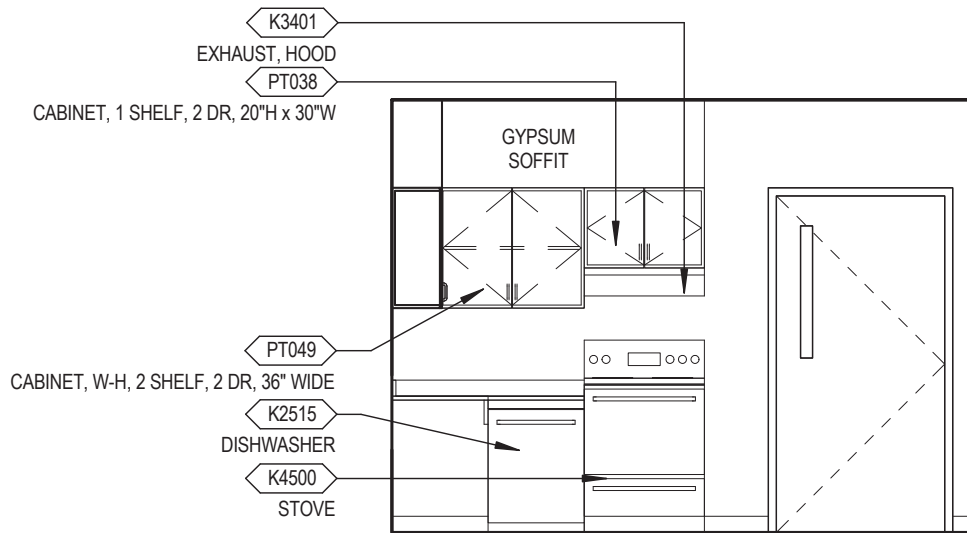
SCALE: 3/16" = 1'-0"



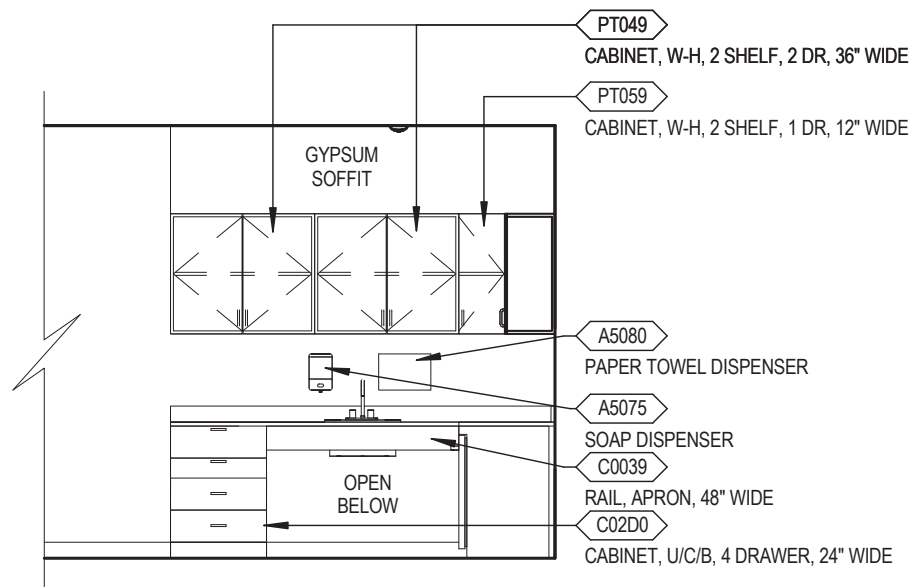
**Polytrauma Rehabilitation Center • PTRP  
Reflected Ceiling Plan**

NOTE: Guide plates are graphical representations of selected room types, illustrating the integration of space, components, systems, and equipment. They provide typical configurations and general technical guidance, and are not intended to be project specific. Specific infrastructure design requirements are contained in VA Design Manuals and Space Planning Criteria located in the VA Technical Information Library.

# Apartment, Kitchenette / Laundry (PRC03)



**Elevation 1**



**Elevation 2**

SCALE: 1/4" = 1'-0"

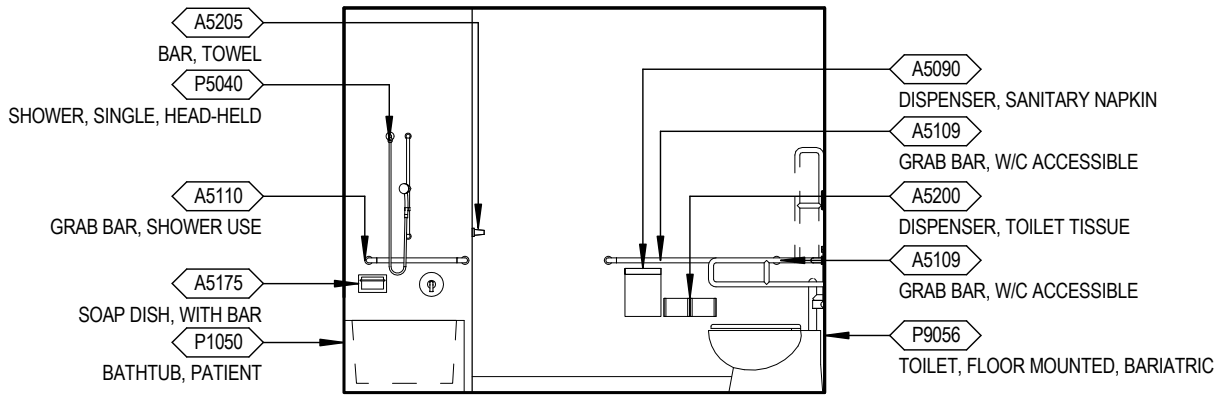


**Polytrauma Rehabilitation Center • PTRP  
Elevation(s)**

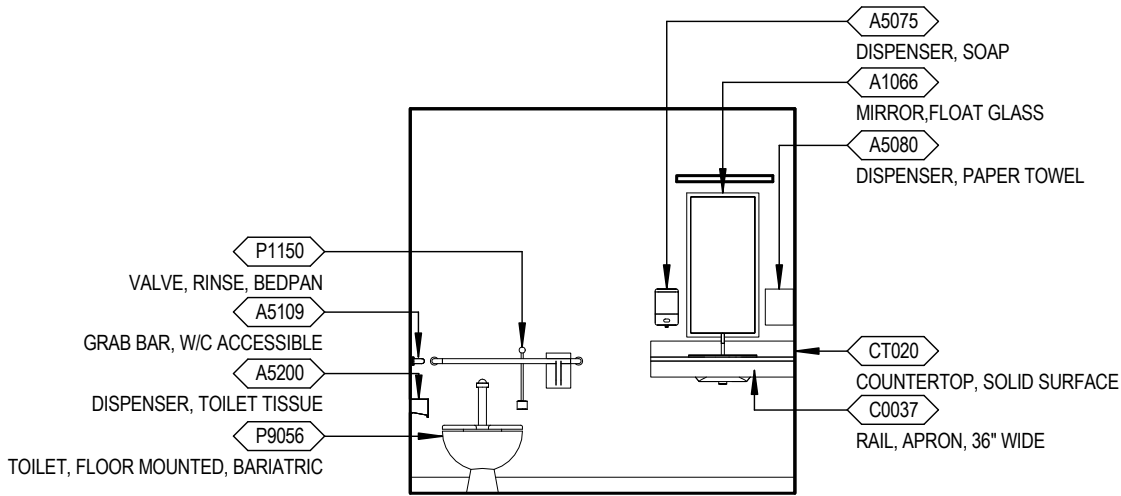
NOTE: Guide plates are graphical representations of selected room types, illustrating the integration of space, components, systems, and equipment. They provide typical configurations and general technical guidance, and are not intended to be project specific. Specific infrastructure design requirements are contained in VA Design Manuals and Space Planning Criteria located in the VA Technical Information Library.



# Apartment, Bathroom (PRTL1)



**Elevation 3**



**Elevation 4**

SCALE: 1/4" = 1'-0"

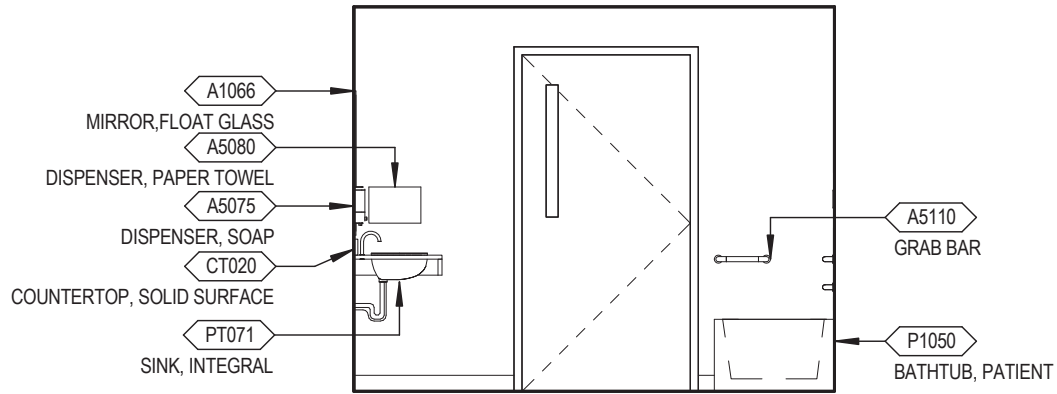


**Polytrauma Rehabilitation Center • PTRP  
Elevation(s)**

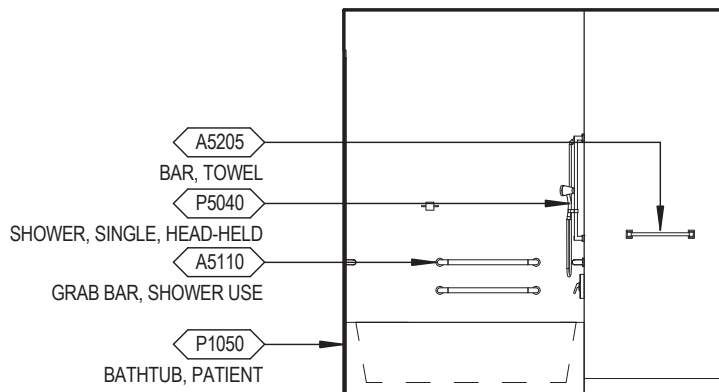
NOTE: Guide plates are graphical representations of selected room types, illustrating the integration of space, components, systems, and equipment. They provide typical configurations and general technical guidance, and are not intended to be project specific. Specific infrastructure design requirements are contained in VA Design Manuals and Space Planning Criteria located in the VA Technical Information Library.



# Apartment, Bathroom (PRTL1)



**Elevation 5**



**Elevation 6**

SCALE: 1/4" = 1'-0"

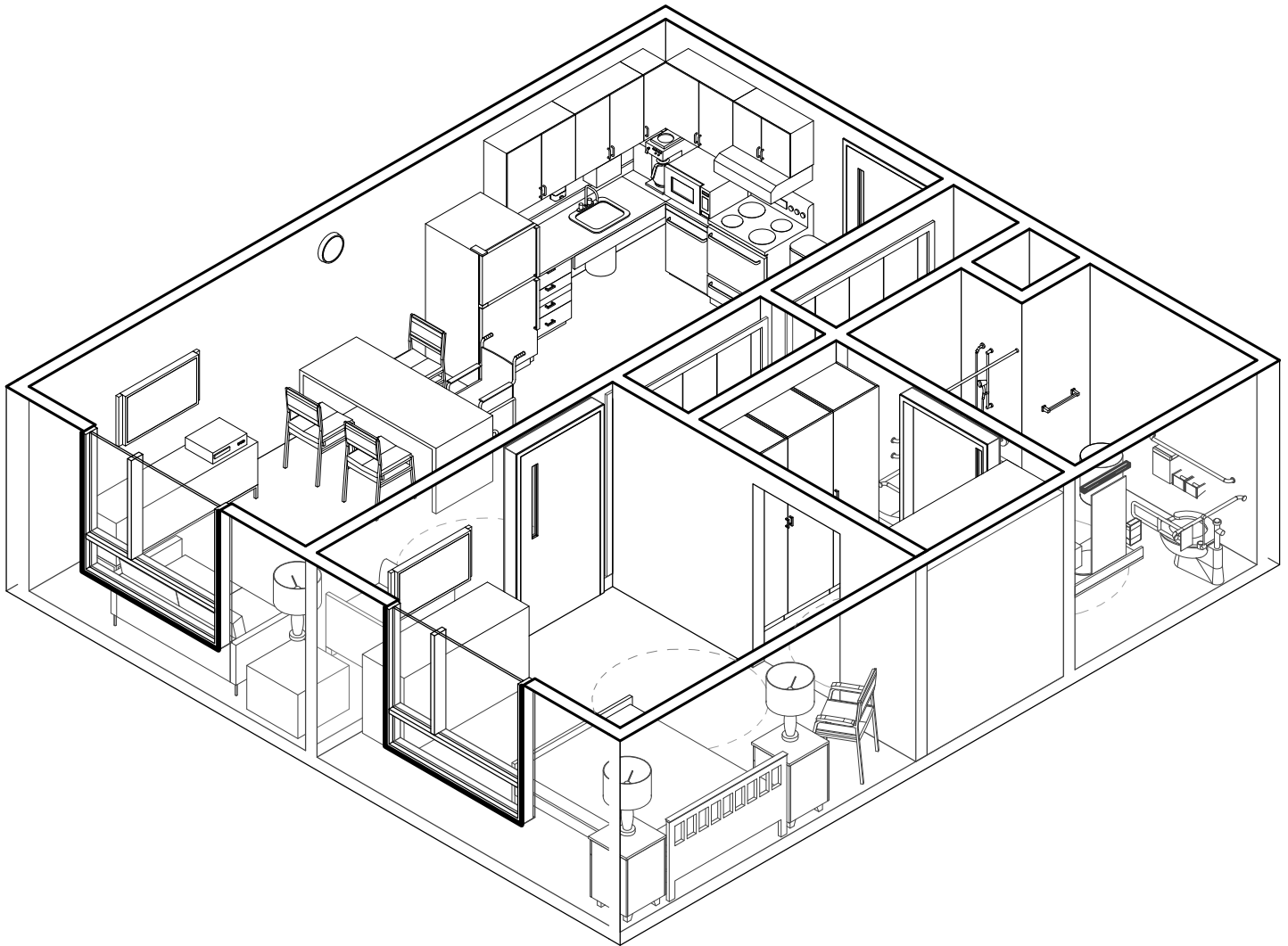


**Polytrauma Rehabilitation Center • PTRP  
Elevation(s)**

NOTE: Guide plates are graphical representations of selected room types, illustrating the integration of space, components, systems, and equipment. They provide typical configurations and general technical guidance, and are not intended to be project specific. Specific infrastructure design requirements are contained in VA Design Manuals and Space Planning Criteria located in the VA Technical Information Library.

---

Apartment, Living Room (PRAP1); Bedroom (BRPT1); Bathroom (PRTL1);  
Kitchenette / Laundry (PRC03); Storage (SRE01)



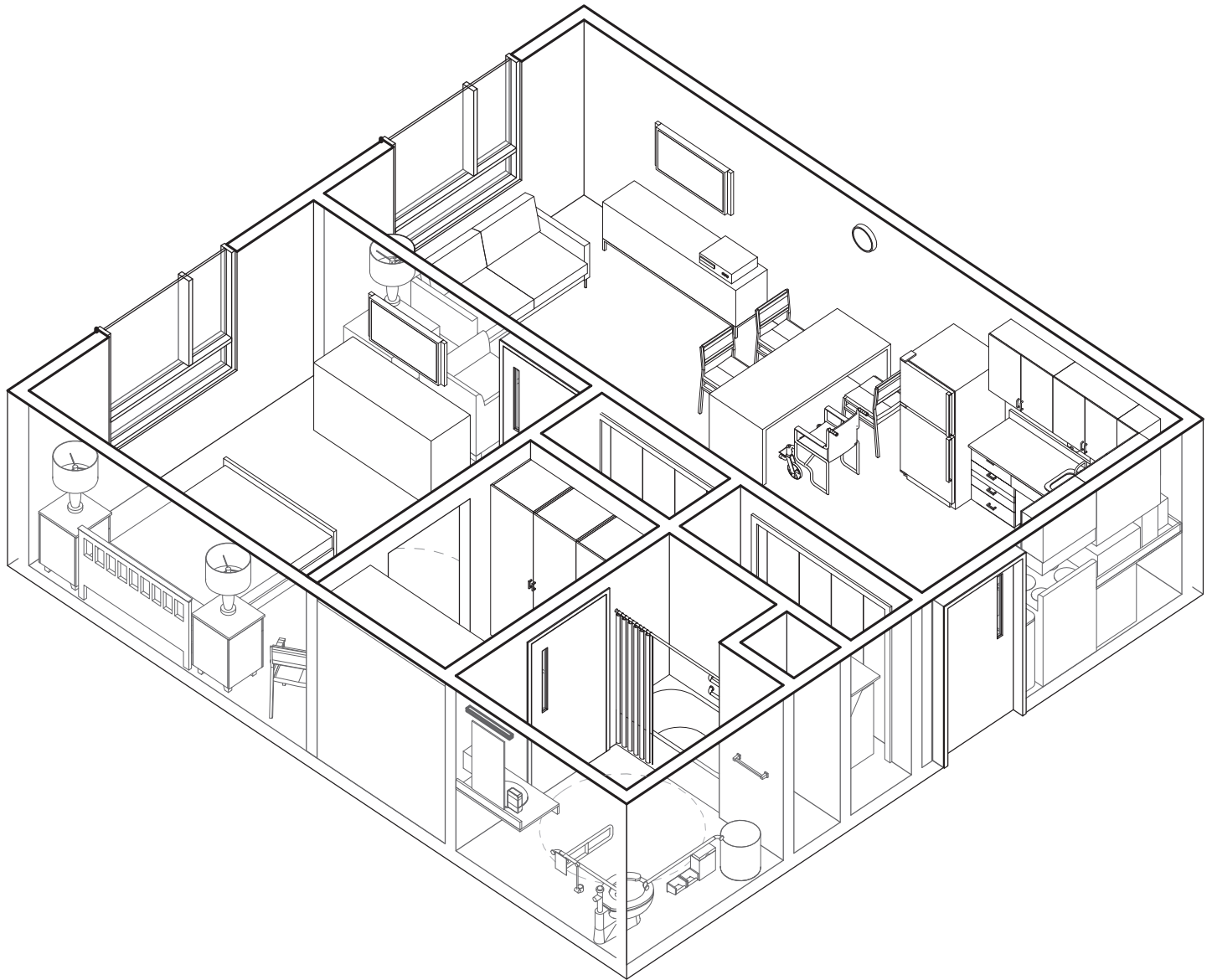
---

**Polytrauma Rehabilitation Center • PTRP  
Room/Equipment Isometric**

NOTE: Guide plates are graphical representations of selected room types, illustrating the integration of space, components, systems, and equipment. They provide typical configurations and general technical guidance, and are not intended to be project specific. Specific infrastructure design requirements are contained in VA Design Manuals and Space Planning Criteria located in the VA Technical Information Library.

---

# Apartment, Living Room (PRAP1); Bedroom (BRPT1); Bathroom (PRTL1); Kitchenette / Laundry (PRC03); Storage (SRE01)



## Polytrauma Rehabilitation Center • PTRP Room/Equipment Isometric

NOTE: Guide plates are graphical representations of selected room types, illustrating the integration of space, components, systems, and equipment. They provide typical configurations and general technical guidance, and are not intended to be project specific. Specific infrastructure design requirements are contained in VA Design Manuals and Space Planning Criteria located in the VA Technical Information Library.

# Apartment, Living Room (PRAP1)

## Room Data Sheet

ARCHITECTURAL	
Ceiling	Gypsum Wallboard / Paint
Ceiling Height	9'-0" to 10'-0"
Wall Finish	Mold Resistant Gypsum Wallboard / Paint / Wall Covering
Base	Resilient Base
Floor Finish	Solid Vinyl Floor Tile or Carpet Tile
Door	3'-6" x 7'-0", Wood or Metal
Hardware	R1
Noise (STC Rating)	45 Slab-to-slab construction
Depression	None Special
Construction	

HVAC	
Dry Bulb Temp Cooling	75° F (24° C)
Dry Bulb Temp Heating:	70° F (21° C)
Minimum Outside Air:	2 Air Changes/Hr
100% Exhaust Air	—
Noise Criteria	NC40
Relative Humidity/Cooling:	60%
Relative Humidity/Heating	20%
Minimum Air Changes/Hr.	4
Room Pressure	Neutral
AC Load Lights	As Required
AC Load Equipment	As Required
Number of People	2

LIGHTING	
General:	
1. Suspended light fixture, Conical glass shade with 75W LED A19lamps, 3000°K, CRI = 70	
2. Table Lamp	
3. Provides ballasts per fixture for desired switching configuration	
4. Lighting Level: 50fc	

COMMUNICATIONS	
Patient Monitor	
Nurse Call	Yes
Security/Duress	
CCTV	
Telephone	Yes
Pub Address	
Radio	
Data	Yes
Panic Call	
Battery Operated Clock	Yes
Intercom (Phone)	
Staff Assist	Yes

POWER	
General	Yes
Special	
Emergency	Yes

PLUMBING AND MEDICAL GASES	
Cold Water	
Hot Water	
Laboratory Air	
Laboratory Vacuum	
Sanitary/Vent	
Medical Air	
Medical Vacuum	
Oxygen	
Nitrous Oxide	
Nitrogen	
Anesthesia Evac	

# Apartment, Bedroom (BRPT1)

## Room Data Sheet

ARCHITECTURAL	
Ceiling	Gypsum Wallboard / Paint
Ceiling Height	9'-0" to 10'-0"
Wall Finish	Gypsum Wallboard / Paint
Base	Resilient Base
Floor Finish	Carpet Tile
Door	3'-0" x 7'-0", Wood or Metal
Hardware	R2
Noise (STC Rating)	45 Slab-to-slab construction
Depression	None Special
Construction	

HVAC	
Dry Bulb Temp Cooling	75° F (24° C)
Dry Bulb Temp Heating:	70° F (21° C)
Minimum Outside Air:	2 Air Changes/Hr
100% Exhaust Air	—
Noise Criteria	NC35
Relative Humidity/Cooling:	60%
Relative Humidity/Heating	20%
Minimum Air Changes/Hr.	4
Room Pressure	Neutral
AC Load Lights	As Required
AC Load Equipment	As Required
Number of People	2

LIGHTING	
General:	
1. Suspended light fixture, Conical glass shade with 75W LED A19lamps, 3000°K, CRI = 70	
2. Table Lamp	
3. Provides ballasts per fixture for desired switching configuration	
4. Lighting Level: 50fc	

COMMUNICATIONS	
Patient Monitor	
Nurse Call	Yes
Security/Duress	
CCTV	
Telephone	Yes
Pub Address	
Radio	
Data	Yes
Panic Call	
Battery Operated Clock	Yes
Intercom (Phone)	
Staff Assist	Yes

POWER	
General	Yes
Special	
Emergency	Yes

PLUMBING AND MEDICAL GASES	
Cold Water	
Hot Water	
Laboratory Air	
Laboratory Vacuum	
Sanitary/Vent	
Medical Air	
Medical Vacuum	
Oxygen	
Nitrous Oxide	
Nitrogen	
Anesthesia Evac	

# Apartment, Bathroom (PRTL1)

## Room Data Sheet

ARCHITECTURAL	
Ceiling	Gypsum Board
Ceiling Height	8'-0"
Wall Finish	Gypsum Wallboard / Paint / Ceramic Tile Wainscot (4'-0")
Base	Porcelain Tile Base
Floor Finish	Porcelain Tile
Door	3'-6" x 7'-0", Wood or Metal
Hardware	2H
Noise (STC Rating)	45 Slab-to-slab construction
Slab Depression	Yes
Construction	Solid Surface counter with integral sink
Slab	Depression, slab to drain

HVAC	
Dry Bulb Temp Cooling	NA
Dry Bulb Temp Heating:	70° F (21° C)
Minimum Outside Air:	—
100% Exhaust Air	Yes
Noise Criteria	NC40
Relative Humidity/Cooling:	N/A
Relative Humidity/Heating	N/A
Minimum Air Changes/Hr.	10
Room Pressure	Negative (-)
AC Load Lights	As Required
AC Load Equipment	N/A
Number of People	1

LIGHTING	
General:	
1. Downlight, compact fluorescent light fixture, quad-tube T4	
2. Vanity light	
3. Lighting Level: 30fc	

COMMUNICATIONS	
Patient Monitor	
Nurse Call	Yes
Security/Duress	
CCTV	
Telephone	Yes
Pub Address	
Radio	
Data	Yes
Panic Call	
Battery Operated Clock	
Intercom (Phone)	
Staff Assist	Yes

POWER	
General	Yes
Special	
Emergency	Yes

PLUMBING AND MEDICAL GASES	
Cold Water	Yes
Hot Water	Yes
Laboratory Air	
Laboratory Vacuum	
Sanitary/Vent	Yes
Medical Air	
Medical Vacuum	
Oxygen	
Nitrous Oxide	
Nitrogen	
Anesthesia Evac	

# Apartment, Kitchenette / Laundry (PRC03)

## Room Data Sheet

ARCHITECTURAL	
Ceiling	Acoustical Ceiling Tile
Ceiling Height	9'-0" to 10'-0"
Wall Finish	Gypsum Wallboard / Paint
Base	Resilient Base
Floor Finish	Solid Vinyl Tile
Door	Open
Hardware	N/A
Noise (STC Rating)	45 Slab-to-slab construction
Depression	None Special
Construction	Designed as a residential apartment, not an ADA compliant space. Solid surface counter with drop-in sink, wall hung cabinets, base cabinets.

HVAC	
Dry Bulb Temp Cooling	75° F (24° C)
Dry Bulb Temp Heating:	70° F (21° C)
Minimum Outside Air:	2 Air Changes/Hr
100% Exhaust Air	Stove Exhaust, Dryer Exhaust
Noise Criteria	NC40
Relative Humidity/Cooling:	60%
Relative Humidity/Heating	20%
Minimum Air Changes/Hr.	4
Room Pressure	Negative (-)
AC Load Lights	As Required
AC Load Equipment	As Required
Number of People	2

LIGHTING	
General:	
1. 2'x4' fluorescent light fixture, acrylic, prismatic lens with F32T8 lamps, 3500 °K, CRI = 70	
2. Under cabinet light	
3. Provides ballasts per fixture for desired switching configuration	
4. Lighting level: 50fc	

COMMUNICATIONS	
Patient Monitor	
Nurse Call	Yes
Security/Duress	
CCTV	
Telephone	Yes
Pub Address	
Radio	
Data	Yes
Panic Call	
Battery Operated Clock	
Intercom (Phone)	
Staff Assist	Yes

POWER	
General	Yes
Special	Yes
Emergency	Yes

PLUMBING AND MEDICAL GASES	
Cold Water	Yes
Hot Water	Yes
Laboratory Air	
Laboratory Vacuum	
Sanitary/Vent	Yes
Medical Air	
Medical Vacuum	
Oxygen	
Nitrous Oxide	
Nitrogen	
Anesthesia Evac	

# Apartment, Living Room (PRAP1)

## Equipment List

JSN	NAME	QTY	AI	DESCRIPTION
A5212	Bracket, Television, Wall-Mounted, Tilt/Angle	1	C / C	A wall mounted, tilt/angled TV bracket for 37" to 80" TVs. Mount will be a universal and VESA compliant unit with a load capacity of up to 130 lbs.
A5220	Bracket, Television, Wall Backing	1	C / C	Wall mounted television bracket backing which provides additional support and strength for the installation of the television bracket. Option available for interior or exterior plate and sized for 12" 16" or 24" stud spacing.
F0225	Chair, Dining Room	3	V / V	Dining room chair with glides. Chair has straight legs with cushioned cloth or vinyl seat.
F0255	Chair, Easy	1	V / V	Easy chair approximately 35" high X 28" wide X 32" deep with arms and floor glides. Arms, back and seat are foam padded and upholstered in woven textile fabric or vinyl.
F0375	Sofa, Upholstered	1	V / V	Executive sofa with woven fabric textile or vinyl upholstery, foam padded arms, steel spring and foam rubber backs and seats, and floor glides.
F0600	Credenza, Executive, Wood	1	V / V	Executive credenza with two (2) box drawers, two (2) file drawers, a center closed storage area with adjustable shelf and floor glides.
F0740	Table, Occasional, Lamp	1	V / V	Occasional lamp table (end table) approximately 20" high X 27" wide X 27" deep with choice of finishes (wood, oak veneer, or high pressure laminate).
F2420	Lamp, Table, With Shade	1	V / V	Table lamp, 27-34" high X 6" wide X 6" deep with linen shade. Convenience outlet required at point of use.
F3200	Clock, Battery, 12" Diameter	1	V / V	Clock, 12" diameter. Round surface, easy to read numbers with sweep second hand. Wall mounted unit for use when impractical to install a fully synchronized clock system. Battery operated, (batteries not included).
M0430	Recorder / Player, Digital, Video, DVD	1	V / V	Professional medical grade DVD video recorder/player. Approximately 5" high X 10" wide X 14" deep. Meets NTSC and PAL standards and employs MPEG2 video compression. Capable of high speed picture search, direct recording into available disc space and recording and playback on various DVD formats. Audio uses dolby digital format. Convenience outlet required at point of use.
M0515	Television, HDTV	1	V / V	42" diagonal screen, high definition (HDTV) multimedia flat panel display television. The TV will have a 16:9 wide screen aspect ratio, a minimum of 1024 x 768 display resolution, NTSC tuner, built-in stereo speakers and surround sound.
PT024	Table, Adjustable Height 72x30	1	V / V	



# Apartment, Bedroom (BRPT1)

## Equipment List

JSN	NAME	QTY	AI	DESCRIPTION
A5212	Bracket, Television, Wall-Mounted, Tilt/Angle	1	C / C	A wall mounted, tilt/angled TV bracket for 37" to 80" TVs. Mount will be a universal and VESA compliant unit with a load capacity of up to 130 lbs.
A5220	Bracket, Television, Wall Backing	1	C / C	Wall mounted television bracket backing which provides additional support and strength for the installation of the television bracket. Option available for interior or exterior plate and sized for 12" 16" or 24" stud spacing.
F0205	Chair, Side With Arms	1	V / V	Upholstered side chair, 32" high X 21" wide X 23" deep with arms, padded seats and padded backs. Seat height is a minimum of 17". Available with or without sled base.
F0570	Dresser, 6 Drawer	1	V / V	A 6 drawer dresser used to store clothing.
F0400	Cabinet, Bedside, Door, Drawer	2	V / V	Bedside cabinet for storage of both the patient's personal items and small patient support items. Approximately 31" high X 21" wide X 19" deep with one (1) drawer and one (1) closed storage closet. Drawer is removable so interior can be sanitized. May come in a 3 drawer version.
F2420	Lamp, Table, With Shade	2	V / V	Table lamp, 27-34" high X 6" wide X 6" deep with linen shade. Convenience outlet required at point of use.
M0515	Television, HDTV	1	V / V	42" diagonal screen, high definition (HDTV) multimedia flat panel display television. The TV will have a 16:9 wide screen aspect ratio, a minimum of 1024 x 768 display resolution, NTSC tuner, built-in stereo speakers and surround sound.
PT014	Bed, Domestic, Queen Sized	1	V / V	
PT026	Narcotic Box	1	V / V	Mounted in Dresser

# Apartment, Bathroom (PRTL1)

## Equipment List

JSN	NAME	QTY	AI	DESCRIPTION
A1066	Mirror, Float Glass, With SS Frame	1	C / C	A high quality 1/4" polished float glass mirror 36X18, framed in a one-piece, bright polished, stainless steel channel frame with 90° mitered corners. All edges of the mirror are protected by absorbing filler strips. Mirror has a galvanized steel back with integral horizontal hanging brackets and wall hanger for concealed mounting. For mounting above single wall mounted lavatories located in toilet areas, Doctors examination offices, etc. May also be used above double lavatories, either wall or countertop mounted, found in restroom areas.
A5075	Dispenser, Soap, Disposable	1	V / V	Disposable soap dispenser. One-handed dispensing operation. Designed to accommodate disposable soap cartridge and valve.
A5080	Dispenser, Paper Towel, SS, Surface Mounted	1	C / C	A surface mounted, satin finish stainless steel, single-fold, paper towel dispenser. Dispenser features: tumbler lock; front hinged at bottom; and refill indicator slot. Minimum capacity 400 single-fold paper towels. For general purpose use throughout the facility.
A5090	Disposal, Sanitary Napkin, SS, Surface Mounted	1	C / C	A surface mounted, satin finish stainless steel, sanitary napkin disposal. Disposal features a flip-up cover, secured to the container by a heavy duty stainless steel piano-hinge. Disposal may be secured to wall or toilet partition. For general purpose use in female toilet stalls or rooms and uni-sex toilet rooms.
A5109	Grab Bar, 1-1/4" Dia., SS, 2 Wall, W/C Accessible	1	C / C	A 1-1/4" diameter, satin finish stainless steel, peened gripping surface, 2 wall toilet stall/ room, grab bar with concealed mounting flanges. Snap over flanges are provided to conceal mounting screws. A selection of mounting kits and concealed anchor devices are available from the manufacturers for different types of installations. Grab bar shall comply with barrier-free accessibility guidelines for structural strength. For typical water closet applications in toilet stalls and rooms where ADA (American's With Disabilities Act) requirements must be met.
A5110	Grab Bar, 1-1/4" Dia., SS, 2 Wall, Shower Use	1	C / C	A 1-1/4" diameter, satin finish stainless steel, peened gripping surface, 2 wall shower, grab bar with concealed mounting flanges. Snap over flanges are provided to conceal mounting screws. A selection of mounting kits and concealed anchor devices are available from the manufacturers for different types of installations. Grab bar shall comply with barrier-free accessibility guidelines for structural strength. For typical applications in shower stalls where ADA (American's With Disabilities Act) requirements must be met.
A5145	Hook, Garment, Double, SS, Surface Mounted	1	C / C	A surface mounted, satin finish stainless steel, double garment hook. Equipped with a concealed mounting bracket that is secured to a concealed wall plate. For general purpose use throughout the facility to hang various items of apparel.

# Apartment, Bathroom (PRTL1)

## Equipment List

A5170	Rod, Shower Curtain, 1" Diameter, W/Curtain & Hooks	1	C / C	A concealed mounted, 1" outside diameter, satin finish stainless steel, shower curtain rod with white vinyl shower curtain (72" H) and SS shower curtain hooks. Rod and curtain available in various widths. For general purpose use at shower stall or bathtub locations. Pricing based upon standard shower stall dimensions of 36" x 36" and a standard curtain height of 72".
A5175	Soap Dish, With Bar, SS, Recessed	1	C / C	A recessed mounted, satin finish stainless steel, soap dish with bar. Soap dish furnished with retaining lip and mounting clamp for installation in stud walls or countertop aprons. For general purpose use in shower stalls or at bathtub locations.
A5200	Dispenser, Toilet Tissue, SS, 2-Roll, Surface Mntd	1	C / C	A concealed surface mounted, double roll, satin finish stainless steel, toilet tissue dispenser. Unit accommodates two standard-core toilet tissue rolls through 5" in diameter. Spindles are chrome plated plastic with a heavy-duty internal spring and turn freely for non-controlled delivery. For general purpose use in restrooms.
A5205	Bar, Towel, 1" Diameter, SS, Surface Mounted	2	C / C	A surface mounted, satin finish stainless steel, 1" diameter, towel bar. Support posts and flanges are one piece, chrome-plated, cast heavy brass with satin finish. Towel bar shall not rotate within support posts. Available in 18", 24" and 30" widths. For general purpose use in shower or bathtub rooms. Pricing based upon a suggested standard width of 18".
CT020	Countertop, Solid Surface	AR	C / C	A solid, nonporous countertop with a smooth seamless appearance. Easy to clean and maintain and with proper cleaning does not support the growth of mold. An acrylic-based solid surface product. Standard thickness of 1", and a 4" butt backsplash/curb. Also referred to as a work surface or work top. Available in a choice of colors and depths. Used in lab and other hospital areas requiring optimum physical and chemical resisting properties.
F2000	Basket, Wastepaper, Round, Metal	1	V / V	Round wastepaper basket, approximately 18" high X 16" diameter. This metal unit is used to collect and temporarily store small quantities of paper refuse in patient rooms, administrative areas and nursing stations.
P1150	Valve, Rinse, Bedpan, With Disinfectant Injector	1	C / C	Bedpan rinsing valve with deodorant/disinfectant spray. Unit is wall mounted above a water closet having an exposed flush valve. Flush water shall be available to rinse the pan with the balance used to flush the waste. Used in dirty utility rooms located in patient care areas throughout the hospital. Unit is used to flush and disinfect a dirty bedpan.
P5040	Shower, Single, Hand-Held	1	C / C	A complete, barrier-free, single hand-held, personal shower system. The shower system includes: pressure balanced mixing valve with high temperature limit stop; personal hand shower; shower hose; wall supply; and slide bar. For general purpose use throughout the facility in shower stalls.
or				
P1050	Bathtub, Patient	1	C / C	White acrylic bathtub used for patient bathing. Includes drain and skirt.

---

# Apartment, Bathroom (PRTL1)

## Equipment List

P9056	Toilet, Floor Mounted, Bariatric	1	C / C	A floor mounted, flush valve toilet with an elongated front and a load capacity of 1,000 pounds. The toilet will be vitreous china with a 1.28 or 1.6 Gpf low water consumption rate with a rear outlet. See manufacturer's literature for recommended flush valves and toilet seats.
PT071	Sink, Integral ADA	1	C / C	
PT073	Shelving, Specialty, Size As Required	1	C / C	
PT074	Bar, Grab, Retractable	1	C / C	

# Apartment, Kitchenette / Laundry (PRC03)

## Equipment List

JSN	NAME	QTY	AI	DESCRIPTION
A5075	Dispenser, Soap, Disposable	1	V / V	Disposable soap dispenser. One-handed dispensing operation. Designed to accommodate disposable soap cartridge and valve.
A5080	Dispenser, Paper Towel, SS, Surface Mounted	1	C / C	A surface mounted, satin finish stainless steel, single-fold, paper towel dispenser. Dispenser features: tumbler lock; front hinged at bottom; and refill indicator slot. Minimum capacity 400 single-fold paper towels. For general purpose use throughout the facility.
C0039	Rail, Apron, 4x48x1	1	C / C	Apron rail. Also referred to as an apron front, apron panel, or knee space rail. Used to close in front knee space area and/or provide work surface support between two base cabinets or a base cabinet and wall. Apron rails should be ordered in pairs to provide both front and rear work surface support.
C02D0	Cabinet, U/C/B, 4 Drawer, 36x24x22	1	C / C	Standing height under counter base cabinet with four full width drawers of equal height. Also referred to as a drawer cabinet. For general purpose use throughout the facility.
CS250	Sink, SS, Single Compartment, 6x12x9 ID	1	C / C	Single compartment stainless steel sink, drop-in, self-rimming, ledge-type, connected with a drain and provided with a mixing faucet. It shall also be provided with pre-punched fixture holes on 4" center, integral back ledge to accommodate deck-mounted fixtures, brushed/polished interior and top surfaces, and sound deadened. Recommended for use in suspended or U/C/B sink cabinets having a high plastic laminate or Chemsurf laminate countertop/work surface. For general purpose use throughout the facility.
CT020	Countertop, Solid Surface	AR	C / C	A solid, nonporous countertop with a smooth seamless appearance. Easy to clean and maintain and with proper cleaning does not support the growth of mold. An acrylic-based solid surface product. Standard thickness of 1", and a 4" butt backsplash/curb. Also referred to as a work surface or work top. Available in a choice of colors and depths. Used in lab and other hospital areas requiring optimum physical and chemical resisting properties.
F2017	Waste Receptacle, 24 GAL		V / V	Rectangular steel waste receptacle with step-on lid and 24 gallon capacity. The receptacle is used to collect and temporarily store small quantities of paper refuse. Can be used in restrooms, patient areas, laboratories, pharmacies, etc.
K2515	Dishwasher, Household	1	C / C	Household dishwasher. The unit features several wash cycles for different types of tableware, electronic or push button controls, a sound insulation package, an integral filter and disposal unit and adjustable racks. This unit is used for light work in a laboratory or patient rehabilitation in daily living area of occupational therapy.
K3401	Hood, Exhaust, Non-Commercial	1	C / C	The exhaust hood shall be designed for installation and general use over an electric range. It shall have as a minimum; an exhaust capacity of 160 CFM, two fan speeds, a work light and removable grease filters.
K4500	Stove, Household, 4 Burner, w/Oven, Electric	1	C / C	Electric household range with four burner stove and oven. Gas models are available. This unit is used in rehabilitation settings to teach daily living skills to patients.

# Apartment, Kitchenette / Laundry (PRC03)

## Equipment List

K4665	Oven, Microwave, Consumer	1	V / V	Counter mounted microwave oven for average duty use. The exterior cabinet can be metal or heavy duty impact resistant plastic. The oven delivers instant energy for rapid heating, defrosting or prime cooking. The oven has touch pad controls, digital timer, power level selector and preprogrammed selectors for commonly cooked items. This oven is commonly found in staff lounges.
K8250	Toaster, Pop-Up, 4 Slice, Electric	1	V / V	Four (4) slice, electric pop-up toaster. The toaster casing is made from stainless steel and can produce up to 290 slices/hr. This is used to toast sliced bread in food service kitchens and hospital cafeteria operations. Several electrical power configurations are available; some may require special wall receptacles. Refer to manufacturers' specifications.
M2300	Washer, Clothes, Automatic	1	V / V	Large capacity automatic clothes washer with a heavy duty motor. The unit's control system programs load, cycle time, spin speed, fabric, water level and water temperature. The washer includes a bleach and/or fabric softener dispenser and a filter ring for trapping lint.
M2400	Dryer, Clothes, Automatic, Electric, Household	1	V / V	Automatic clothes dryer. Electric unit features automatic sensi-dry control with setting for different kinds of fabrics, timed cycle, removable lint filter, drum interior light and enamel finish.
P2100	Disposal, Garbage, 2 HP Motor	1	C / C	Garbage disposal. A two (2) horsepower versatile waste disposal unit suitable for facilities where 500 to 1000 meals are prepared and served daily. Requires eight (8) gallons per minute water flow rate, and outlet flange tapped for a two (2) inch pipe. Unit will have a manual reversing switch and shall comply with MIL SPEC No. MIL-G-15840. Multiple electrical configurations are available.
R7000	Refrigerator, 14 Cubic Feet	1	V / V	This is a 14 Cubic Foot frostless top mount refrigerator/freezer approximately 64" H x 28" W x 29" D. Combination unit that is used in households or other areas where general purpose storage of perishable items is required.
PT004	Brewer, Coffee Maker, Single Brewer	1	V / V	
PT038	Cabinet, W-H, 1 Shelf, 2 DO, 20"x30"	1	C / C	
PT049	Cabinet, Wall Hung, 2 Shelf, 2 Door, 36"	3	C / C	
PT059	Cabinet, Wall Hung, 2 Shelf, 1 Door, 12 x 30"	1	C / C	
PT076	Shelving, Wire, 1 Shelf, 48 x 18, Wall Mounted	2	C / C	

# Apartment, Storage (SRE01)

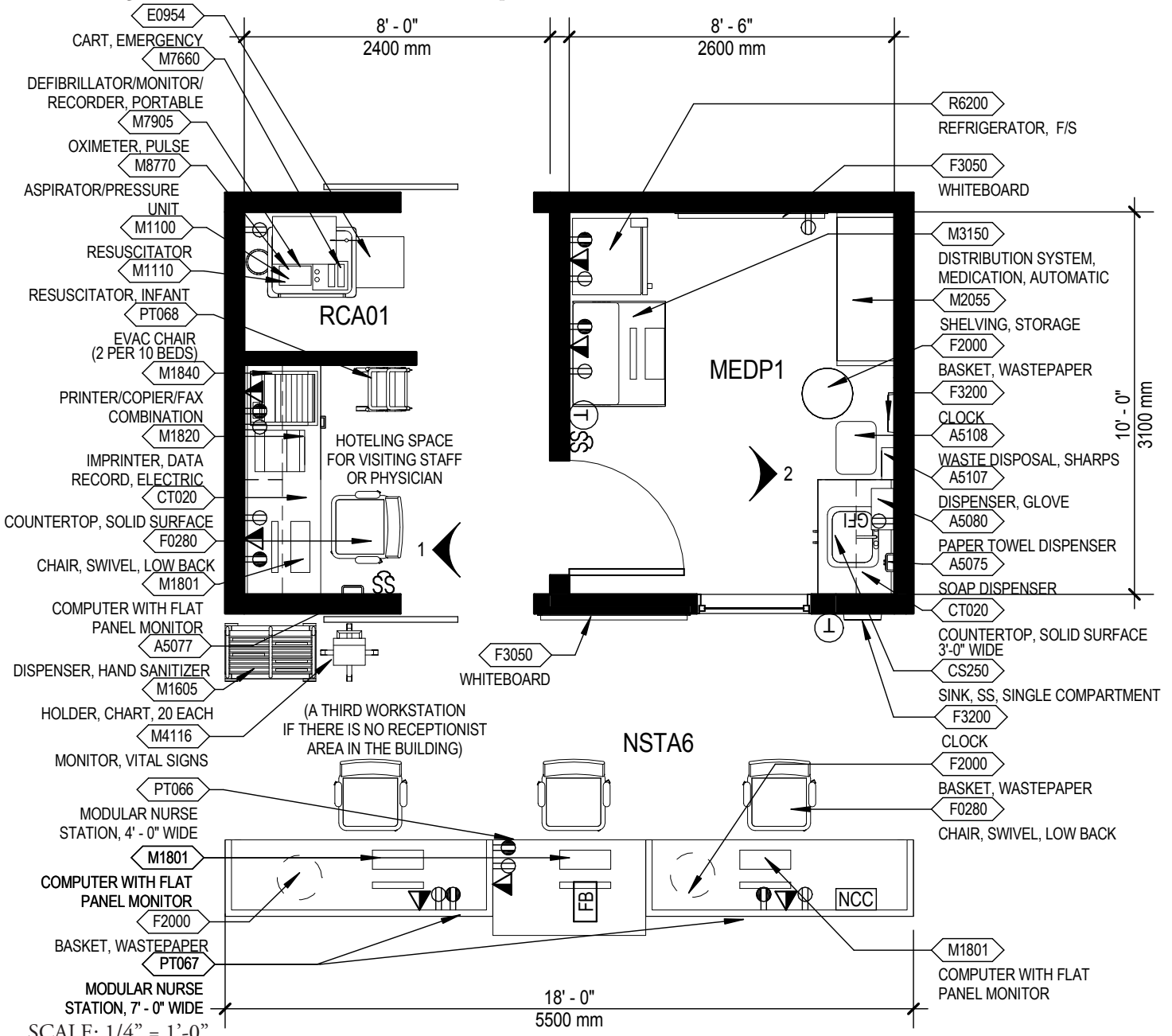
## Equipment List

JSN	NAME	QTY	AI	DESCRIPTION
C0025	Cabinet, Wardrobe, 1 Door, 84x24x22	AR	C / C	Wardrobe cabinet with a fixed shelf, clothing rod, and a solid or louvered right or left-hinged door (appropriate door hinge configuration to be indicated on the equipment elevation drawings), an optional locking door is available. Also referred to as a wardrobe case, unit or storage unit. Used for storage of clothing and personal items.
F0096	Wardrobe, Vestment, Built In	1	V / V	Vestment wardrobe. This unit must be custom designed to conform to built-in requirements. Surfaced inside and out with high-pressure plastic laminates.

### 4.3.3 Nurse Station, Transitional Rehabilitation (NSTA6); Medication Room (MEDP1); Alcove, Crash Cart (RCA01)

**Function:**

The nurse station acts as the information and check-in location, greeting area, as well as the traditional nurse work functions. Multiple staff members will man this station 24/7 and be the nurse resource for patients during the day and night. Residents in this program are working to minimize the amount of medications they are taking, therefore the medication room is not as large and not utilized in the same way as an inpatient medication room.

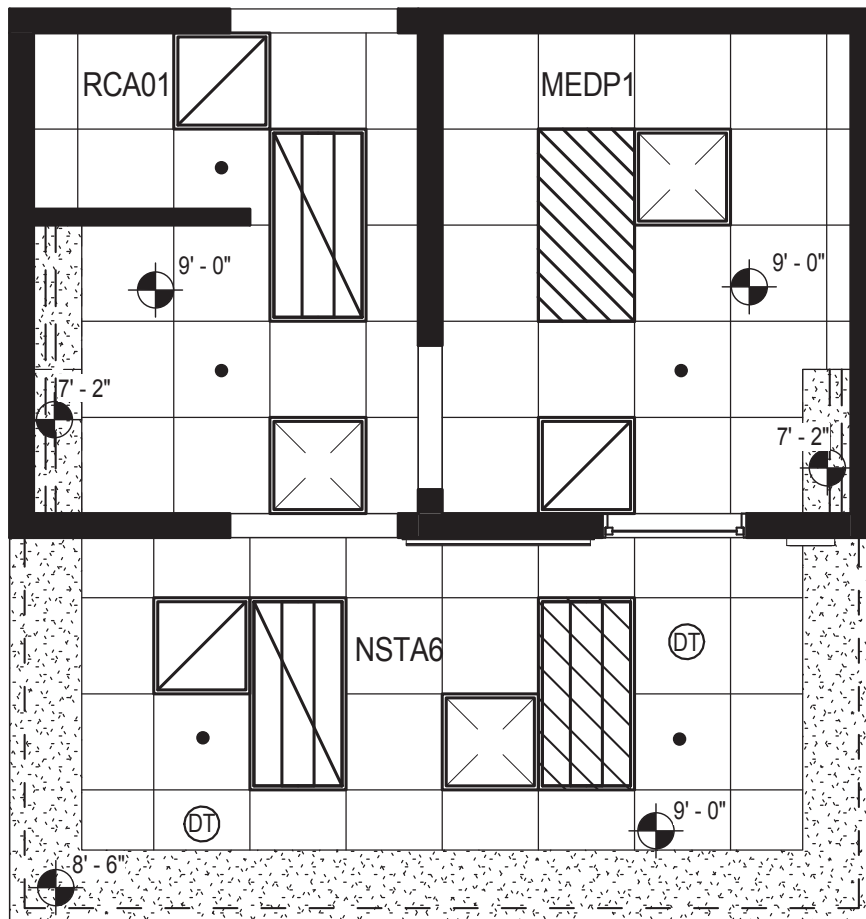


**Polytrauma Rehabilitation Center • PTRP**  
**Floor/Equipment Plan (180 NSF/16.7 NSM; 100 NSF/9.3 NSM; 20 NSF/1.9 NSM)**

NOTE: Guide plates are graphical representations of selected room types, illustrating the integration of space, components, systems, and equipment. They provide typical configurations and general technical guidance, and are not intended to be project specific. Specific infrastructure design requirements are contained in VA Design Manuals and Space Planning Criteria located in the VA Technical Information Library.



# Nurse Station, Transitional Rehabilitation (NSTA6); Medication Room (MEDP1); Alcove, Crash Cart (RCA01)



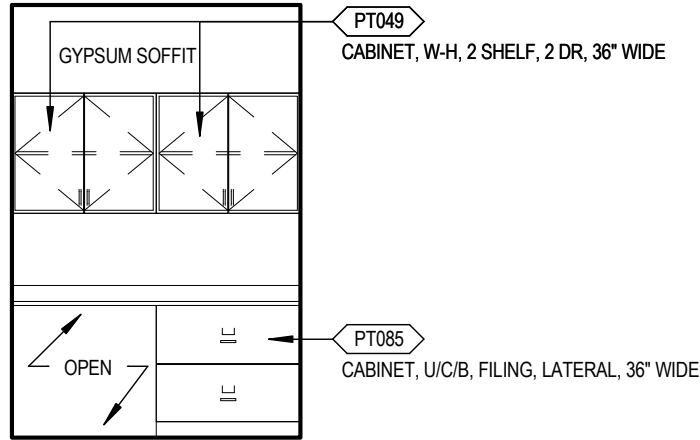
SCALE: 1/4" = 1'-0"



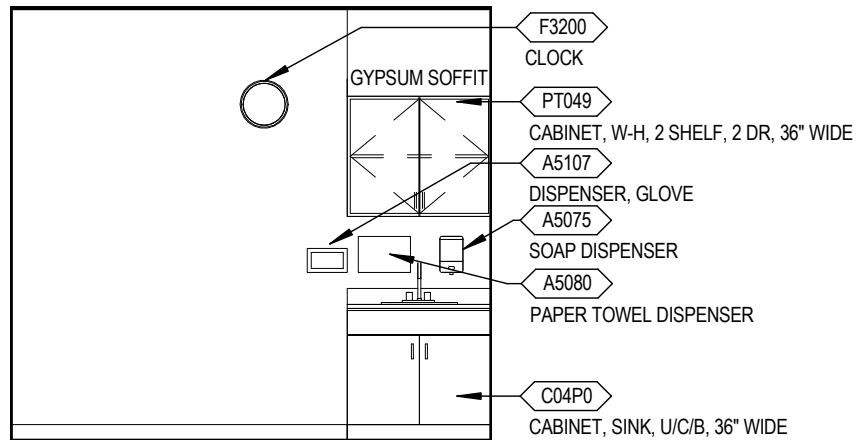
**Polytrauma Rehabilitation Center • PTRP  
Reflected Ceiling Plan**

NOTE: Guide plates are graphical representations of selected room types, illustrating the integration of space, components, systems, and equipment. They provide typical configurations and general technical guidance, and are not intended to be project specific. Specific infrastructure design requirements are contained in VA Design Manuals and Space Planning Criteria located in the VA Technical Information Library.

# Nurse Station, Transitional Rehabilitation (NSTA6); Medication Room (MEDP1)



**Elevation 1**



**Elevation 2**

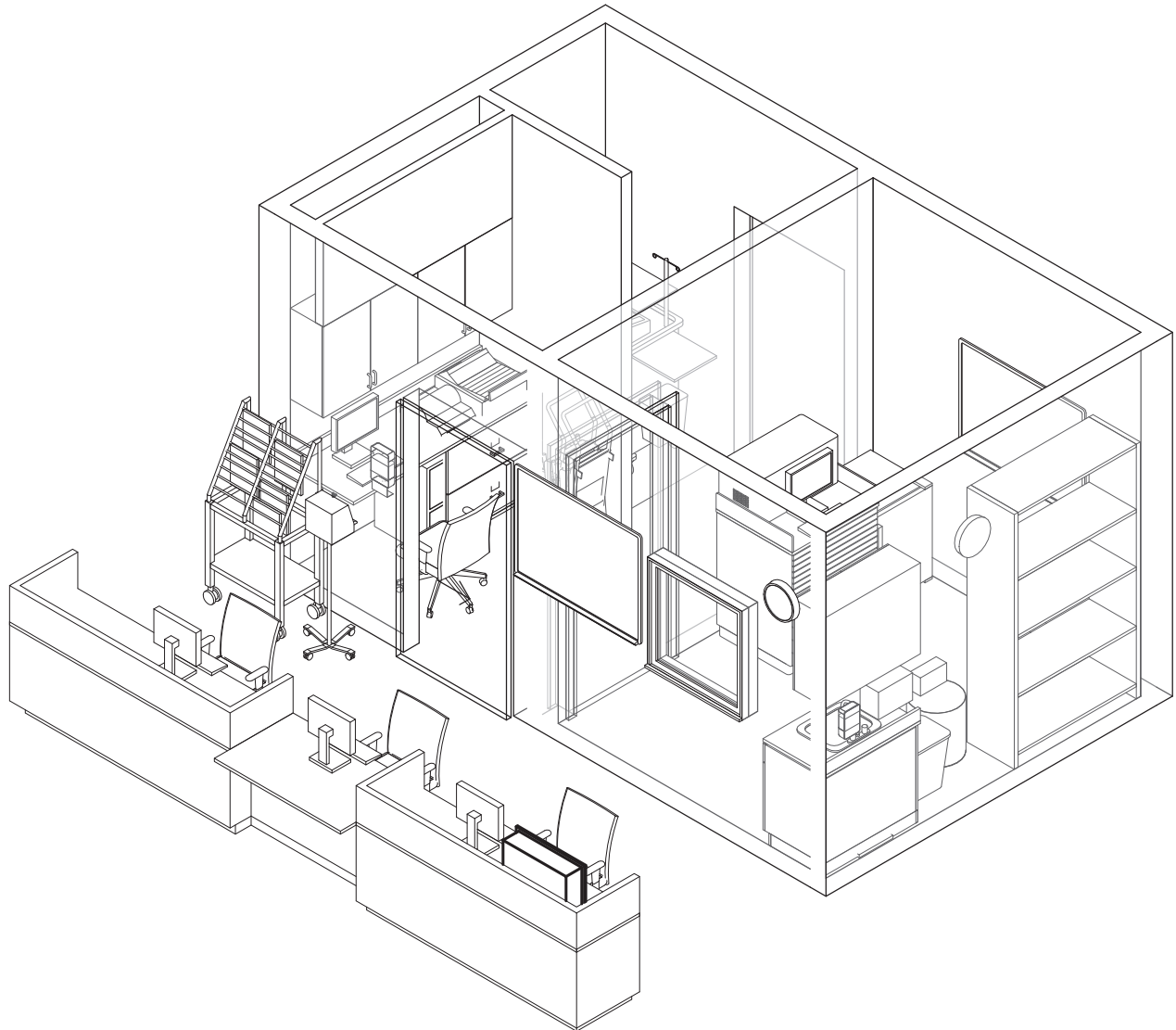
SCALE: 1/4" = 1'-0"



**Polytrauma Rehabilitation Center • PTRP  
Elevation(s)**

NOTE: Guide plates are graphical representations of selected room types, illustrating the integration of space, components, systems, and equipment. They provide typical configurations and general technical guidance, and are not intended to be project specific. Specific infrastructure design requirements are contained in VA Design Manuals and Space Planning Criteria located in the VA Technical Information Library.

# Nurse Station, Transitional Rehabilitation (NSTA6); Medication Room (MEDP1); Alcove, Crash Cart (RCA01)



## Polytrauma Rehabilitation Center • PTRP Room/Equipment Isometric

NOTE: Guide plates are graphical representations of selected room types, illustrating the integration of space, components, systems, and equipment. They provide typical configurations and general technical guidance, and are not intended to be project specific. Specific infrastructure design requirements are contained in VA Design Manuals and Space Planning Criteria located in the VA Technical Information Library.

# Nurse Station, Transitional Rehabilitation (NSTA6)

## Room Data Sheet

ARCHITECTURAL	
Ceiling	Acoustical Ceiling Tile
Ceiling Height	9'-0" to 10'-0"
Wall Finish	Gypsum Wallboard / Paint / Acoustical Tackable Wall Covering
Base	Resilient Base
Floor Finish	Solid Vinyl Floor Tile or Rubber Flooring
Door	Open
Hardware	N/A
Noise (STC Rating)	45 Slab-to-slab construction
Depression	None Special
Construction	System furniture desk, solid surface counter top, wall hung cabinets, base cabinets.

HVAC	
Dry Bulb Temp Cooling	75° F (24° C)
Dry Bulb Temp Heating:	70° F (21° C)
Minimum Outside Air:	2 Air Changes/HR
100% Exhaust Air	—
Noise Criteria	NC40
Relative Humidity/Cooling:	60%
Relative Humidity/Heating	20%
Minimum Air Changes/Hr.	6
Room Pressure	Neutral
AC Load Lights	As Required
AC Load Equipment	As Required
Number of People	3

LIGHTING	
General:	
1. 2'x4' Direct/Indirect Light fixture, Linear prismatic fully frosted acrylic lens with F32T8 lamps, 3500 °K, CRI = 70	
2. Linear fluorescent cove light in soffit	
3. Under cabinet light	
4. Lighting Level: 50fc	

\* Zone valve box and local area alarm to be located here

COMMUNICATIONS	
Patient Monitor	Yes
Nurse Call	Yes - main station
Security/Duress	
CCTV	
Telephone	Yes
Pub Address	Yes
Radio	
Data	Yes
Panic Call	
Battery Operated Clock	Yes
Intercom (Phone)	
Staff Assist	

POWER	
General	Yes
Special	
Emergency	Yes

PLUMBING AND MEDICAL GASES	
Cold Water	
Hot Water	
Laboratory Air	
Laboratory Vacuum	
Sanitary/Vent	
Medical Air	
Medical Vacuum	
Oxygen	
Nitrous Oxide	
Nitrogen	
Anesthesia Evac	

# Medication Room (MEDP1)

## Room Data Sheet

ARCHITECTURAL	
Ceiling	Acoustical Ceiling Tile
Ceiling Height	9'-0"
Wall Finish	Gypsum Wallboard / Paint
Base	Resilient Base
Floor Finish	Resilient Tile Flooring (Vinyl Composition Tile)
Door	3'-0" x 7'-0", Wood or Metal, Card Reader
Hardware	SH-3D
Noise (STC Rating)	35 Slab-to-slab construction
Depression	None Special
Construction	Solid surface counter with drop-in sink, wall hung cabinets, and base cabinets

HVAC	
Dry Bulb Temp Cooling	75° F (24° C)
Dry Bulb Temp Heating:	70° F (21° C)
Minimum Outside Air:	2 Air Changes/Hr
100% Exhaust Air	—
Noise Criteria	NC40
Relative Humidity/Cooling:	60%
Relative Humidity/Heating	20%
Minimum Air Changes/Hr.	4
Room Pressure	Positive (+)
AC Load Lights	As Required
AC Load Equipment	As Required
Number of People	1

LIGHTING	
General:	
1. 2'x4' Fluorescent Light Fixture, Acrylic, Prismatic Lens with F32T8 Lamps, 3500 °K, CRI = 70	
2. Under cabinet light	
3. Lighting Level: 50fc	

COMMUNICATIONS	
Patient Monitor	
Nurse Call	
Security/Duress	Yes
CCTV	
Telephone	Yes
Pub Address	
Radio	
Data	Yes
Panic Call	
Battery Operated Clock	Yes
Intercom (Phone)	Yes
Staff Assist	

POWER	
General	Yes
Special	
Emergency	Yes

PLUMBING AND MEDICAL GASES	
Cold Water	Yes
Hot Water	Yes
Laboratory Air	
Laboratory Vacuum	
Sanitary/Vent	Yes
Medical Air	
Medical Vacuum	
Oxygen	
Nitrous Oxide	
Nitrogen	
Anesthesia Evac	

# Nurse Station, Transitional Rehabilitation (NSTA6)

## Equipment List

JSN	NAME	QTY	AI	DESCRIPTION
A5077	Dispenser, Hand Sanitizer, Hands-Free	1	C / C	A touch free wall-mounted hand sanitizer dispenser. For use throughout a healthcare facility. Unit does not include the sanitizing liquid. Units are battery operated.
F0280	Chair, Swivel, Low Back	4	V / V	Low back contemporary swivel chair, 37" high X 25" wide X 31" deep with a five (5) caster swivel base, arms and foam padded seat and back upholstered with either woven textile fabric or vinyl.
F2000	Basket, Wastepaper, Round, Metal	2	V / V	Round wastepaper basket, approximately 18" high X 16" diameter. This metal unit is used to collect and temporarily store small quantities of paper refuse in patient rooms, administrative areas and nursing stations.
F3050	Whiteboard, Dry Erase	1	C / C	Whiteboard unit, approximately 36" H x 48" W consisting of a white porcelain enamel writing surface with an attached chalk tray. Magnetic surface available. Image can be easily removed with a standard chalkboard eraser. For use with water color pens. Unit is ready to hang.
F3200	Clock, Battery, 12" Diameter	1	V / V	Clock, 12" diameter. Round surface, easy to read numbers with sweep second hand. Wall mounted unit for use when impractical to install a fully synchronized clock system. Battery operated, (batteries not included).
M1605	Holder, Chart, 20 Each	1	V / V	Clinical chart holder cart. 20 chart capacity. 2 side-by-side tiers. May be ordered in various chart capacities. Constructed of heavy metal frames with vinyl laminated surfaces or painted panels. 3" casters with locks. Used to hold patient spring loaded charts.
M1801	Computer, Micro-processing, w/Flat Panel Monitor	4	V / V	Desk top microprocessing computer. The unit shall consist of a central processing mini tower, flat panel monitor, keyboard, mouse and speakers. The system shall have the following minimum characteristics: a 2.8 GHz Pentium processor; 512 MB memory; 80GB hard drive; 32/48x CD-ROMDVD combo; 1.44MB network interface card; video 32 MB NVIDIA; a 18 inch flat panel monitor. The computer is used throughout the facility to input, manipulate and retrieve information.
M1820	Imprinter, Data Record, Electric	1	V / V	Electric data record imprinter. The device accepts embossed plastic patient cards in either the 50 column or the 80 column format and adjusts automatically for card size and form thickness. Device will provide clear readable impressions with a cycle that is less than 1 second in length. Electro-mechanical design provides for a consistent impression that is independent of operator knowledge or technique. Unit may include a date/time stamp as an accessory.
M1840	Printer/Copier/Fax Combination	1	V / V	Multifunctional printer, fax, scanner and copier (PFC) all-in-one machine.
M4116	Monitor, Vital Signs	1	V / V	Electronic sphygmomanometer. LCD displays non-invasive blood pressure, pulse rate and temperature. Used in hospitals and clinics. Includes an optional mobile stand.
PT049	Cabinet, Wall Hung, 2 Shelf, 2 Door, 36"	2	C / C	

# Nurse Station, Transitional Rehabilitation (NSTA6)

## Equipment List

PT066	Nurse Station, Modular 4'	1	C / C	
PT067	Nurse Station, Modular 7'	2	C / C	
PT068	Evac Chair	2	V / V	
PT085	Cabinet, U/C/B Filing, Lateral 36 x 22 x 36"H	2	C / C	

# Medication Room (MEDP1)

## Equipment List

JSN	NAME	QTY	AI	DESCRIPTION
A5075	Dispenser, Soap, Disposable	1	V / V	Disposable soap dispenser. One-handed dispensing operation. Designed to accommodate disposable soap cartridge and valve.
A5080	Dispenser, Paper Towel, SS, Surface Mounted	1	C / C	A surface mounted, satin finish stainless steel, single-fold, paper towel dispenser. Dispenser features: tumbler lock; front hinged at bottom; and refill indicator slot. Minimum capacity 400 single-fold paper towels. For general purpose use throughout the facility.
A5107	Dispenser, Glove, Surgical/Examination, Wall Mntd	1	V / V	Examination glove dispenser box for wall mounting. Fabricated of either cold rolled steel with a white baked enamel finish, plastic or acrylic. Provided with wall bracket to facilitate mounting and demounting.
A5108	Waste Disposal Unit, Sharps	1	V / V	A container for collecting and transporting syringes and other sharps for decontamination and disposal. Available in 2 gallon and 8 gallon with locking rotor. Complies with OSHA regulations for handling sharps.
C04P0	Cabinet, Sink, U/C/B, 2 Door, 36x36x22	1	C / C	Standing height under counter base sink cabinet with solid hinged doors. Also referred to as a double-door sink cabinet. For general purpose use throughout the facility where a sink is to be used. Coordinate actual clear cabinet dimension with the actual outside dimension of sink that is specified to ensure that they are compatible.
CS250	Sink, SS, Single Compartment, 6x12x9 ID	1	C / C	Single compartment stainless steel sink, drop-in, self-rimming, ledge-type, connected with a drain and provided with a mixing faucet. It shall also be provided with pre-punched fixture holes on 4" center, integral back ledge to accommodate deck-mounted fixtures, brushed/polished interior and top surfaces, and sound deadened. Recommended for use in suspended or U/C/B sink cabinets having a high plastic laminate or Chemsurf laminate countertop/work surface. For general purpose use throughout the facility.
CT020	Countertop, Solid Surface	AR	C / C	A solid, nonporous countertop with a smooth seamless appearance. Easy to clean and maintain and with proper cleaning does not support the growth of mold. An acrylic-based solid surface product. Standard thickness of 1", and a 4" butt backsplash/curb. Also referred to as a work surface or work top. Available in a choice of colors and depths. Used in lab and other hospital areas requiring optimum physical and chemical resisting properties.
F2000	Basket, Wastepaper, Round, Metal	1	V / V	Round wastepaper basket, approximately 18" high X 16" diameter. This metal unit is used to collect and temporarily store small quantities of paper refuse in patient rooms, administrative areas and nursing stations.
F3200	Clock, Battery, 12" Diameter	1	V / V	Clock, 12" diameter. Round surface, easy to read numbers with sweep second hand. Wall mounted unit for use when impractical to install a fully synchronized clock system. Battery operated, (batteries not included).
F3050	Whiteboard, Dry Erase	1	V / V	Whiteboard unit, approximately 36" H x 48" W consisting of a white porcelain enamel writing surface with an attached chalk tray. Magnetic surface available. Image can be easily removed with a standard chalkboard eraser. For use with water color pens. Unit is ready to hang.



# Medication Room (MEDP1)

## Equipment List

M2055	Shelving, Storage, Wire, CRS, w/ Adjustable Shelves	1	V / V	Stationary, wire, shelving unit. Unit has fully adjustable shelves constructed of stainless steel. For use in general purpose storage areas. Shelving is provided in various sizes and configurations. Price provided is for a unit approximately 74”H x 18”D x 48”W with four shelves.
M3150	Distribution System, Medication, Auto-matic	1	V / V	An automated dispensing system that provides controlled dispensing, inventory and security. Size and cost will vary dependent on number of modules selected.
R6200	Refrigerator, U/C or F/S, 5 Cu Ft	1	V / V	Utility refrigerator approximately 35” H x 24” W x 26” D. The unit has a two tray ice cube cooling system. The refrigerator fits standard architectural dimensions for undercounter installation. The unit is perfect for use in nurses’ station, wards, and laboratories, pharmacies or wherever space is limited.
PT049	Cabinet, Wall Hung, 2 Shelf, 2 Door, 36”	1	C / C	

# Alcove, Crash Cart (RCA01)

## Equipment List

JSN	NAME	QTY	AI	DESCRIPTION
E0954	Cart, Emergency, Mobile, 66"H x 52"W x 22"D	1	V / V	THIS TYPICAL INCLUDES:  1 Cart body, style-A narrow, w/raised edge top and breakaway lock bar w/tabs  2 Accessory rails, side  1 Accessory rail, back  1 Defibrillator tray; 1 IV pole  1 Flip-up shelf  1 Wastebasket and holder  1 Oxygen
M1100	Resuscitator, Bag-Mask, Hand Operated	1	V / V	Hand operated bag-mask resuscitator. Consists of face mask, non-rebreathing valve, compression bag and tidal bag. Used for resuscitation in life saving situations.
M1110	Resuscitator, Bag-Mask, Hand Op, Infant	1	V / V	Hand operated bag-mask resuscitator. Consists of an infant face mask, non-rebreathing, pressure limiting safety valve, compression bag, tidal bag, oxygen reservoir bag and manometer connection and wall bracket. Cleaning and decontamination methods include disinfecting, pasteurization, boiling and steam autoclaving. Used for resuscitation of infants in life saving situations.
M7660	Defibrillator/Monitor/Recorder, Portable	1	V / V	Portable defibrillator-monitor-recorder. Integral unit system operable from self-contained rechargeable batteries. ECG may be viewed through paddles or patient cable. Options include external pacing and 12-Lead.
M7905	Oximeter, Pulse	1	V / V	Pulse oximeter for continuous surveillance of patient pulse and oxygen saturation rates. Instrument features LED display, audio and visual alarms, automatic calibration and battery operation in case of power failure. Other applications include sleep studies.
M8770	Aspirator/Pressure Unit, General Purpose	1	V / V	General purpose suction/pressure apparatus. Double stainless steel console unit with a 1/8 HP motor, stand-mounted. Stands include 2 1/2" casters with chemical resistant top. Pumps suction capacity: 22 LPM. Unit includes collection bottle, bacteria f

## 4.3.4 Dining Room, Resident (PRD01); Kitchen, Resident (PRK01)

**Function:**

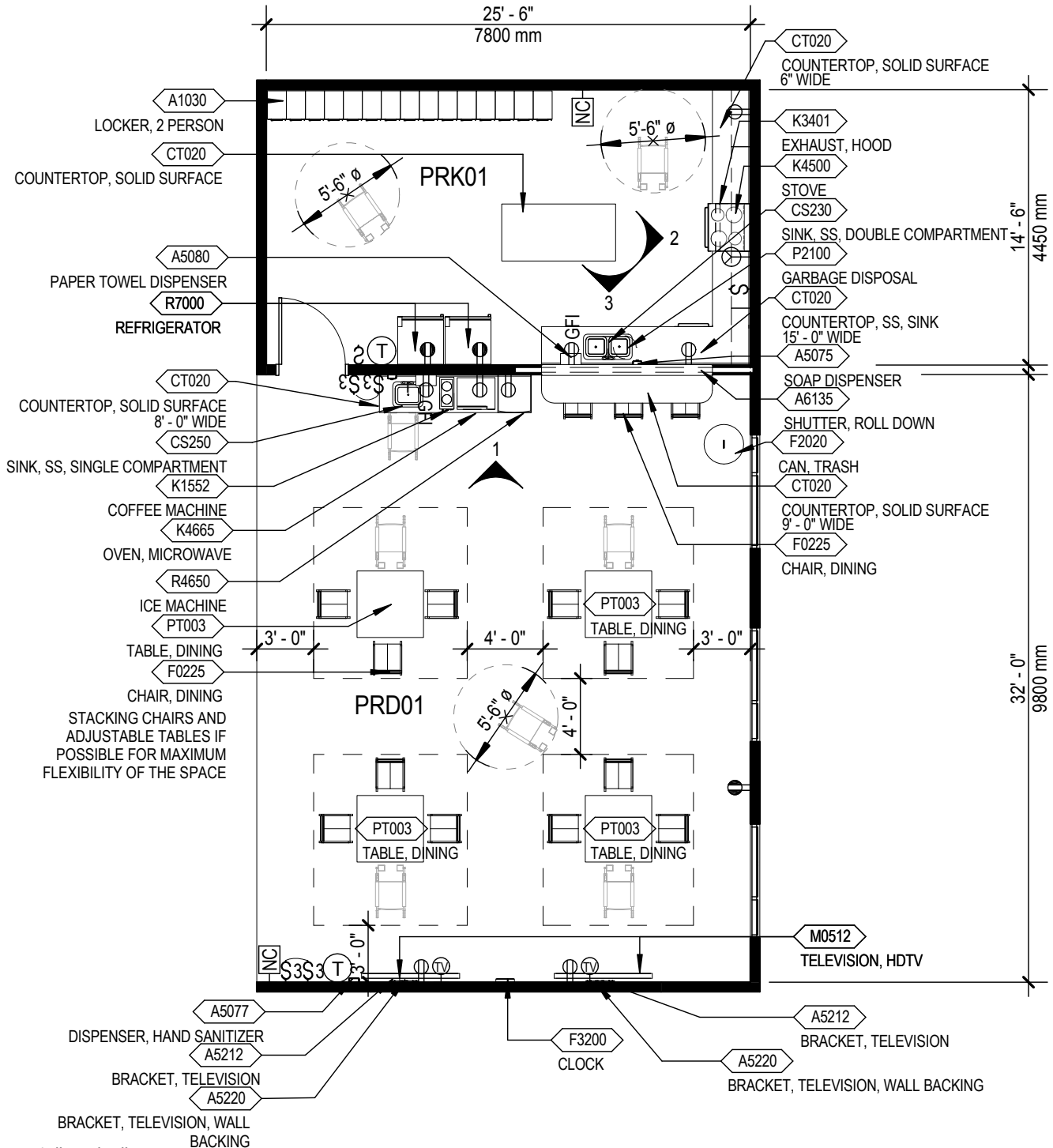
The dining room is used by PRC Transitional Rehabilitation Patients for on-unit dining on a daily basis. The dining room may be used for other purposes such as recreation therapy during non-dining hours. The kitchen is used both as a training and evaluation area for group sessions on preparing meals as well as a traditional kitchen for independent meal preparation and cleaning. This area also acts as a nourishment station (24/7) if it is in view of the nurse station. The dining area should create a sense of intimacy and provide for a reprieve from the uniform illumination required in other clinical areas.

**Lighting Considerations:**

1. Provide ceiling and wall lighting treatments. – This helps enhance the depth of brightness within the visual field.

See drawings on the next page(s).

# Dining Room, Resident (PRD01); Kitchen, Resident (PRK01)



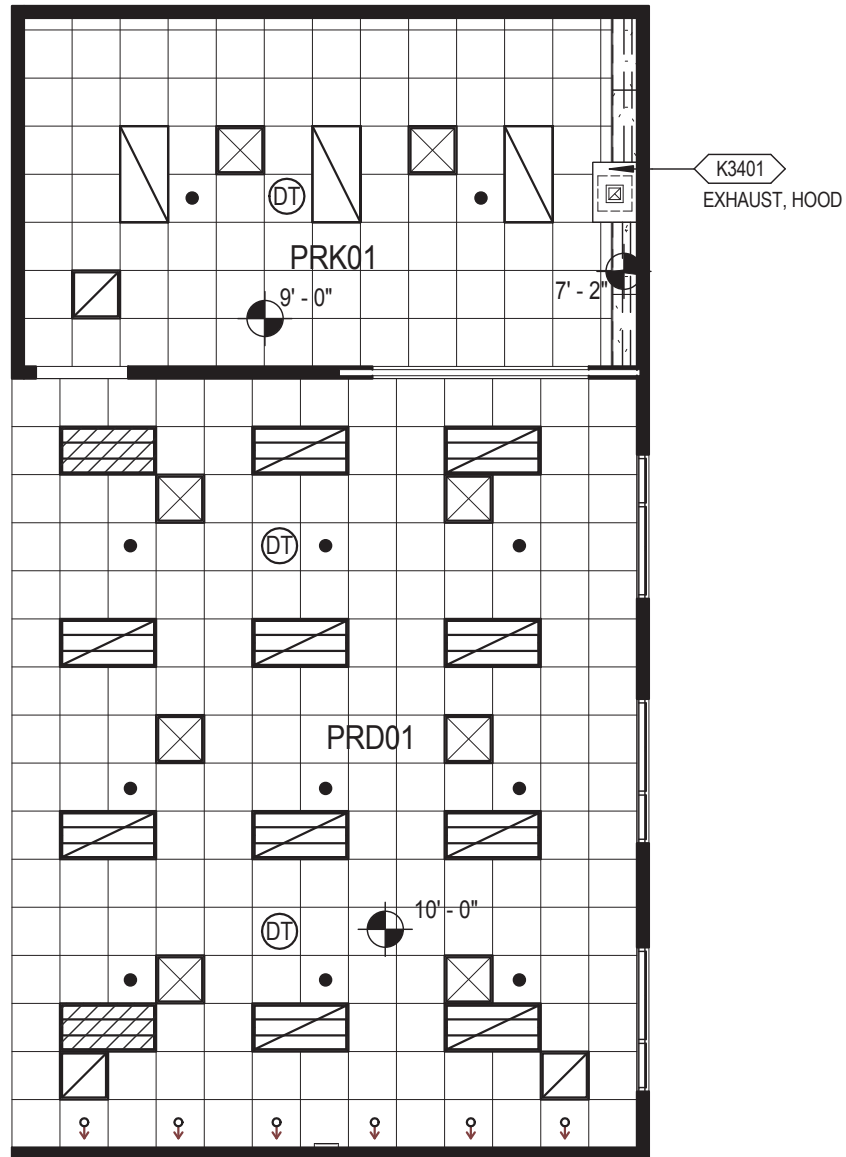
SCALE: 1/8" = 1' - 0"



**Polytrauma Rehabilitation Center • PTRP**  
**Floor/Equipment Plan (800 NSF/74.4 NSM; 360 NSF/33.5 NSM)**

NOTE: Guide plates are graphical representations of selected room types, illustrating the integration of space, components, systems, and equipment. They provide typical configurations and general technical guidance, and are not intended to be project specific. Specific infrastructure design requirements are contained in VA Design Manuals and Space Planning Criteria located in the VA Technical Information Library.

# Dining Room, Resident (PRD01); Kitchen, Resident (PRK01)



SCALE: 1/8" = 1'-0"

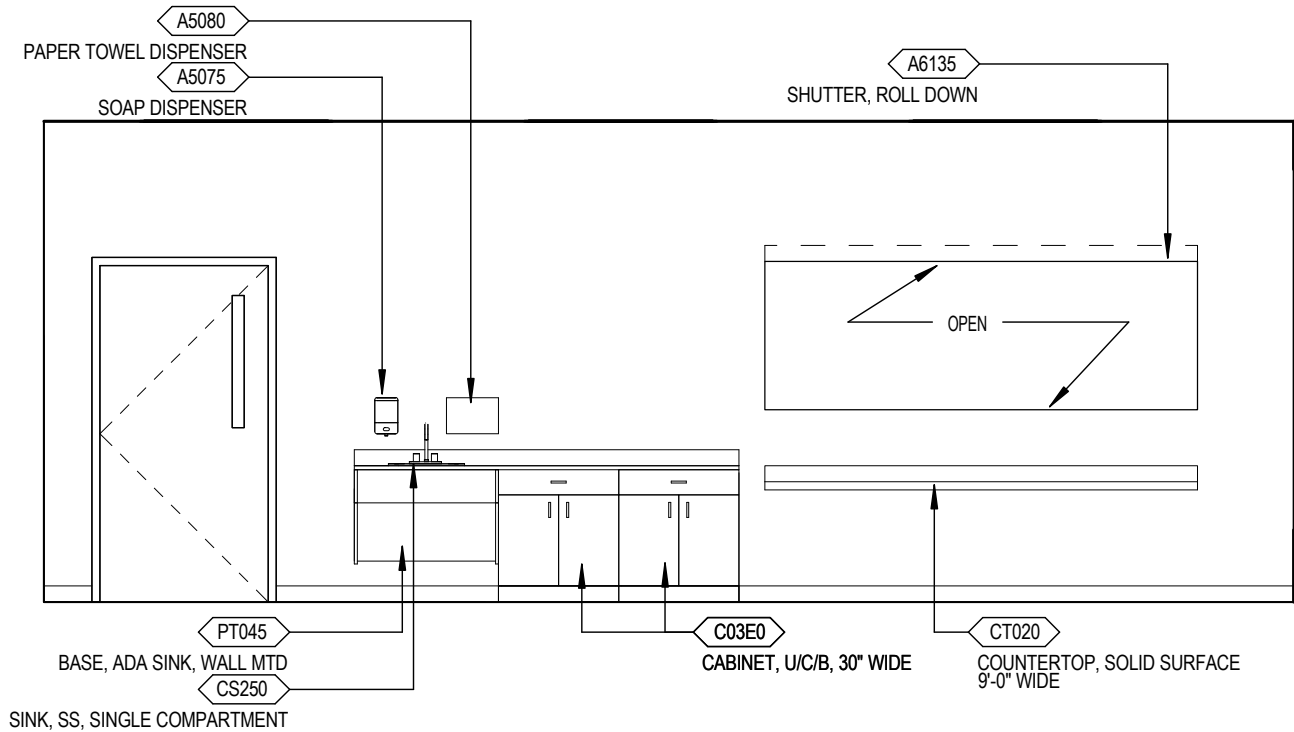


**Polytrauma Rehabilitation Center • PTRP  
Reflected Ceiling Plan**

NOTE: Guide plates are graphical representations of selected room types, illustrating the integration of space, components, systems, and equipment. They provide typical configurations and general technical guidance, and are not intended to be project specific. Specific infrastructure design requirements are contained in VA Design Manuals and Space Planning Criteria located in the VA Technical Information Library.



# Dining Room, Resident (PRD01)



**Elevation 1**

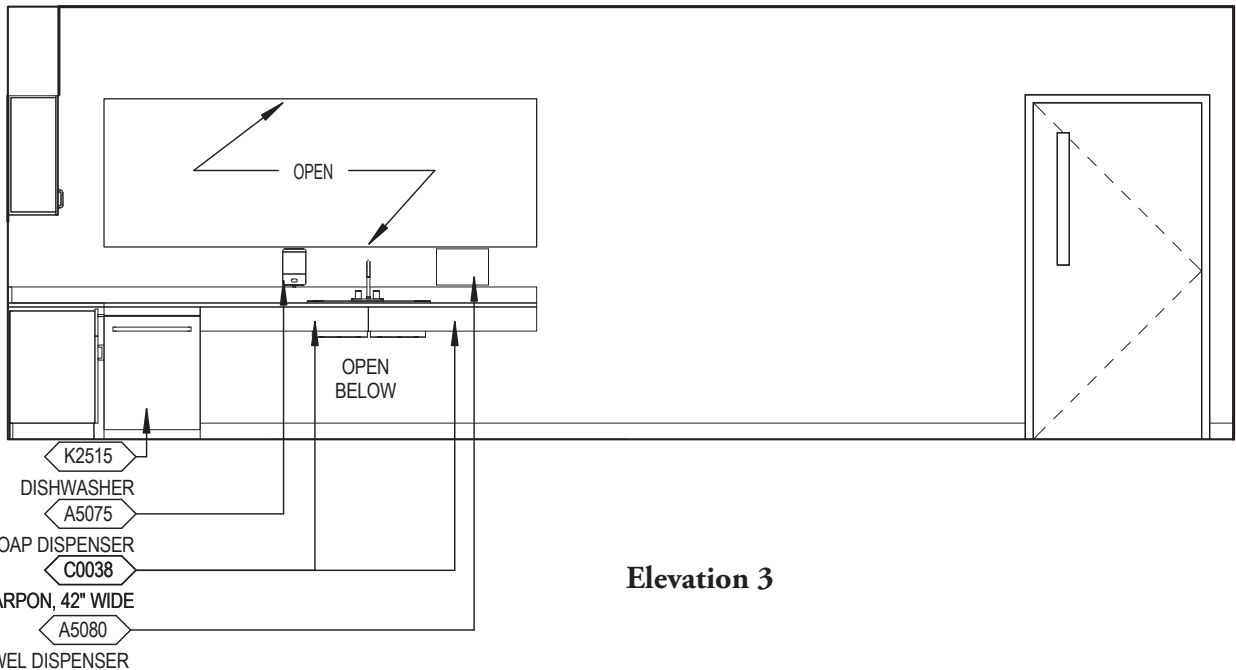
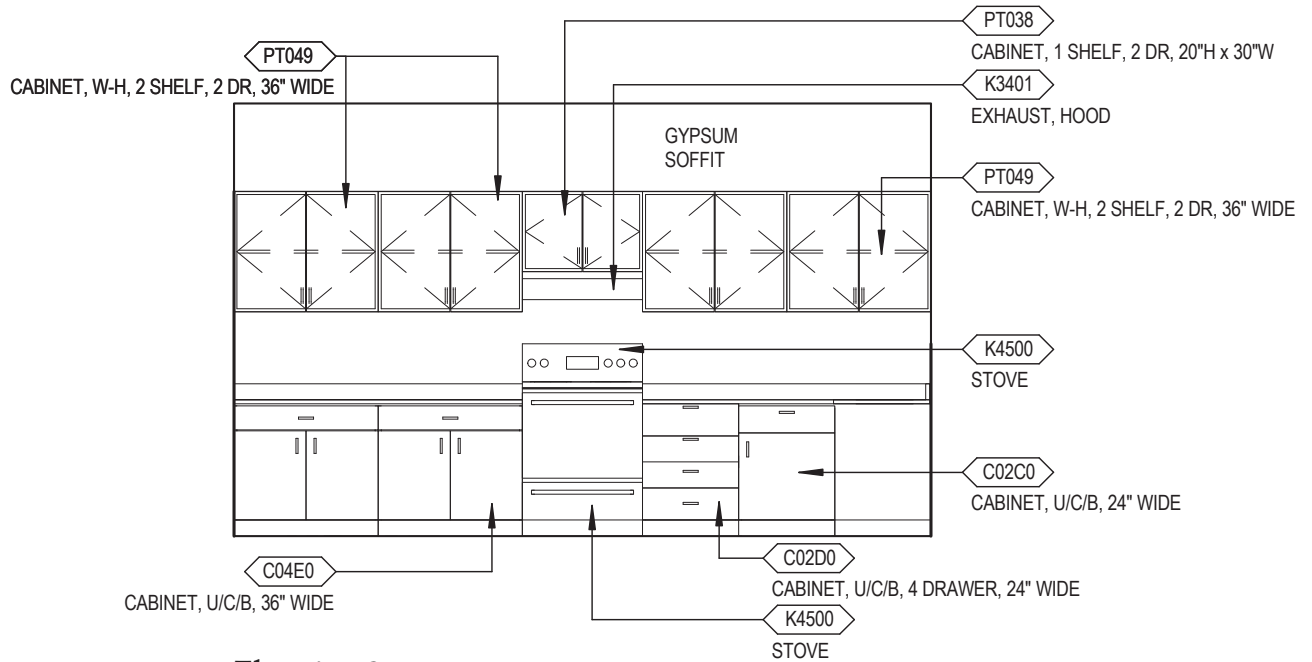
SCALE: 1/4" = 1'-0"



**Polytrauma Rehabilitation Center • PTRP**  
**Elevation(s)**

NOTE: Guide plates are graphical representations of selected room types, illustrating the integration of space, components, systems, and equipment. They provide typical configurations and general technical guidance, and are not intended to be project specific. Specific infrastructure design requirements are contained in VA Design Manuals and Space Planning Criteria located in the VA Technical Information Library.

# Kitchen, Resident (PRK01)



SCALE: 1/4" = 1'-0"

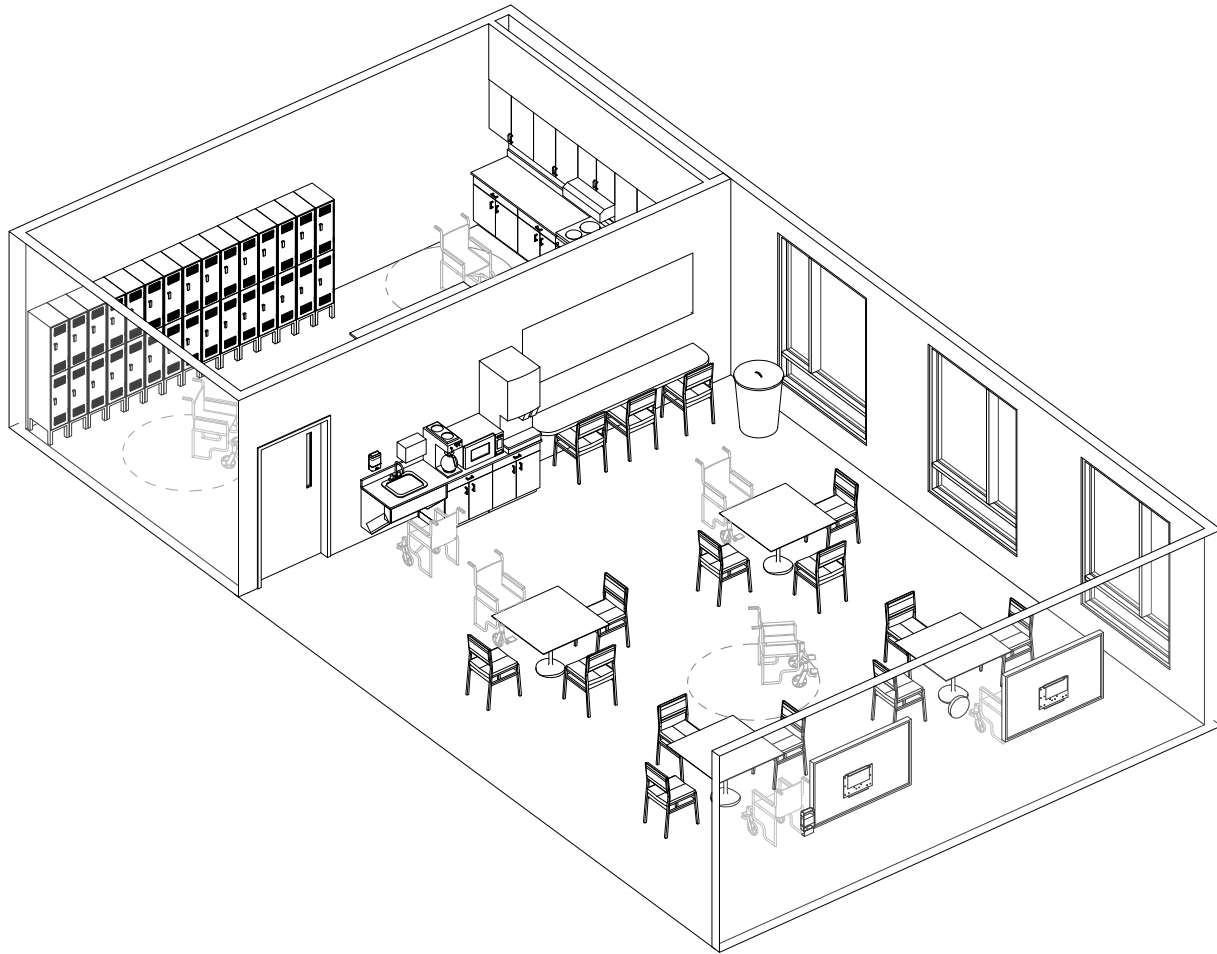


**Polytrauma Rehabilitation Center • PTRP  
Elevation(s)**

NOTE: Guide plates are graphical representations of selected room types, illustrating the integration of space, components, systems, and equipment. They provide typical configurations and general technical guidance, and are not intended to be project specific. Specific infrastructure design requirements are contained in VA Design Manuals and Space Planning Criteria located in the VA Technical Information Library.

---

## Dining Room, Resident (PRD01); Kitchen, Resident (PRK01)



---

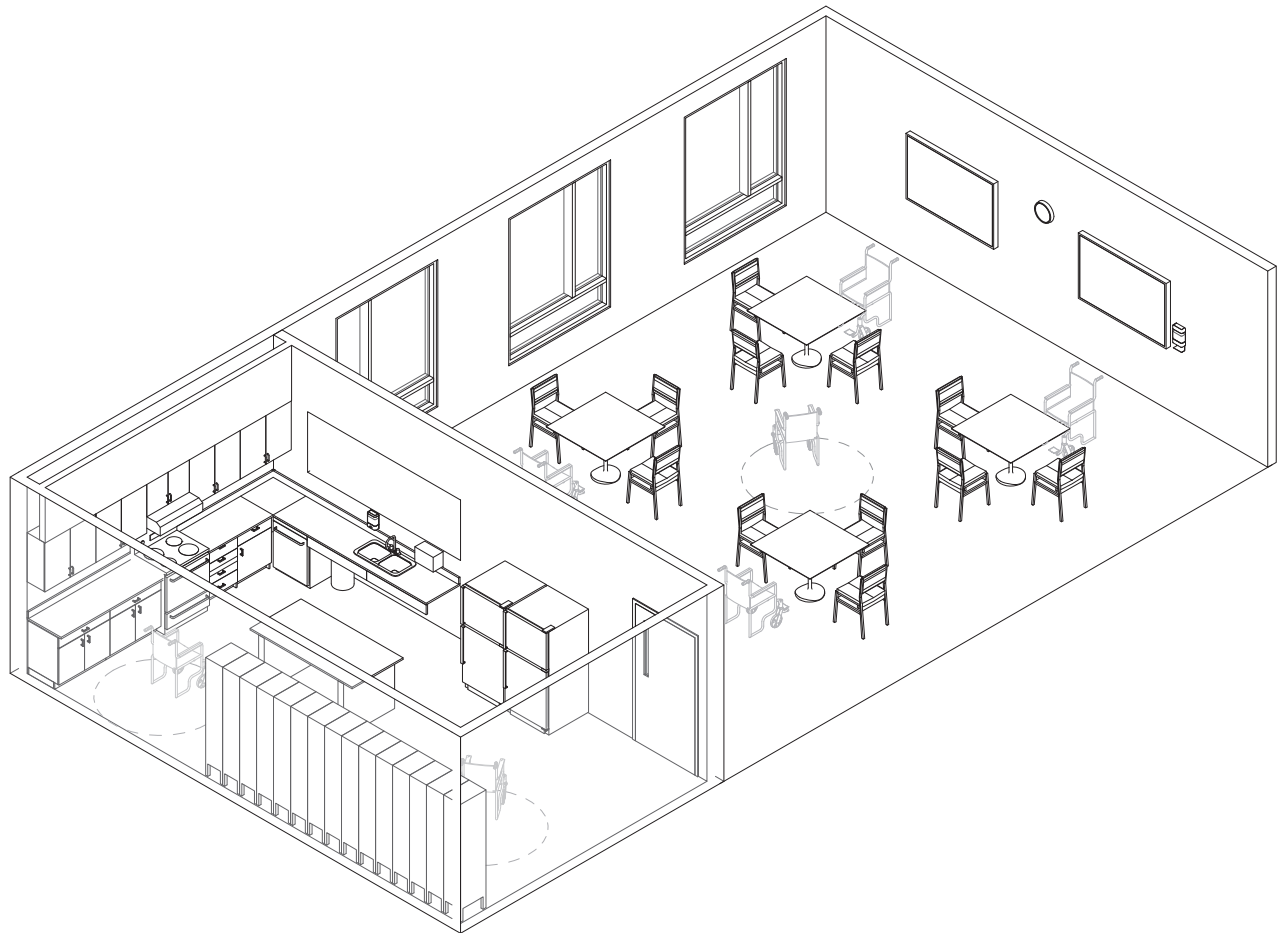
### Polytrauma Rehabilitation Center • PTRP Room/Equipment Isometric

NOTE: Guide plates are graphical representations of selected room types, illustrating the integration of space, components, systems, and equipment. They provide typical configurations and general technical guidance, and are not intended to be project specific. Specific infrastructure design requirements are contained in VA Design Manuals and Space Planning Criteria located in the VA Technical Information Library.

---



# Dining Room, Resident (PRD01); Kitchen, Resident (PRK01)



## Polytrauma Rehabilitation Center • PTRP Room/Equipment Isometric

NOTE: Guide plates are graphical representations of selected room types, illustrating the integration of space, components, systems, and equipment. They provide typical configurations and general technical guidance, and are not intended to be project specific. Specific infrastructure design requirements are contained in VA Design Manuals and Space Planning Criteria located in the VA Technical Information Library.

# Dining Room, Resident (PRD01)

## Room Data Sheet

ARCHITECTURAL	
Ceiling	Acoustical Ceiling Tile / Gypsum Wallboard
Ceiling Height	9'-0" to 10'-0"
Wall Finish	Mold Resistant Gypsum Wallboard /Paint / Wall Covering
Base	Resilient Base
Floor Finish	Solid Vinyl Floor Tile
Door	Open
Hardware	N/A
Noise (STC Rating)	45 Slab-to-slab construction
Depression	Solid surface counter with drop-in sink, base cabinets

COMMUNICATIONS	
Patient Monitor	
Nurse Call	Yes
Security/Duress	
CCTV	
Telephone	Yes
Pub Address	
Radio	
Data	Yes
Panic Call	
Battery Operated Clock	Yes
Intercom (Phone)	
Staff Assist	Yes

HVAC	
Dry Bulb Temp Cooling	75° F (24° C)
Dry Bulb Temp Heating:	70° F (21° C)
Minimum Outside Air:	2 Air Changes/Hr
100% Exhaust Air	—
Noise Criteria	NC40
Steam	
Relative Humidity/Cooling:	60%
Relative Humidity/Heating	20%
Minimum Air Changes/Hr.	6
Room Pressure	Negative (-)
AC Load Lights	As Required
AC Load Equipment	As Required
Number of People	18

POWER	
General	Yes
Special	
Emergency	Yes

LIGHTING	
General:	
1. 2'x4' Direct/Indirect Light fixture, Linear prismatic fully frosted acrylic lens with F32T8 lamps, 3500 °K, CRI = 70	
2. Provides ballasts per fixture for desired switching configuration	
3. Under cabinet light	
4. Lighting level: 50fc	

PLUMBING AND MEDICAL GASES	
Cold Water	Yes
Hot Water	Yes
Laboratory Air	
Laboratory Vacuum	
Sanitary/Vent	Yes
Medical Air	
Medical Vacuum	
Oxygen	
Nitrous Oxide	
Nitrogen	
Anesthesia Evac	

# Kitchen, Resident (PRK01)

## Room Data Sheet

ARCHITECTURAL	
Ceiling	Acoustical Ceiling Tile
Ceiling Height	9'-0" to 10'-0"
Wall Finish	Gypsum Wallboard / Paint
Base	Resilient Base
Floor Finish	Solid Vinyl Floor Tile
Door	3'-6" x 7'-0", Wood or Metal
Hardware	4J
Noise (STC Rating)	45 Slab-to-slab construction
Depression	None Special
Construction	Solid surface counter with drop-in sink, wall hung cabinets, and base cabinets

HVAC	
Dry Bulb Temp Cooling	75° F (24° C)
Dry Bulb Temp Heating:	70° F (21° C)
Minimum Outside Air:	2 Air Changes/Hr
100% Exhaust Air	Stove Exhaust
Noise Criteria	NC40
Relative Humidity/Cooling:	60%
Relative Humidity/Heating	N/A
Minimum Air Changes/Hr.	6
Room Pressure	Negative (-)
AC Load Lights	As Required
AC Load Equipment	As Required
Number of People	4

LIGHTING	
General:	
1. 2'x4' Fluorescent Light Fixture, Acrylic, Prismatic Lens with F32T8 Lamps, 3500 °K, CRI = 70	
2. Provides ballasts per fixture for desired switching configuration	
3. Under cabinet light	
4. Lighting level: 50fc	

COMMUNICATIONS	
Patient Monitor	
Nurse Call	Yes
Security/Duress	
CCTV	
Telephone	Yes
Pub Address	
Radio	
Data	Yes
Panic Call	
Battery Operated Clock	
Intercom (Phone)	
Staff Assist	Yes

POWER	
General	Yes
Special	Yes
Emergency	Yes

PLUMBING AND MEDICAL GASES	
Cold Water	Yes
Hot Water	Yes
Laboratory Air	
Laboratory Vacuum	
Sanitary/Vent	Yes
Medical Air	
Medical Vacuum	
Oxygen	
Nitrogen Oxide	
Nitrogen	
Anesthesia Evac	

# Dining Room, Resident (PRD01)

## Equipment List

JSN	NAME	QTY	AI	DESCRIPTION
A5075	Dispenser, Soap, Disposable	1	V / V	Disposable soap dispenser. One-handed dispensing operation. Designed to accommodate disposable soap cartridge and valve.
A5077	Dispenser, Hand Sanitizer, Hands-Free	1	C / C	A touch free wall-mounted hand sanitizer dispenser. For use throughout a healthcare facility. Unit does not include the sanitizing liquid. Units are battery operated.
A5080	Dispenser, Paper Towel, SS, Surface Mounted	1	C / C	A surface mounted, satin finish stainless steel, single-fold, paper towel dispenser. Dispenser features: tumbler lock; front hinged at bottom; and refill indicator slot. Minimum capacity 400 single-fold paper towels. For general purpose use throughout the facility.
A5212	Bracket, Television, Wall-Mounted, Tilt/Angle	2	C / C	A wall mounted, tilt/angled TV bracket for 37" to 80" TVs. Mount will be a universal and VESA compliant unit with a load capacity of up to 130 lbs.
A5220	Bracket, Television, Wall Backing	2	C / C	Wall mounted television bracket backing which provides additional support and strength for the installation of the television bracket. Option available for interior or exterior plate and sized for 12" 16" or 24" stud spacing.
CS250	Sink, SS, Single Compartment, 6x12x9 ID	1	C / C	Single compartment stainless steel sink, drop-in, self-rimming, ledge-type, connected with a drain and provided with a mixing faucet. It shall also be provided with pre-punched fixture holes on 4" center, integral back ledge to accommodate deck-mounted fixtures, brushed/polished interior and top surfaces, and sound deadened. Recommended for use in suspended or U/C/B sink cabinets having a high plastic laminate or Chemsurf laminate countertop/work surface. For general purpose use throughout the facility.
CT020	Countertop, Solid Surface	AR	C / C	A solid, nonporous countertop with a smooth seamless appearance. Easy to clean and maintain and with proper cleaning does not support the growth of mold. An acrylic-based solid surface product. Standard thickness of 1", and a 4" butt backsplash/curb. Also referred to as a work surface or work top. Available in a choice of colors and depths. Used in lab and other hospital areas requiring optimum physical and chemical resisting properties.
C03E0	Cabinet, U/C/B, 1 Shelf, 1 Drawer, 2 DO, 36x30x22	2	C / C	Standing height under counter base cabinet with an adjustable shelf and a full width drawer above solid hinged doors. Also referred to as a combination cabinet or a drawer and cupboard cabinet. For general purpose use throughout the facility.
F0225	Chair, Dining Room	AR	V / V	Dining room chair with glides. Chair has straight legs with cushioned cloth or vinyl seat.
F2020	Can, Trash, 44 Gallon	1	V / V	Forty four (44) gallon trash can, 32" high X 24" diameter, with lid. Used to collect and transport refuse from a point of origin to point of disposal (example: from soiled utility or a nursing unit to the trash compactor at housekeeping).

# Dining Room, Resident (PRD01)

## Equipment List

F3200	Clock, Battery, 12" Diameter	1	V / V	Clock, 12" diameter. Round surface, easy to read numbers with sweep second hand. Wall mounted unit for use when impractical to install a fully synchronized clock system. Battery operated, (batteries not included).
K1552	Brewer, Coffee, Auto, Elect, 3 Burner, Front/Back	1	V / V	Space saving front to back automatic coffee maker. This unit includes a heating tank, connection for a cold water supply, decanter service with three burners, funnel and a water flow controller. The unit is used for semi-automatic coffee brewing in cafeterias and commercial institutions. The unit automatically shuts off the water flow when enough has passed through to fill the pot. The unit is normally provided plumbed with a hot water faucet to the side for making other hot drinks (tea, cider, cocoa, etc.). The database height dimension does not include the clearance for coffee decanters warming on the upper burners.
K4665	Oven, Microwave, Consumer	1	V / V	Counter mounted microwave oven for average duty use. The exterior cabinet can be metal or heavy duty impact resistant plastic. The oven delivers instant energy for rapid heating, defrosting or prime cooking. The oven has touch pad controls, digital timer, power level selector and preprogrammed selectors for commonly cooked items. This oven is commonly found in staff lounges.
M0512	Television, HDTV, Large Screen, 60"	2	V / V	A high definition (HDTV) multimedia, slim design, 60"W to 65"W color television. The TV will have a 16.9 wide screen aspect ratio with full HD 1080p resolution and HDMI connections. TV may be LED, Plasma or LCD. TV will include a stand.
PT003	Table, Dining, Adjustable Height	AR	V / V	
PT045	Base, ADA Sink	1	C / C	
R4650	Ice Maker, Flaked, With Dispenser	1	C / C	Ice maker dispenser approximately 71" H x 19"D x 24"W. This unit provides flaked ice and cooled water automatically. The unit has a daily capacity up to 650 pounds and a 100 pound capacity stainless steel storage compartment with water station. It is a freestanding, automatic load ice dispenser for food service and healthcare use. The unit is used in healthcare institutions and various commercial food service operations for dispensing ice.

# Kitchen, Resident (PRK01)

## Equipment List

JSN	NAME	QTY	AI	DESCRIPTION
A1030	Locker, 2 Person, Over/Under	15	V / V	Two person locker, double tier, 72Hx12Wx18D. This unit includes hooks for coats and hats. Door equipped with safety guard handles. Designed for storage of coats, hats, and other personal belongings. Other width and depths are available.
A5075	Dispenser, Soap, Disposable	1	V / V	Disposable soap dispenser. One-handed dispensing operation. Designed to accommodate disposable soap cartridge and valve.
A5080	Dispenser, Paper Towel, SS, Surface Mounted	1	C / C	A surface mounted, satin finish stainless steel, single-fold, paper towel dispenser. Dispenser features: tumbler lock; front hinged at bottom; and refill indicator slot. Minimum capacity 400 single-fold paper towels. For general purpose use throughout the facility.
A6135	Shutter, Roll, CRS, With Hood	1	C / C	Coiling counter shutters require very little headroom and side room and can be easily concealed in the surrounding structure. These units are used for small openings or openings above counter tops. They are designed primarily for security and are available in aluminum, stainless steel or painted galvanized steel. Counter shutters can be operated manually (push-up), hand cranked or motorized. Nominal size used for pricing, 48" high x 120" wide.
C0038	Rail, Apron, 4x42x1	2	C / C	Apron rail. Also referred to as an apron front, apron panel, or knee space rail. Used to close in front knee space area and/or provide work surface support between two base cabinets or a base cabinet and wall. Apron rails should be ordered in pairs to provide both front and rear work surface support.
C02C0	Cabinet, U/C/B, 1 Shelf, 1 Drawer, 1 DO, 36x24x22	1	C / C	Standing height under counter base cabinet with an adjustable shelf and a full width drawer above a solid right or left-hinged door (appropriate door hinge configuration to be indicated on equipment elevation drawings). Also referred to as a combination cabinet or a drawer and cupboard cabinet. For general purpose use throughout the facility.
C02D0	Cabinet, U/C/B, 4 Drawer, 36x24x22	1	C / C	Standing height under counter base cabinet with four full width drawers of equal height. Also referred to as a drawer cabinet. For general purpose use throughout the facility.
C04E0	Cabinet, U/C/B, 1 Shelf, 1 Drawer, 2 DO, 36x36x22	2	C / C	Standing height under counter base cabinet with an adjustable shelf and a full width drawer above solid hinged doors. Also referred to as a combination cabinet or a drawer and cupboard cabinet. For general purpose use throughout the facility.
CS230	Sink, SS, Double Compartment, 10x14x16 ID	1	C / C	Double compartment stainless steel sink, drop-in, self-rimming, ledge-type, connected with a drain and provided with a mixing faucet. It shall also be provided with pre-punched fixture holes on 4" center, integral back ledge to accommodate deck-mounted fixtures, brushed/polished interior and top surfaces, and sound deadened. Recommended for use in suspended or U/C/B sink cabinets having a high plastic laminate or Chemsurf laminate countertop/work surface. Coordinate actual outside sink dimensions with the actual clear dimension of cabinet specified to ensure that they are compatible. For general purpose use throughout the facility.

# Kitchen, Resident (PRK01)

## Equipment List

CT020	Countertop, Solid Surface	AR	C / C	A solid, nonporous countertop with a smooth seamless appearance. Easy to clean and maintain and with proper cleaning does not support the growth of mold. An acrylic-based solid surface product. Standard thickness of 1", and a 4" butt backsplash/curb. Also referred to as a work surface or work top. Available in a choice of colors and depths. Used in lab and other hospital areas requiring optimum physical and chemical resisting properties.
K2515	Dishwasher, Household	1	C / C	Household dishwasher. The unit features several wash cycles for different types of tableware, electronic or push button controls, a sound insulation package, an integral filter and disposal unit and adjustable racks. This unit is used for light work in a laboratory or patient rehabilitation in daily living area of occupational therapy.
K3401	Hood, Exhaust, Non-Commercial	1	C / C	The exhaust hood shall be designed for installation and general use over an electric range. It shall have as a minimum; an exhaust capacity of 160 CFM, two fan speeds, a work light and removable grease filters.
K4500	Stove, Household, 4 Burner, w/Oven, Electric	1	C / C	Electric household range with four burner stove and oven. Gas models are available. This unit is used in rehabilitation settings to teach daily living skills to patients.
P2100	Disposal, Garbage, 2 HP Motor	1	C / C	Garbage disposal. A two (2) horsepower versatile waste disposal unit suitable for facilities where 500 to 1000 meals are prepared and served daily. Requires eight (8) gallons per minute water flow rate, and outlet flange tapped for a two (2) inch pipe. Unit will have a manual reversing switch and shall comply with MIL SPEC No. MIL-G-15840. Multiple electrical configurations are available.
PT038	Cabinet, W-H, 1 Shelf, 2 DO, 20"x30"	1	C / C	
PT049	Cabinet, Wall Hung, 2 Shelf, 2 Door, 36"	4	C / C	
R7000	Refrigerator, 14 Cubic Feet	2	V / V	This is a 14 Cubic Foot frostless top mount refrigerator/freezer approximately 64" H x 28" W x 29" D. Combination unit that is used in households or other areas where general purpose storage of perishable items is required.

---

This page has been left blank intentionally.



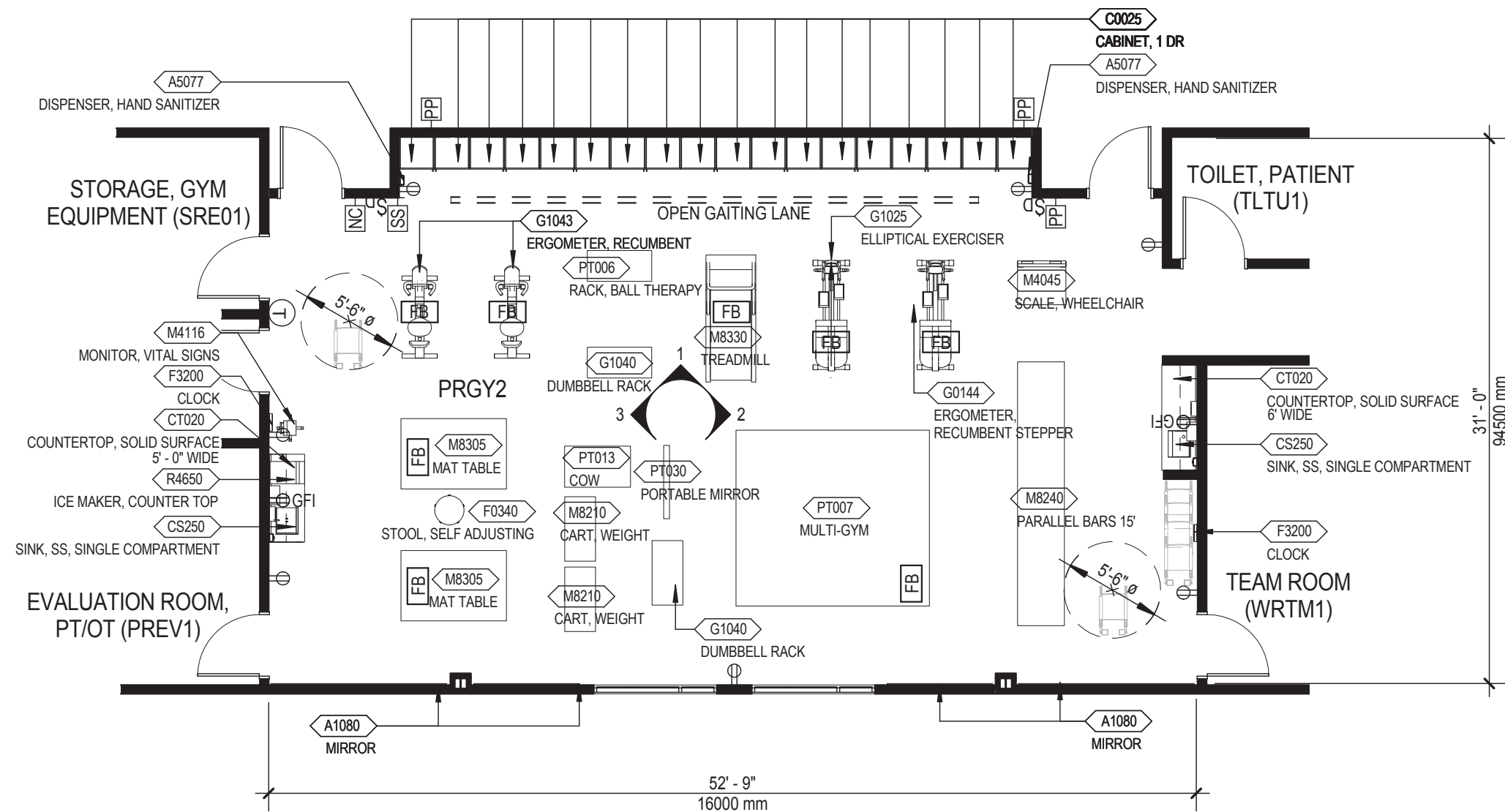
### 4.3.5 Gym, Rehabilitation Therapy (PRGY2)

**Function:**

The Rehabilitation Gym is intended to accommodate physical, psychosocial and vocational evaluation and therapy. The gym must be flexible enough to adapt to future equipment needs and provide enough variety of therapy spaces for each resident to carry out their treatment plan. Private evaluation spaces are necessary for residents that continue to struggle with over stimulation.

**Lighting Considerations:**

1. Provide uniform vertical illumination. – This allows the space to remain flexible shifting program.
2. Provide ceiling brightness from an indirect lighting component. – This helps reduce the contrast between light fixtures and ceiling creating a more comfortable environment when laying on your back.
3. Provide vertical brightness and accent on perimeter walls. – This helps to create energy and interest within the space and keeps it from becoming too monotone and uniform. It can also be achieved via mirrored walls or windows.



SCALE: 1/8" = 1'-0"



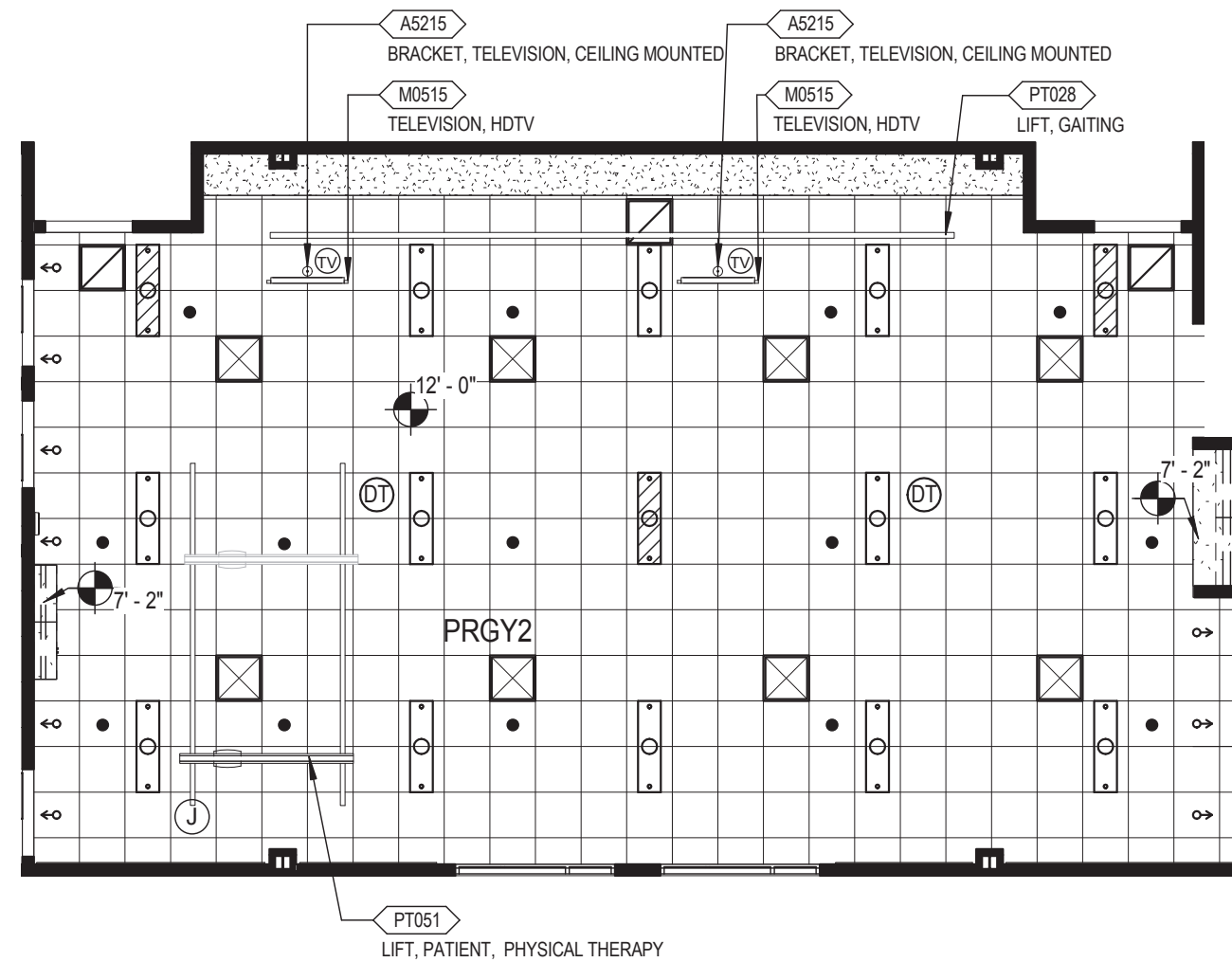
**Polytrauma Rehabilitation Center • PTRP  
Floor/Equipment Plan (1,500 NSF/139.5 NSM)**

NOTE: Guide plates are graphical representations of selected room types, illustrating the integration of space, components, systems, and equipment. They provide typical configurations and general technical guidance, and are not intended to be project specific. Specific infrastructure design requirements are contained in VA Design Manuals and Space Planning Criteria located in the VA Technical Information Library.

---

This page has been left blank intentionally.

# Gym, Rehabilitation Therapy (PRGY2)



SCALE: 1/8" = 1'-0"



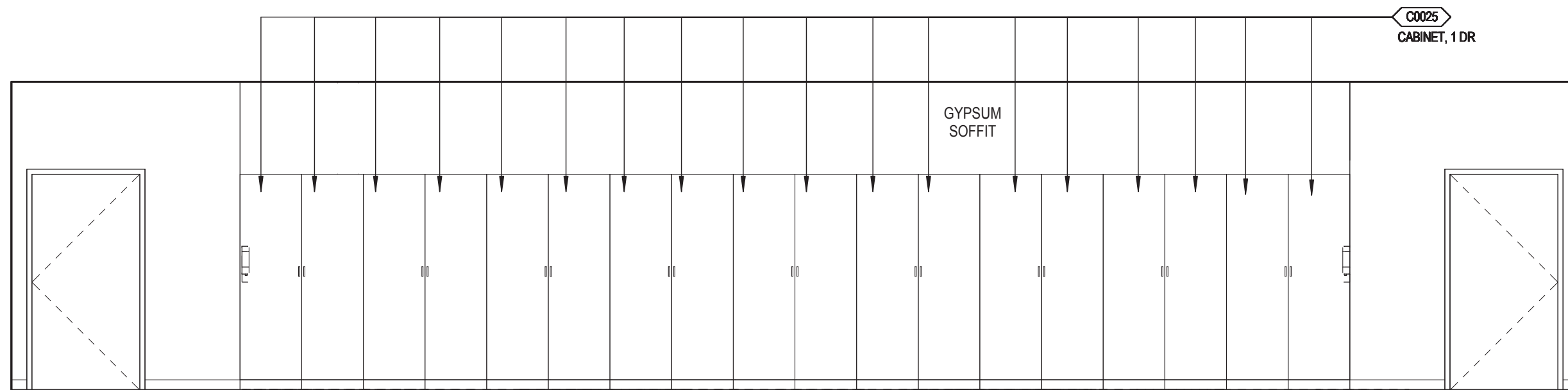
**Polytrauma Rehabilitation Center • PTRP  
Reflected Ceiling Plan**

NOTE: Guide plates are graphical representations of selected room types, illustrating the integration of space, components, systems, and equipment. They provide typical configurations and general technical guidance, and are not intended to be project specific. Specific infrastructure design requirements are contained in VA Design Manuals and Space Planning Criteria located in the VA Technical Information Library.

---

This page has been left blank intentionally.

# Gym, Rehabilitation Therapy (PRGY2)



**Elevation 1**

SCALE: 1/4" = 1'-0"



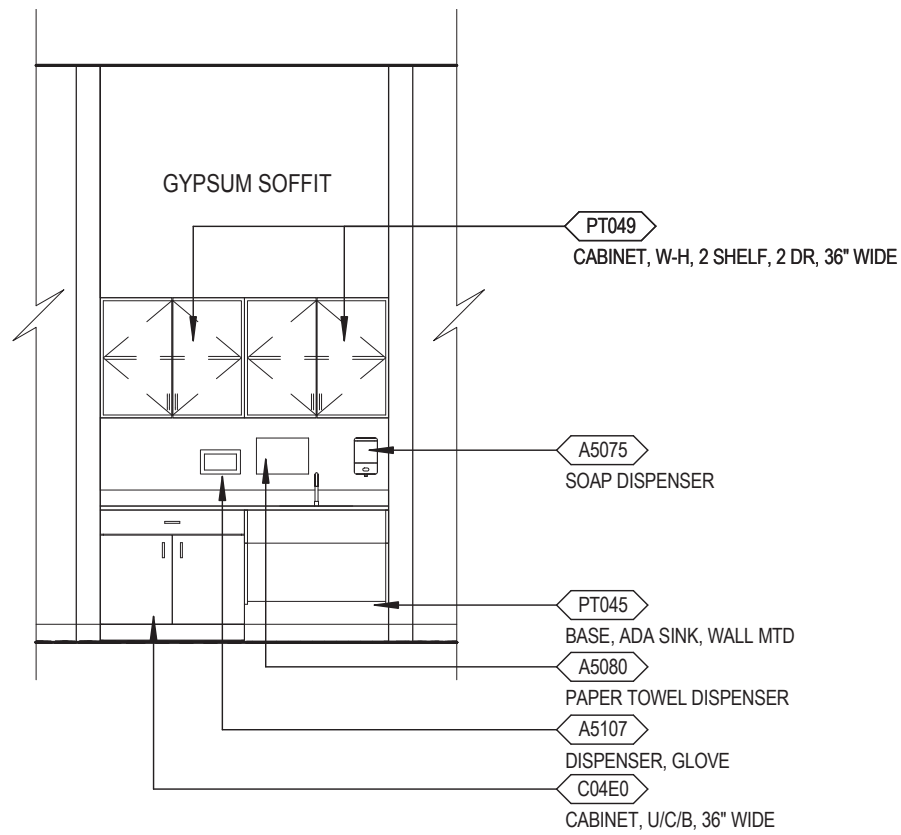
**Polytrauma Rehabilitation Center • PTRP  
Elevation**

NOTE: Guide plates are graphical representations of selected room types, illustrating the integration of space, components, systems, and equipment. They provide typical configurations and general technical guidance, and are not intended to be project specific. Specific infrastructure design requirements are contained in VA Design Manuals and Space Planning Criteria located in the VA Technical Information Library.

---

This page has been left blank intentionally.

# Gym, Rehabilitation Therapy (PRGY2)



**Elevation 2**

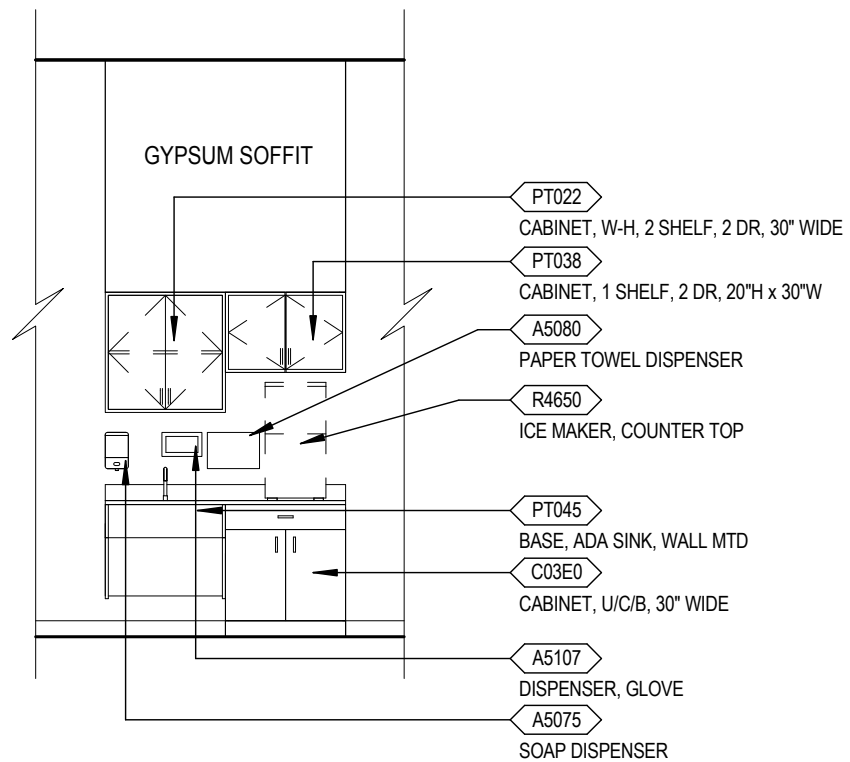
SCALE: 1/4" = 1'-0"



**Polytrauma Rehabilitation Center • PTRP  
Elevation(s)**

NOTE: Guide plates are graphical representations of selected room types, illustrating the integration of space, components, systems, and equipment. They provide typical configurations and general technical guidance, and are not intended to be project specific. Specific infrastructure design requirements are contained in VA Design Manuals and Space Planning Criteria located in the VA Technical Information Library.

# Gym, Rehabilitation Therapy (PRGY2)



**Elevation 3**

SCALE: 1/4" = 1'-0"



**Polytrauma Rehabilitation Center • PTRP  
Elevation(s)**

NOTE: Guide plates are graphical representations of selected room types, illustrating the integration of space, components, systems, and equipment. They provide typical configurations and general technical guidance, and are not intended to be project specific. Specific infrastructure design requirements are contained in VA Design Manuals and Space Planning Criteria located in the VA Technical Information Library.



# Gym, Rehabilitation Therapy (PRGY2)

## Room Data Sheet

ARCHITECTURAL	
Ceiling	Acoustical Ceiling Tile
Ceiling Height	12'-0"
Wall Finish	Gypsum Wallboard / Paint
Base	Resilient Base
Floor Finish	Resilient Athletic Flooring
Door	3'-6" x 7'-0", Wood or Metal, Push Plates
Hardware	4E
Noise (STC Rating)	45 Slab-to-slab construction
Depression	None Special
Construction	Solid surface counter with drop-in sinks, wall hung cabinets, and base cabinets. Overhead patient lift systems.

HVAC	
Dry Bulb Temp Cooling	75° F (24° C)
Dry Bulb Temp Heating:	70° F (21° C)
Minimum Outside Air:	2 Air Changes/Hr
100% Exhaust Air	—
Noise Criteria	NC35
Relative Humidity/Cooling:	60%
Relative Humidity/Heating	20%
Minimum Air Changes/Hr.	6
Room Pressure	Negative (-)
AC Load Lights	As Required
AC Load Equipment	As Required
Number of People	14

LIGHTING	
General:	
1. 1'x4' Direct/Indirect Pendant, Glare reducing eclipse louver with F32T8 lamps, 3500 °K, CRI = 70	
2. Wallwash light fixture	
3. Under cabinet light	
2. Provides ballasts per fixture for desired switching configuration	
4. Lighting level: 50fc	

COMMUNICATIONS	
Patient Monitor	
Nurse Call	Yes
Security/Duress	
CCTV	
Telephone	Yes
Pub Address	Yes
Radio	
Data	Yes
Panic Call	
Battery Operated Clock	Yes
Intercom (Phone)	
Staff Assist	Yes

POWER	
General	Yes
Special	Yes
Emergency	Yes

PLUMBING AND MEDICAL GASES	
Cold Water	Yes
Hot Water	Yes
Laboratory Air	
Laboratory Vacuum	
Sanitary/Vent	Yes
Medical Air	
Medical Vacuum	
Oxygen	
Nitrous Oxide	
Nitrogen	
Anesthesia Evac	

# Gym, Rehabilitation Therapy (PRGY2)

## Equipment List

JSN	NAME	QTY	AI	DESCRIPTION
A1080	Mirror, Posture, Wall Mounted	4	C / C	Wall mounted posture mirror. Consists of a 1/4" plate glass in a sturdy corrosion resistant frame with water proof back. For educational and therapy programs.
A5075	Dispenser, Soap, Disposable	2	V / V	Disposable soap dispenser. One-handed dispensing operation. Designed to accommodate disposable soap cartridge and valve.
A5077	Dispenser, Hand Sanitizer, Hands-Free	2	C / C	A touch free wall-mounted hand sanitizer dispenser. For use throughout a healthcare facility. Unit does not include the sanitizing liquid. Units are battery operated.
A5080	Dispenser, Paper Towel, SS, Surface Mounted	2	C / C	A surface mounted, satin finish stainless steel, single-fold, paper towel dispenser. Dispenser features: tumbler lock; front hinged at bottom; and refill indicator slot. Minimum capacity 400 single-fold paper towels. For general purpose use throughout the facility.
A5107	Dispenser, Glove, Surgical/Examination, Wall Mntd	2	V / V	Examination glove dispenser box for wall mounting. Fabricated of either cold rolled steel with a white baked enamel finish, plastic or acrylic. Provided with wall bracket to facilitate mounting and demounting.
A5215	Bracket, Television, Ceiling Mounted	2	C / C	Ceiling mounted television bracket for flat panel LCD and Plasma screens. The bracket shall be a universal style mount with a load capacity of 200 pounds with adjustments of 0-15 degree tilt and 360 degree swivel. Shall be capable of accommodating various size units.
C0025	Cabinet, Wardrobe, 1 Door, 84x24x22	18	C / C	Wardrobe cabinet with a fixed shelf, clothing rod, and a solid or louvered right or left-hinged door (appropriate door hinge configuration to be indicated on the equipment elevation drawings), an optional locking door is available. Also referred to as a wardrobe case, unit or storage unit. Used for storage of clothing and personal items.
C03E0	Cabinet, U/C/B, 1 Shelf, 1 Drawer, 2 DO, 36x30x22	1	C / C	Standing height under counter base cabinet with an adjustable shelf and a full width drawer above solid hinged doors. Also referred to as a combination cabinet or a drawer and cupboard cabinet. For general purpose use throughout the facility.
C04E0	Cabinet, U/C/B, 1 Shelf, 1 Drawer, 2 DO, 36x36x22	1	C / C	Standing height under counter base cabinet with an adjustable shelf and a full width drawer above solid hinged doors. Also referred to as a combination cabinet or a drawer and cupboard cabinet. For general purpose use throughout the facility.
CS250	Sink, SS, Single Compartment, 6x12x9 ID	2	C / C	Single compartment stainless steel sink, drop-in, self-rimming, ledge-type, connected with a drain and provided with a mixing faucet. It shall also be provided with pre-punched fixture holes on 4" center, integral back ledge to accommodate deck-mounted fixtures, brushed/polished interior and top surfaces, and sound deadened. Recommended for use in suspended or U/C/B sink cabinets having a high plastic laminate or Chemsurf laminate countertop/work surface. For general purpose use throughout the facility.

# Gym, Rehabilitation Therapy (PRGY2)

## Equipment List

CT020	Countertop, Solid Surface	AR	C / C	A solid, nonporous countertop with a smooth seamless appearance. Easy to clean and maintain and with proper cleaning does not support the growth of mold. An acrylic-based solid surface product. Standard thickness of 1", and a 4" butt backsplash/curb. Also referred to as a work surface or work top. Available in a choice of colors and depths. Used in lab and other hospital areas requiring optimum physical and chemical resisting properties.
F0340	Stool, Self Adjusting	1	V / V	Self adjusting stool. Consists of a foam padded upholstered seat with attached foot rest for added comfort. Mounted on swivel casters. Designed for doctor's use during examinations.
F2017	Waste Receptacle, 24 GAL	2	V / V	Rectangular steel waste receptacle with step-on lid and 24 gallon capacity. The receptacle is used to collect and temporarily store small quantities of paper refuse. Can be used in restrooms, patient areas, laboratories, pharmacies, etc.
F3200	Clock, Battery, 12" Diameter	2	V / V	Clock, 12" diameter. Round surface, easy to read numbers with sweep second hand. Wall mounted unit for use when impractical to install a fully synchronized clock system. Battery operated, (batteries not included).
G0144	Ergometer, Recumbent Stepper	1	V / V	Seated stepping ergometer for total body, arms and/or legs low impact conditioning. The unit features a closed kinetic chain action which combines reciprocal stepping and arm action. The arm settings and seat are adjustable. A battery operated performance computer allows for adjusting workload level. The unit has a heavy duty steel frame construction with low-density plastic covers.
G1025	Exercise Machine, Elliptical	1	V / V	An elliptical training machine to simulate stair climbing, walking or running without causing excessive pressure to the joints and to decrease risk of impact injuries. Provides a non-impact cardiovascular workout in a gym or in rehabilitation exercise protocols in a physical therapy clinic. The unit includes upper body handlebars for a total workout. The elliptical can be self-powered by user generated motion or electric powered to adjust motion and for supplying electronic consoles and resistance systems. Some models have optional direct or telemetric pulse monitoring. Database electrical specifications are for those models which require power. Refer to the manufacturers' specifications to verify electrical requirements.
G1037	Weight Set, Exercise, Dumbbell	2	V / V	Set of weightlifting dumbbells for use in physical training or rehabilitation. Weights can be plain metal, rubber cushioned metal or chrome plated and are in matched pairs at each weight increment. Database information refers to a large set of matched weights increasing in 5-lb. increments from 5-lb. to 100- lb. (20 pairs of weights) stacked on the floor. Differing manufacturers may offer more or less extensive selections. The individual facility's requirement will determine the exact set configuration and cost. See JSN G1040 for the racks to hold these weights.

# Gym, Rehabilitation Therapy (PRGY2)

## Equipment List

G1040	Rack, Dumbbell	2	V / V	Rack for holding dumbbells in a gym or rehabilitation facility. The manufacturers provide several different rack styles and capacities depending on the number and type of dumbbells the rack(s) will hold. The database information is for a double rail rack holding twenty (ten pairs) of full size metal plate dumbbells.
G1043	Ergometer, Recumbent Bicycle, Computer Assisted	2	V / V	Computer assisted recumbent bicycle aerobic trainer. The trainer provides aerobic workouts on a computer controlled and monitored recumbent bicycle ergometer. The ergometer has several training routines and intensities which either the exerciser or a therapist can select. The unit display provides a readout of work accomplished as well as graphics to motivate the exerciser. Many models offer optional heart rate monitoring and wheels for easy mobility. Depending on the manufacturer and model, the computer is powered by the exerciser or an external source. The database electrical requirements are for those units requiring electrical power. The trainer is used for cardio-respiratory development in a gym or the exercise area of Physical Therapy.
M0515	Television, HDTV	2	V / V	42" diagonal screen, high definition (HDTV) multimedia flat panel display television. The TV will have a 16:9 wide screen aspect ratio, a minimum of 1024 x 768 display resolution, NTSC tuner, built-in stereo speakers and surround sound.
M4045	Scale, Wheelchair, Portable, 1000 lb Capacity	1	V / V	A battery operated, portable, digital wheelchair scale. This item is designed to accommodate extra-wide wheelchairs for weighing bariatric patients and also can be used for walk-ons. The scale can store the weight of the chair. The digital display unit can be scale mounted or mounted on a wall. An optional AC adapter is available. Designed for a gross 1000 lbs. capacity.
M4116	Monitor, Vital Signs	1	V / V	Electronic sphygmomanometer. LCD displays non-invasive blood pressure, pulse rate and temperature. Used in hospitals and clinics. Includes an optional mobile stand.
M8210	Cart, Weight, Physical Therapy, w/Weights	2	V / V	Physical therapy weight cart equipped with weights, two storage shelves, and racks to store dumbbells. Unit is constructed of quality hardwood and mounted on 4 heavy-duty swivel casters. Used for storage of weights. Verify accessory weights with facility.
M8240	Parallel Bars, Physical Therapy	1	V / V	Physical therapy parallel bars. Unit can have manual or electrically powered adjustments. Bar height is adjustable from 25" to 40" and the bar width is adjustable from 16" to 25". Hand rails are chrome plated 1-1/2" steel tubing. Walking aisle is a minimum of 24" wide and finished in natural wood or covered with vinyl matting. Database information reflects 10' or 12' bar length electrically powered units.

# Gym, Rehabilitation Therapy (PRGY2)

## Equipment List

M8305	Platform, Exercise, w/ Mat, Powered	2	V / V	Exercise platform with power height adjustment. The platform rests on one or two pedestal bases which contain the power mechanism for adjusting the table height. The platform top or removable mattress is covered with heavy duty, nylon-reinforced vinyl for durability. The adjustable height feature is designed to accommodate patients who have difficulty sitting or transferring from a wheelchair as well as providing an optimal working height for the physical therapist once the patient is on the table. Larger and smaller units as well as manual crank platform tables are available.
M8330	Treadmill, Electric	1	V / V	Electric treadmill. Unit consists of a strong steel frame with front and side handrails covered with foam rubber, a remote control unit and a moving belt with a speed range from 0 to 10 mph. The unit also has a patient-controlled start/stop switch and a resettable distance counter. The motor controls the belt speed and changes the elevation of one end of the treadmill up to a 20 degree incline. The unit can be used as an exercise/therapy apparatus or in the practice of preventive medicine. Because of their power requirements, treadmills are also available as 208V powered units. At 110V, a treadmill may require a dedicated circuit. Refer to the manufacturer's literature and the specific installation site for deciding which voltage to use. See JSN M8185 for treadmill/electrocardiography systems used in cardiology studies.
R4650	Ice Maker, Flaked, With Dispenser	1	C / C	Ice maker dispenser approximately 71" H x 19"D x 24"W. This unit provides flaked ice and cooled water automatically. The unit has a daily capacity up to 650 pounds and a 100 pound capacity stainless steel storage compartment with water station. It is a freestanding, automatic load ice dispenser for food service and healthcare use. The unit is used in healthcare institutions and various commercial food service operations for dispensing ice.
PT006	Rack, Ball Therapy	1	V / V	
PT007	Exercise System, Multi-Gym	1	V / V	
PT013	Computer Workstation on Wheels	1	V / V	
PT022	Cabinet, W-H, 2 Shelf, 2 Dr 30x30	1	V / V	
PT028	Lift, Gaiting	1	V / V	
PT030	Mirror, Posture, Mobile	1	V / V	
PT038	Cabinet, W-H, 1 Shelf, 2 DO, 20"x30"	1	C / C	
PT045	Base, ADA Sink	2	C / C	
PT049	Cabinet, Wall Hung, 2 Shelf, 2 Door, 36"	2	C / C	
PT051	Lift, Patient, Physical Therapy	1	C / C	

---

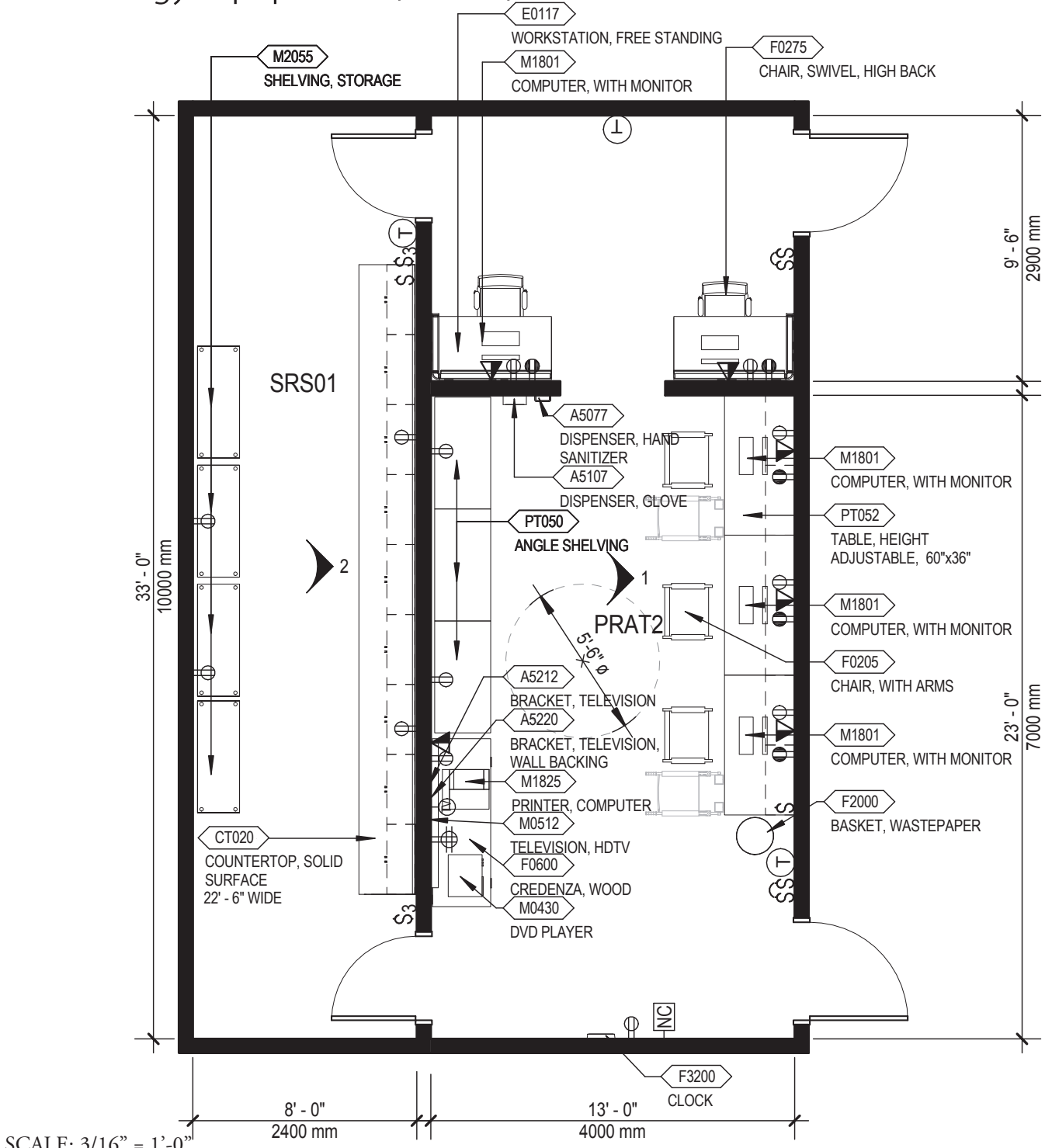
## 4.3.6 Assistive Technology Lab (PRAT2); Storage, Assistive Technology Equipment (SRS01)

**Function:**

Many patients are faced with adapting to their new environment with alternative ways of communication and completing daily tasks. The assistive technology lab provides patients with the ability to trial various devices and find the best fit for their disability. The room must be flexible to accommodate change in technologies such as augmentative and alternative communication devices, adaptive games, and software. The room should also be accompanied by a large storage room, adequate in size to supply patients with the devices of their choice.

See drawings on the next page(s).

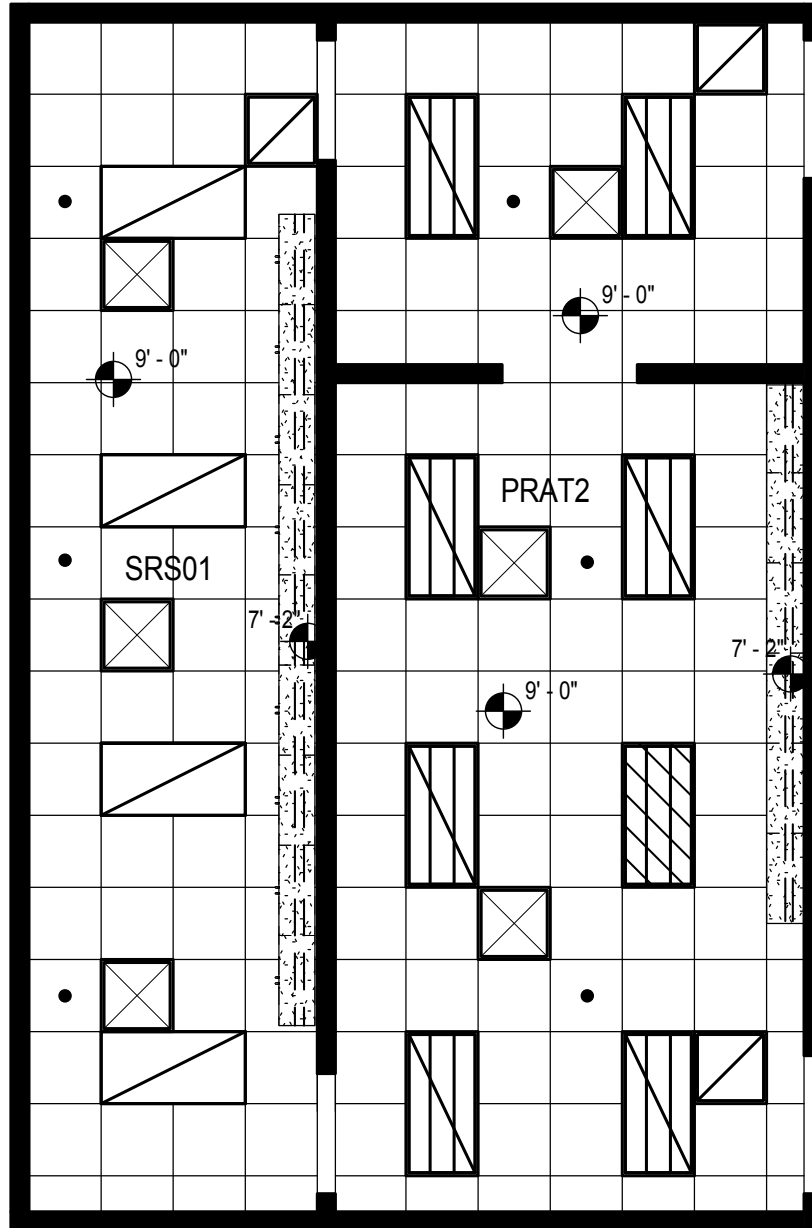
# Assistive Technology Lab (PRAT2); Storage, Assistive Technology Equipment (SRS01)



**Polytrauma Rehabilitation Center • PTRP**  
**Floor/Equipment Plan (420NSF/39.1 NSM; 240 NSF/22.3 NSM)**

NOTE: Guide plates are graphical representations of selected room types, illustrating the integration of space, components, systems, and equipment. They provide typical configurations and general technical guidance, and are not intended to be project specific. Specific infrastructure design requirements are contained in VA Design Manuals and Space Planning Criteria located in the VA Technical Information Library.

# Assistive Technology Lab (PRAT2); Storage, Assistive Technology Equipment (SRS01)



SCALE: 3/16" = 1'-0"

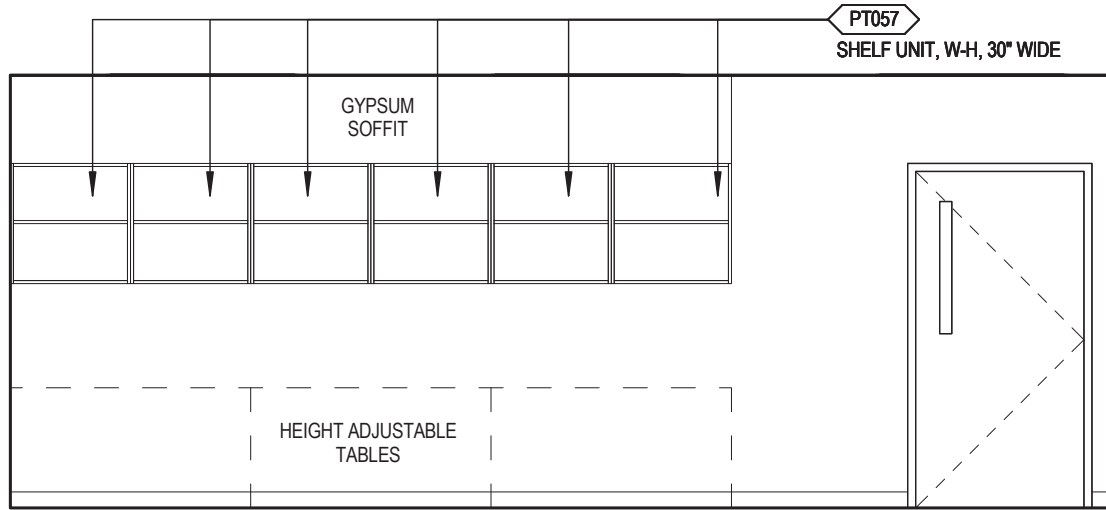


Polytrauma Rehabilitation Center • PTRP  
Reflected Ceiling Plan

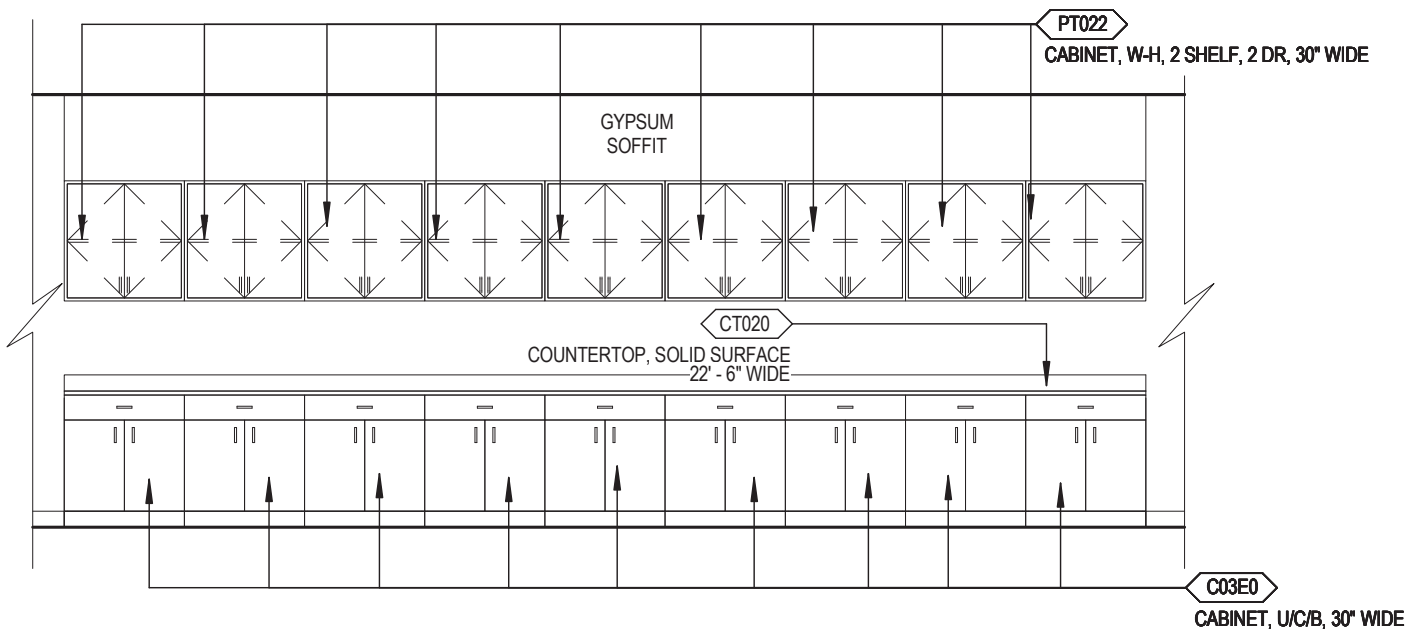
NOTE: Guide plates are graphical representations of selected room types, illustrating the integration of space, components, systems, and equipment. They provide typical configurations and general technical guidance, and are not intended to be project specific. Specific infrastructure design requirements are contained in VA Design Manuals and Space Planning Criteria located in the VA Technical Information Library.



# Assistive Technology Lab (PRAT2); Storage, Assistive Technology Equipment (SRS01)



**Elevation 1**



**Elevation 2**

SCALE: 1/4" = 1'-0"



**Polytrauma Rehabilitation Center • PTRP  
Elevation(s)**

NOTE: Guide plates are graphical representations of selected room types, illustrating the integration of space, components, systems, and equipment. They provide typical configurations and general technical guidance, and are not intended to be project specific. Specific infrastructure design requirements are contained in VA Design Manuals and Space Planning Criteria located in the VA Technical Information Library.

# Assistive Technology Lab (PRAT2)

## Room Data Sheet

ARCHITECTURAL	
Ceiling	Acoustical Ceiling Tile
Ceiling Height	9'-0" to 10'-0"
Wall Finish	Gypsum Wallboard / Paint
Base	Resilient Base
Floor Finish	<b>Solid Vinyl Floor Tile</b>
Door	<b>3'-6" x 7'-0"</b> , Wood or Metal
Hardware	4E
Noise (STC Rating)	45 Slab-to-slab construction
Depression	None Special
Construction	Solid surface counter, wall hung cabinets, and base cabinets

HVAC	
Dry Bulb Temp Cooling	75° F (24° C)
Dry Bulb Temp Heating:	70° F (21° C)
Minimum Outside Air:	2 Air Changes/Hr
100% Exhaust Air	—
Noise Criteria	NC40
Relative Humidity/Cooling:	60%
Relative Humidity/Heating	20%
Minimum Air Changes/Hr.	4
Room Pressure	Neutral
AC Load Lights	As Required
AC Load Equipment	As Required
Number of People	5

LIGHTING	
General:	
1. 2'x4' Direct/Indirect Light fixture, Linear prismatic fully frosted acrylic lens with F32T8 lamps, 3500 °K, CRI = 70	
2. Under cabinet light	
3. Provides ballasts per fixture for desired switching Configuration	
4. Lighting Level: 50fc	

COMMUNICATIONS	
Patient Monitor	
Nurse Call	Yes
Security/Duress	
CCTV	
Telephone	Yes
Pub Address	
Radio	
Data	Yes
Panic Call	
Battery Operated Clock	Yes
Intercom (Phone)	
Staff Assist	Yes

POWER	
General	Yes
Special	
Emergency	Yes

PLUMBING AND MEDICAL GASES	
Cold Water	
Hot Water	
Laboratory Air	
Laboratory Vacuum	
Sanitary/Vent	
Medical Air	
Medical Vacuum	
Oxygen	
Nitrous Oxide	
Nitrogen	
Anesthesia Evac	

# Assistive Technology Lab (PRAT2)

## Equipment List

JSN	NAME	QTY	AI	DESCRIPTION
A5077	Dispenser, Hand Sanitizer, Hands-Free	1	C / C	A touch free wall-mounted hand sanitizer dispenser. For use throughout a healthcare facility. Unit does not include the sanitizing liquid. Units are battery operated.
A5107	Dispenser, Glove, Surgical/Examination, Wall Mntd	1	V / V	Examination glove dispenser box for wall mounting. Fabricated of either cold rolled steel with a white baked enamel finish, plastic or acrylic. Provided with wall bracket to facilitate mounting and demounting.
A5212	Bracket, Television, Wall-Mounted, Tilt/Angle	1	C / C	A wall mounted, tilt/angled TV bracket for 37" to 80" TVs. Mount will be a universal and VESA compliant unit with a load capacity of up to 130 lbs.
A5220	Bracket, Television, Wall Backing	1	C / C	Wall mounted television bracket backing which provides additional support and strength for the installation of the television bracket. Option available for interior or exterior plate and sized for 12" 16" or 24" stud spacing.
E0117	Workstation, Straight, Free Standing, 48" W	2	V / V	This JSN will provide a whole work station typical to quickly plan work areas in clinical or administrative spaces. There will be a price decrease if typical work stations are used with vertical hanging strips instead of panels. THIS TYPICAL INCLUDES:  2 standard solid panels; 1 panel connector, 2-way corner; 2 finished end hardware kits; 1 cantilevered work surface; 1 lockable flipper unit; 1 light; 1 tack board; 1 tool rail; 1 diagonal tray; 1 adjustable keyboard tray; 1 mobile pedestal, box/file; 1 support panel.
F0205	Chair, Side With Arms	3	V / V	Upholstered side chair, 32" high X 21" wide X 23" deep with arms, padded seats and padded backs. Seat height is a minimum of 17". Available with or without sled base.
F0275	Chair, Swivel, High Back	2	V / V	Highback contemporary swivel chair, 41" high X 23" wide X 23" deep with five (5) caster swivel base and arms. Chair may be used at desks or in conference rooms. Back and seat are foam padded and upholstered with either woven textile fabric or vinyl.
F0600	Credenza, Executive, Wood	1	V / V	Executive credenza with two (2) box drawers, two (2) file drawers, a center closed storage area with adjustable shelf and floor glides.
F2000	Basket, Wastepaper, Round, Metal	1	V / V	Round wastepaper basket, approximately 18" high X 16" diameter. This metal unit is used to collect and temporarily store small quantities of paper refuse in patient rooms, administrative areas and nursing stations.
F3200	Clock, Battery, 12" Diameter	1	V / V	Clock, 12" diameter. Round surface, easy to read numbers with sweep second hand. Wall mounted unit for use when impractical to install a fully synchronized clock system. Battery operated, (batteries not included).
M0430	Recorder / Player, Digital, Video, DVD	1	V / V	Professional medical grade DVD video recorder/player. Approximately 5" high X 10" wide X 14" deep. Meets NTSC and PAL standards and employs MPEG2 video compression. Capable of high speed picture search, direct recording into available disc space and recording and playback on various DVD formats. Audio uses dolby digital format. Convenience outlet required at point of use.

---

# Assistive Technology Lab (PRAT2)

## Equipment List

M0512	Television, HDTV, Large Screen, 60"	1	V / V	A high definition (HDTV) multimedia, slim design, 60"W to 65"W color television. The TV will have a 16.9 wide screen aspect ratio with full HD 1080p resolution and HDMI connections. TV may be LED, Plasma or LCD. TV will include a stand.
M1801	Computer, Micro-processing, w/Flat Panel Monitor	5	V / V	Desk top microprocessing computer. The unit shall consist of a central processing mini tower, flat panel monitor, keyboard, mouse and speakers. The system shall have the following minimum characteristics: a 2.8 GHz Pentium processor; 512 MB memory; 80GB hard drive; 32/48x CD-ROMDVD combo; 1.44MB network interface card; video 32 MB NVIDIA; a 18 inch flat panel monitor. The computer is used throughout the facility to input, manipulate and retrieve information.
M1825	Printer, Computer	1	V / V	High resolution computer printer with a variety of type styles and sheet/envelope feeder trays. Database information reflects network ready, medium duty office style laser printers.
PT050	Shelving, Angled	3	C / C	
PT052	Table, Work, Ht. Adj., 60x36	3	C / C	
PT057	Shelf Unit, Wall Hung, 2 Shelf, 30x30	6	C / C	this is upper casework open shelves

# Storage, Assistive Technology Equipment (SRS01)

## Equipment List

JSN	NAME	QTY	AI	DESCRIPTION
C03E0	Cabinet, U/C/B, 1 Shelf, 1 Drawer, 2 DO, 36x30x22	9	C / C	Standing height under counter base cabinet with an adjustable shelf and a full width drawer above solid hinged doors. Also referred to as a combination cabinet or a drawer and cupboard cabinet. For general purpose use throughout the facility.
CT020	Countertop, Solid Surface	AR	C / C	A solid, nonporous countertop with a smooth seamless appearance. Easy to clean and maintain and with proper cleaning does not support the growth of mold. Standard thickness of 1", and a 4" butt backsplash/curb. Also referred to as a work surface or work top. Available in a choice of colors and depths. Used in clinic and hospital areas requiring optimum physical and chemical resisting properties.
M2055	Shelving, Storage, Wire, CRS, w/ Adjustable Shelves	4	V / V	Stationary, wire, shelving unit. Unit has fully adjustable shelves constructed of stainless steel. For use in general purpose storage areas. Shelving is provided in various sizes and configurations. Price provided is for a unit approximately 74"H x 18"D x 48"W with four shelves.
PT022	Cabinet, W-H, 2 Shelf, 2 DO, 30"x30"	9	C / C	

---

This page has been left blank intentionally.

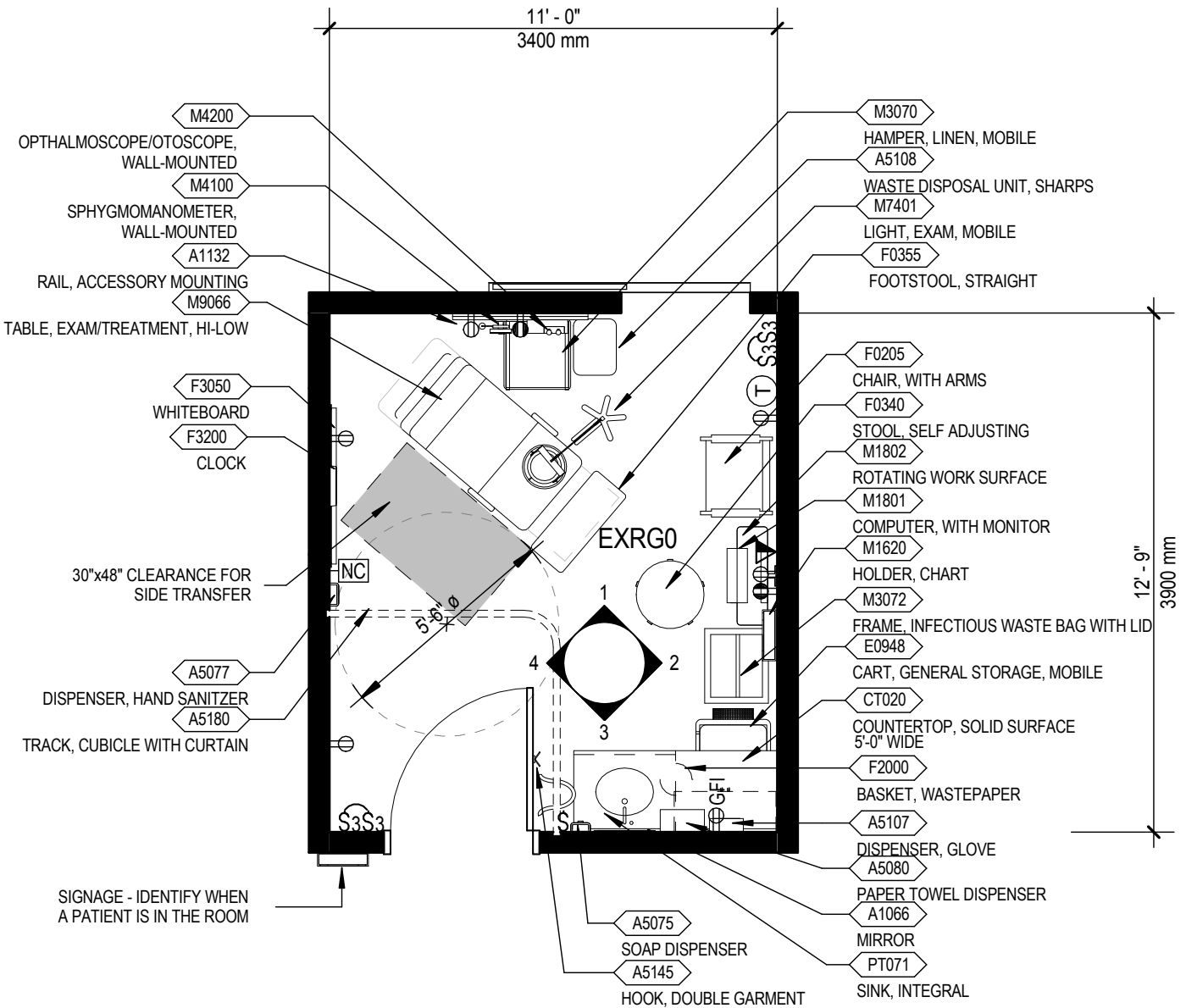
# 4.4 Outpatient Unit

- 4.4.1. Exam Room, Outpatient (EXRG0)..... 4.244
  - Option 1 ..... 4.244
  - Option 2 ..... 4.249
- 4.4.2. Exam Room, EMG (PTEM1) ..... 4.258
- 4.4.3. Exam Room, Chiropractic (PTBT1) ..... 4.268
- 4.4.4. Procedure Room, Pain (PRP01) ..... 4.277
- 4.4.5. Driver Training Room (PRDT1) ..... 4.286
- 4.4.6. Gait Observation Lab (PTGL1);  
Storage Room, Gait Lab (SRE01);  
Exam Room, Gait Lab (PREX1)..... 4.291
- 4.4.7. Gym, Patient Rehabilitation Therapy (PRGY3)..... 4.303
- 4.4.8. Speech Therapy Lab (PRST1) ..... 4.320
- 4.4.9. Balance Testing Room (PRN01) - Test-Fit..... 4.328
- 4.4.10. Vestibular Room (PRV01)..... 4.331

## 4.4.1 Exam Room, Outpatient (EXRG0) - Option 1

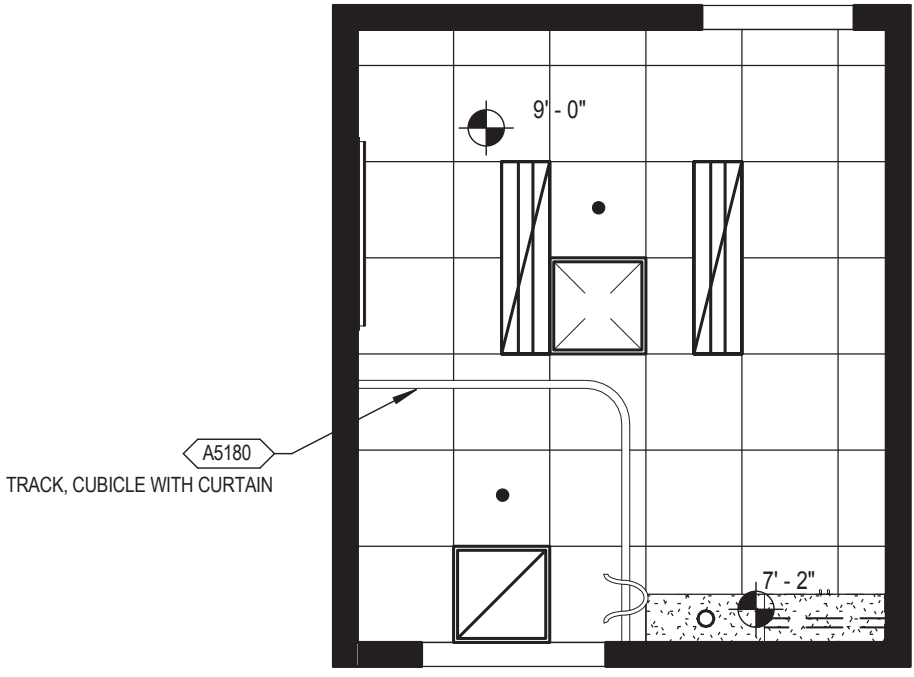
### Function:

The exam room should be designed to provide medical examination to the PRC outpatients. The room has been designed similar to other outpatient exam rooms (within the PACT model) to allow patient access to the room separately from the provider. The room should also provide transfer clearance on both sides of the table to accommodate patients in wheelchairs.





# Exam Room, Outpatient (EXRG0) - Option 1



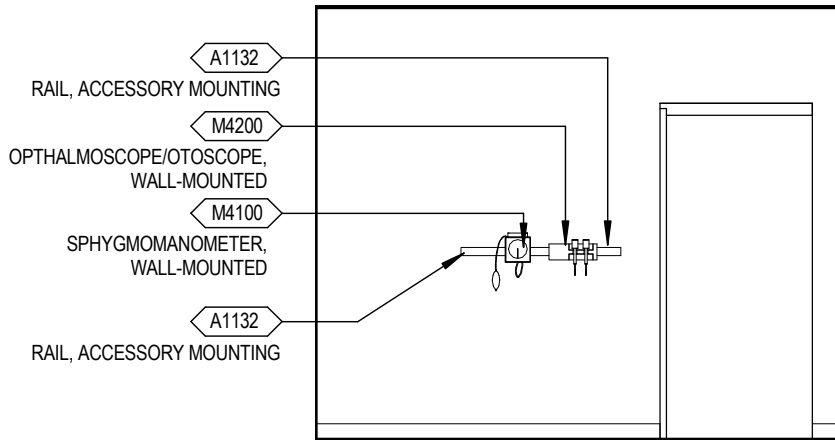
SCALE: 1/4" = 1'-0"



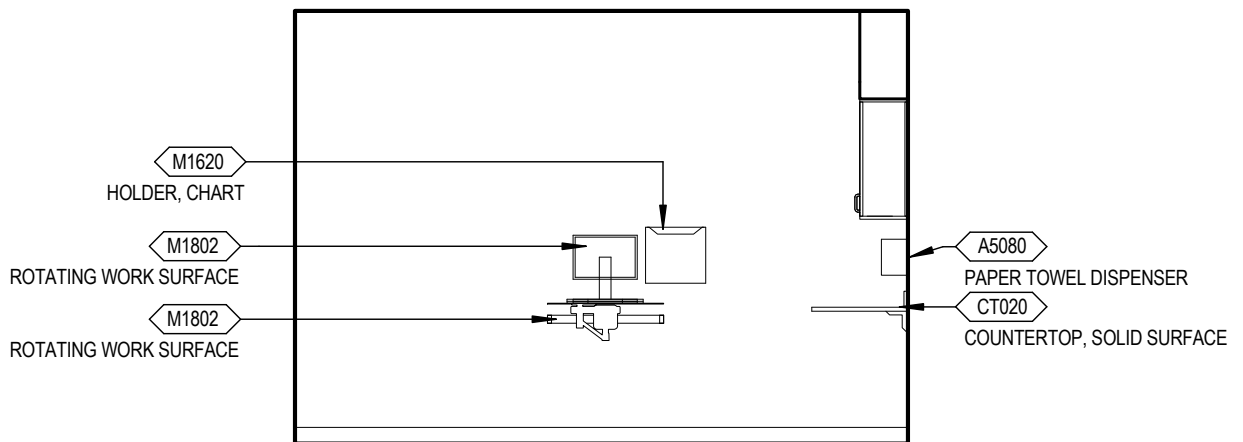
## Polytrauma Rehabilitation Center • Outpatient Unit Reflected Ceiling Plan

NOTE: Guide plates are graphical representations of selected room types, illustrating the integration of space, components, systems, and equipment. They provide typical configurations and general technical guidance, and are not intended to be project specific. Specific infrastructure design requirements are contained in VA Design Manuals and Space Planning Criteria located in the VA Technical Information Library.

# Exam Room, Outpatient (EXRG0) - Option 1



**Elevation 1**



**Elevation 2**

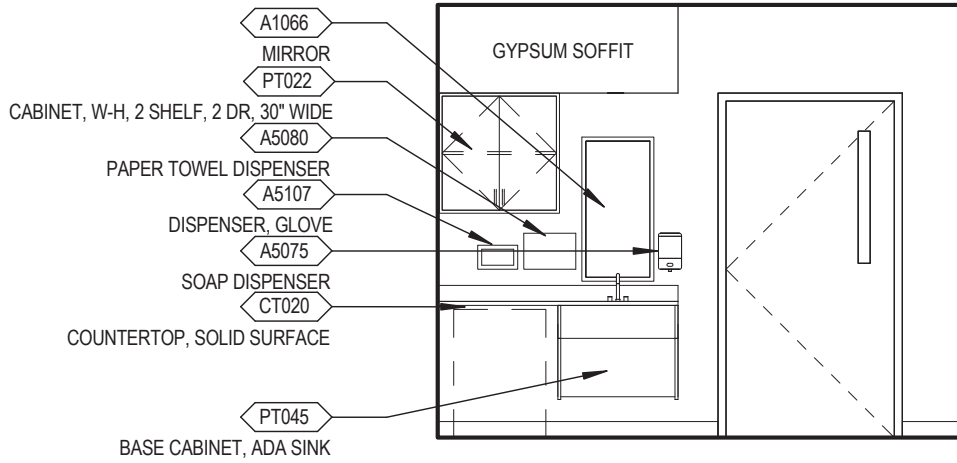
SCALE: 1/4" = 1'-0"



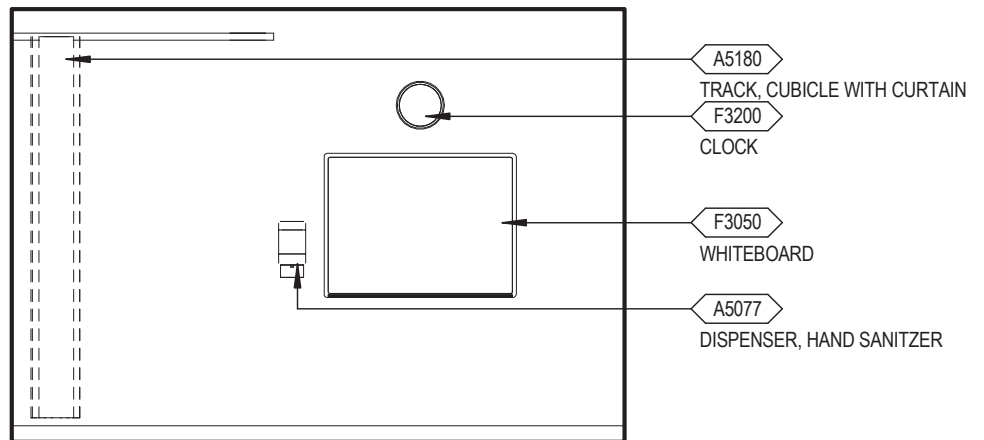
**Polytrauma Rehabilitation Center • Outpatient Unit**  
**Elevation(s)**

NOTE: Guide plates are graphical representations of selected room types, illustrating the integration of space, components, systems, and equipment. They provide typical configurations and general technical guidance, and are not intended to be project specific. Specific infrastructure design requirements are contained in VA Design Manuals and Space Planning Criteria located in the VA Technical Information Library.

# Exam Room, Outpatient (EXRG0) - Option 1



**Elevation 3**



**Elevation 4**

SCALE: 1/4" = 1'-0"

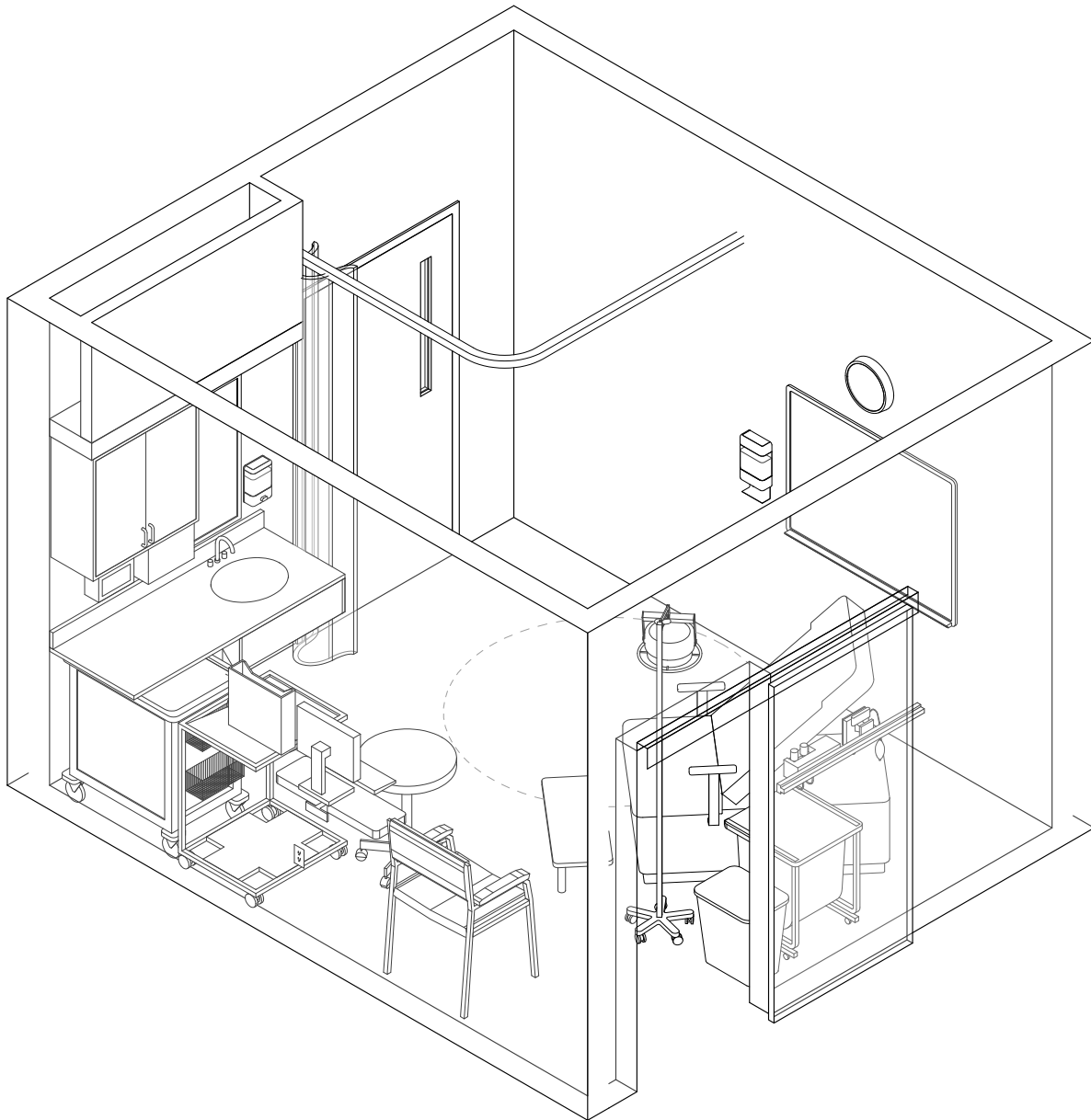


**Polytrauma Rehabilitation Center • Outpatient Unit  
Elevation(s)**

NOTE: Guide plates are graphical representations of selected room types, illustrating the integration of space, components, systems, and equipment. They provide typical configurations and general technical guidance, and are not intended to be project specific. Specific infrastructure design requirements are contained in VA Design Manuals and Space Planning Criteria located in the VA Technical Information Library.

---

## Exam Room, Outpatient (EXRG0) – Option 1



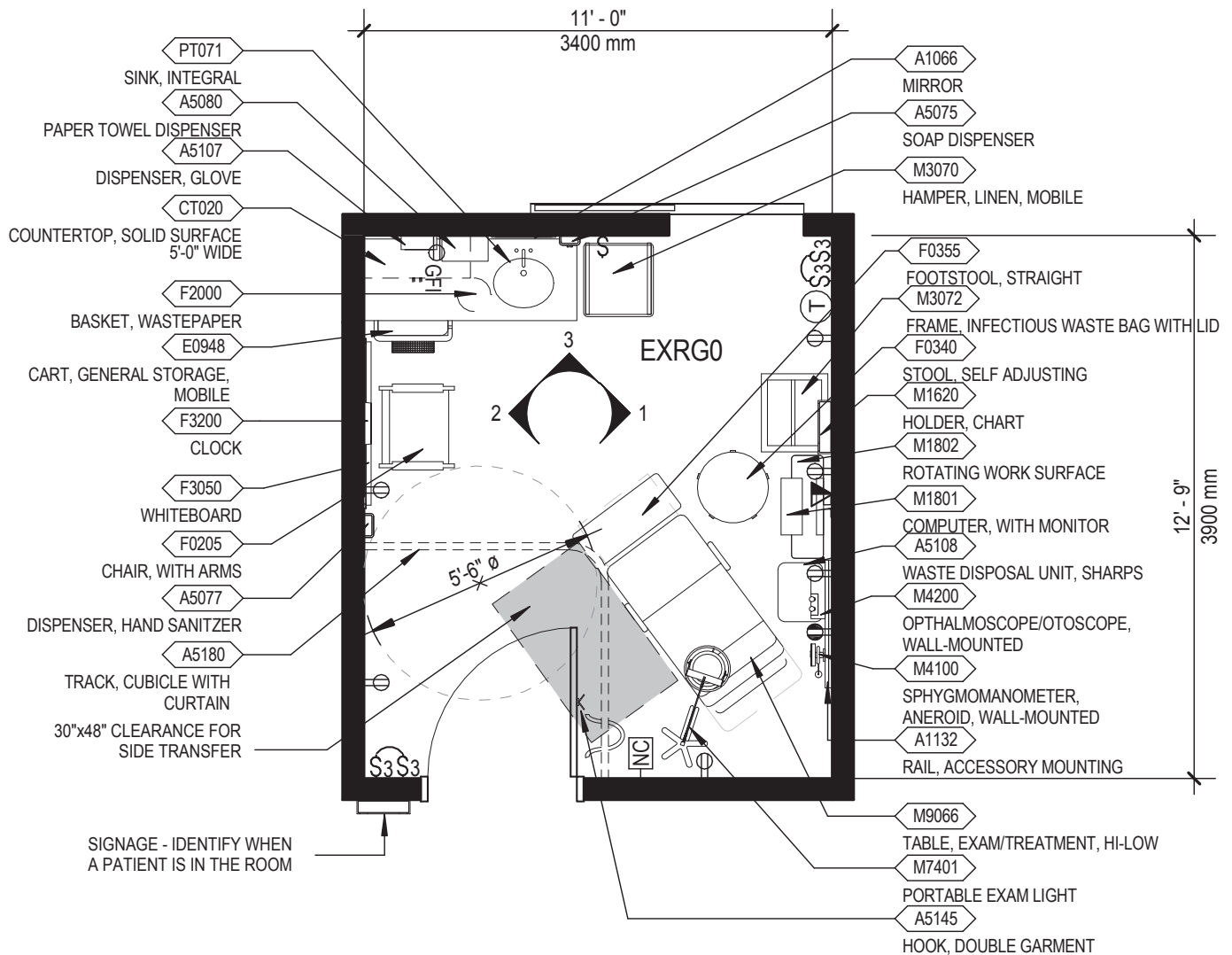
---

### Polytrauma Rehabilitation Center • Outpatient Unit Room/Equipment Isometric

NOTE: Guide plates are graphical representations of selected room types, illustrating the integration of space, components, systems, and equipment. They provide typical configurations and general technical guidance, and are not intended to be project specific. Specific infrastructure design requirements are contained in VA Design Manuals and Space Planning Criteria located in the VA Technical Information Library.

---

# Exam Room, Outpatient (EXRG0) - Option 2



SCALE: 1/4" = 1'-0"

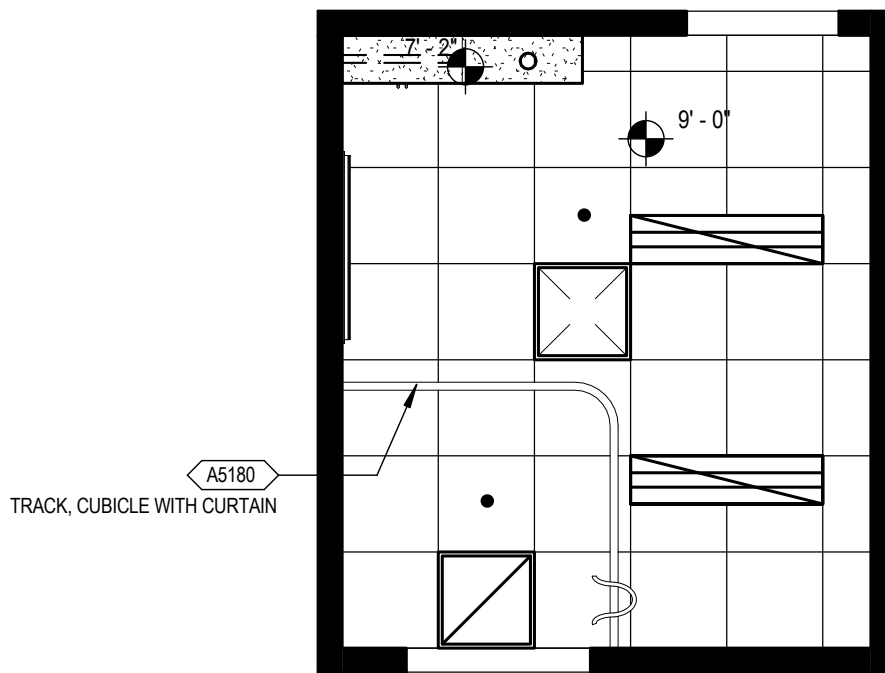


## Polytrauma Rehabilitation Center • Outpatient Unit Floor/Equipment Plan (140 NSF/13.0 NSM)

NOTE: Guide plates are graphical representations of selected room types, illustrating the integration of space, components, systems, and equipment. They provide typical configurations and general technical guidance, and are not intended to be project specific. Specific infrastructure design requirements are contained in VA Design Manuals and Space Planning Criteria located in the VA Technical Information Library.



# Exam Room, Outpatient (EXRG0) - Option 2



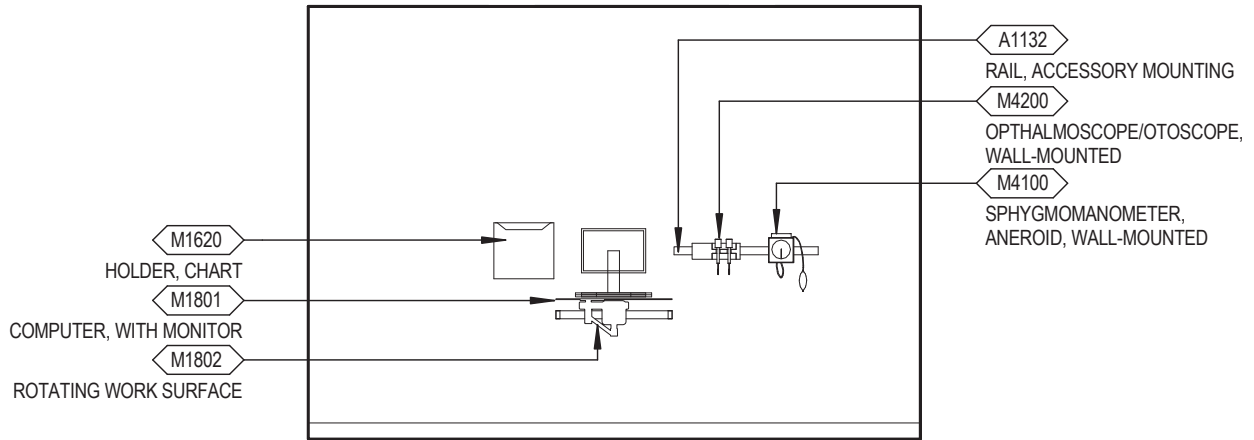
SCALE: 1/4" = 1'-0"



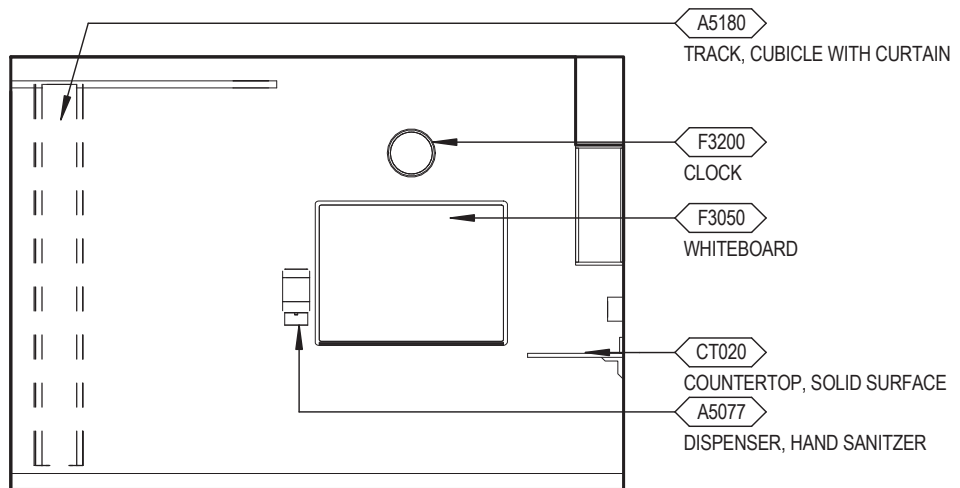
**Polytrauma Rehabilitation Center • Outpatient Unit  
Reflected Ceiling Plan**

NOTE: Guide plates are graphical representations of selected room types, illustrating the integration of space, components, systems, and equipment. They provide typical configurations and general technical guidance, and are not intended to be project specific. Specific infrastructure design requirements are contained in VA Design Manuals and Space Planning Criteria located in the VA Technical Information Library.

# Exam Room, Outpatient (EXRG0) - Option 2



**Elevation 1**



**Elevation 2**

SCALE: 1/4" = 1'-0"

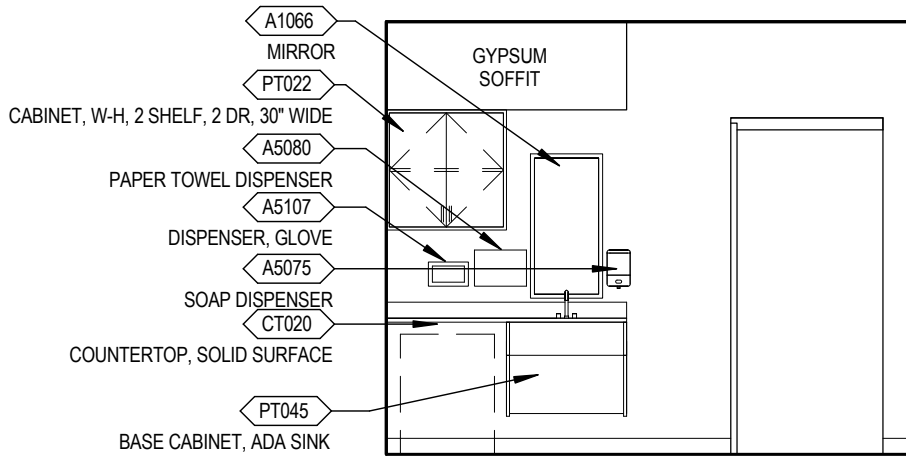


## Polytrauma Rehabilitation Center • Outpatient Unit Elevation(s)

NOTE: Guide plates are graphical representations of selected room types, illustrating the integration of space, components, systems, and equipment. They provide typical configurations and general technical guidance, and are not intended to be project specific. Specific infrastructure design requirements are contained in VA Design Manuals and Space Planning Criteria located in the VA Technical Information Library.



# Exam Room, Outpatient (EXRG0) - Option 2



**Elevation 3**

SCALE: 1/4" = 1'-0"

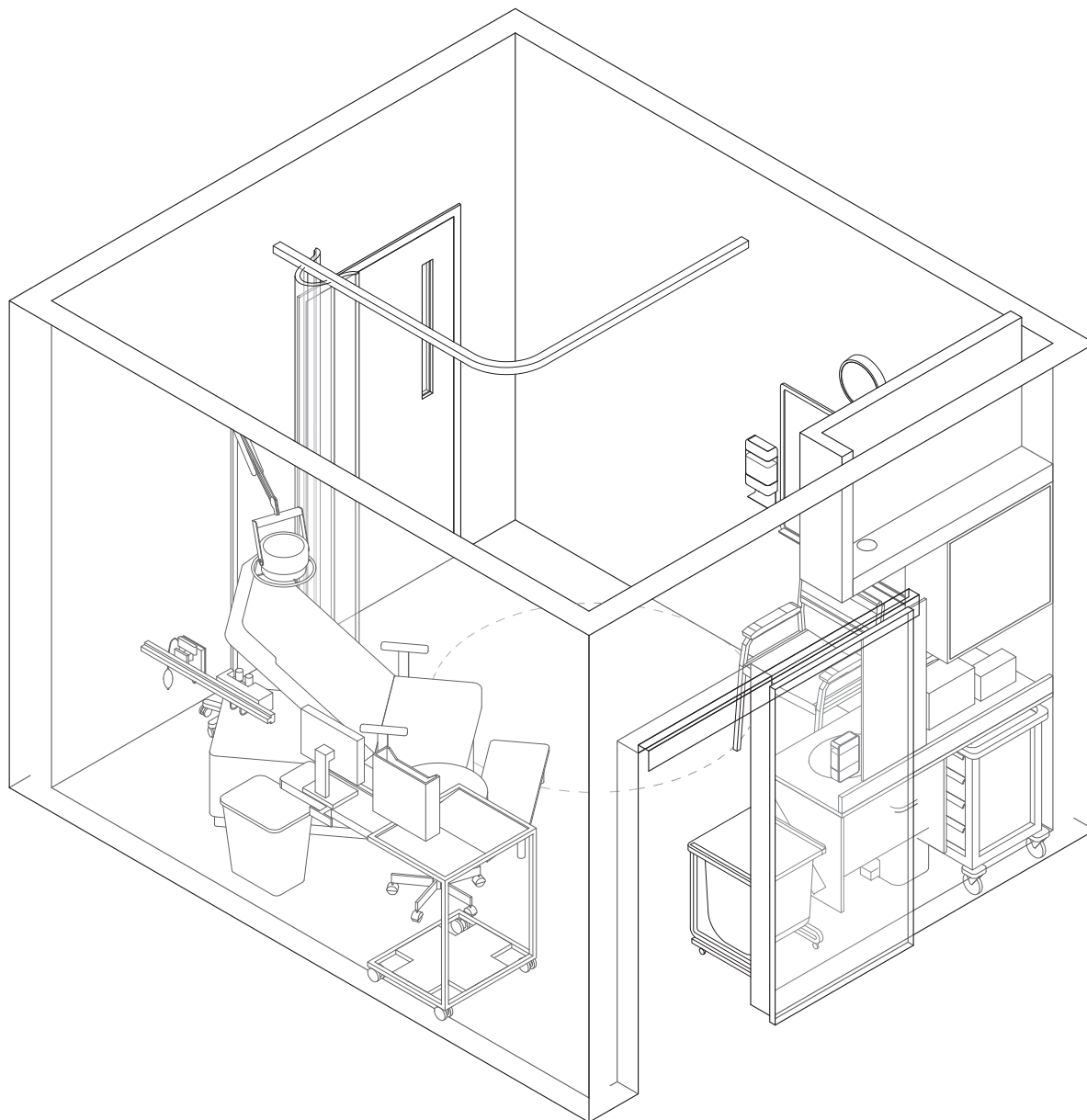


**Polytrauma Rehabilitation Center • Outpatient Unit  
Elevation(s)**

NOTE: Guide plates are graphical representations of selected room types, illustrating the integration of space, components, systems, and equipment. They provide typical configurations and general technical guidance, and are not intended to be project specific. Specific infrastructure design requirements are contained in VA Design Manuals and Space Planning Criteria located in the VA Technical Information Library.



## Exam Room, Outpatient (EXRG0) - Option 2



### Polytrauma Rehabilitation Center • Outpatient Unit Room/Equipment Isometric

NOTE: Guide plates are graphical representations of selected room types, illustrating the integration of space, components, systems, and equipment. They provide typical configurations and general technical guidance, and are not intended to be project specific. Specific infrastructure design requirements are contained in VA Design Manuals and Space Planning Criteria located in the VA Technical Information Library.

# Exam Room, Outpatient (EXRGO)

## Room Data Sheet

ARCHITECTURAL	
Ceiling	Acoustical Ceiling Tile
Ceiling Height	9'-0" to 10'-0"
Wall Finish	Gypsum Wallboard / Paint
Base	Resilient Base
Floor Finish	Solid Vinyl Floor Tile
Door	3'-6" x 7'-0", Wood or Metal; 3'-0" x 7'-0", Sliding door, Wood or Metal
Hardware	1K
Noise (STC Rating)	45 Slab-to-slab construction
Depression	None Special
Construction	Solid surface counter with integral sink, wall hung cabinets, and base cabinets.

HVAC	
Dry Bulb Temp Cooling	75° F (24° C)
Dry Bulb Temp Heating:	70° F (21° C)
Minimum Outside Air:	2 Air Changes/Hr
100% Exhaust Air	—
Noise Criteria	NC35
Relative Humidity/Cooling:	60%
Relative Humidity/Heating	20%
Minimum Air Changes/Hr.	6
Room Pressure	Neutral
AC Load Lights	As Required
AC Load Equipment	As Required
Number of People	2 or 3

LIGHTING	
General:	
1. 1'x4' Direct/Indirect Light fixture, Linear prismatic fully frosted acrylic lens with F32T8 lamps, 5000 °K, CRI = 85	
2. Downlight	
3. Under cabinet light	
4. Provides ballasts per fixture for desired switching configuration	
5. Lighting Level: 50fc	

COMMUNICATIONS	
Patient Monitor	
Nurse Call	Yes
Security/Duress	
CCTV	
Telephone	Yes
Pub Address	
Radio	
Data	Yes
Panic Call	
Battery Operated Clock	Yes
Intercom (Phone)	
Staff Assist	Yes

POWER	
General	Yes
Special	Yes
Emergency	Yes

PLUMBING AND MEDICAL GASES	
Cold Water	Yes
Hot Water	Yes
Laboratory Air	
Laboratory Vacuum	
Sanitary/Vent	Yes
Medical Air	
Medical Vacuum	
Oxygen	
Nitrous Oxide	
Nitrogen	
Anesthesia Evac	

# Exam Room, Outpatient (EXRGO)

## Equipment List

JSN	NAME	QTY	AI	DESCRIPTION
A1066	Mirror, Float Glass, With SS Frame	1	C / C	A high quality 1/4" polished float glass mirror 36X18, framed in a one-piece, bright polished, stainless steel channel frame with 90° mitered corners. All edges of the mirror are protected by absorbing filler strips. Mirror has a galvanized steel back with integral horizontal hanging brackets and wall hanger for concealed mounting. For mounting above single wall mounted lavatories located in toilet areas, Doctors examination offices, etc. May also be used above double lavatories, either wall or countertop mounted, found in restroom areas.
A1132	Rail, Accessory Mounting, Length As Required	1	V / V	Horizontal mounting rail will consist of lock mounting devices capable of; supporting up to 75 pounds each, being repositioned, and mounting and dismantling of equipment without the use of tools. The rail must be capable of supporting medical equipment and accessories normally found in exam or patient rooms. The rail system must be capable of mounting and dismantling equipment without leaving or creating new holes in the finished surface of the wall.
A5075	Dispenser, Soap, Disposable	1	V / V	Disposable soap dispenser. One-handed dispensing operation. Designed to accommodate disposable soap cartridge and valve.
A5077	Dispenser, Hand Sanitizer, Hands-Free	1	C / C	A touch free wall-mounted hand sanitizer dispenser. For use throughout a healthcare facility. Unit does not include the sanitizing liquid. Units are battery operated.
A5080	Dispenser, Paper Towel, SS, Surface Mounted	1	C / C	A surface mounted, satin finish stainless steel, single-fold, paper towel dispenser. Dispenser features: tumbler lock; front hinged at bottom; and refill indicator slot. Minimum capacity 400 single-fold paper towels. For general purpose use throughout the facility.
A5107	Dispenser, Glove, Surgical/Examination, Wall Mntd	1	V / V	Examination glove dispenser box for wall mounting. Fabricated of either cold rolled steel with a white baked enamel finish, plastic or acrylic. Provided with wall bracket to facilitate mounting and demounting.
A5108	Waste Disposal Unit, Sharps	1	V / V	A container for collecting and transporting syringes and other sharps for decontamination and disposal. Available in 2 gallon and 8 gallon with locking rotor. Complies with OSHA regulations for handling sharps.
A5145	Hook, Garment, Double, SS, Surface Mounted	1	C / C	A surface mounted, satin finish stainless steel, double garment hook. Equipped with a concealed mounting bracket that is secured to a concealed wall plate. For general purpose use throughout the facility to hang various items of apparel.
A5180	Track, Cubicle, Surface Mounted, With Curtain	1	C / C	Surface mounted cubicle track, with curtain. Track constructed of thick extruded aluminum. Equipped with self lubricating carriers, beaded drop chain hooks, and flame resistant curtain. To include removable end caps. Designed to be suspended around patient areas where privacy is needed. Price listed is per foot of the track, curtains to be priced per quote.

# Exam Room, Outpatient (EXRGO)

## Equipment List

CT020	Countertop, Solid Surface	AR	C / C	A solid, nonporous countertop with a smooth seamless appearance. Easy to clean and maintain and with proper cleaning does not support the growth of mold. An acrylic-based solid surface product. Standard thickness of 1", and a 4" butt backsplash/curb. Also referred to as a work surface or work top. Available in a choice of colors and depths. Used in lab and other hospital areas requiring optimum physical and chemical resisting properties.
E0948	Cart, General Storage, Mobile	1	V / V	THIS TYPICAL INCLUDES:  1 Cart Body, Style-A Narrow, w/Raised Edge Top  2 Drawers, 3" H (76mm)  4 Drawers, 6" H (152mm)  1 Accessory Rail, Side  Drawer Organizer Bins
F0205	Chair, Side With Arms	1	V / V	Upholstered side chair, 32" high X 21" wide X 23" deep with arms, padded seats and padded backs. Seat height is a minimum of 17". Available with or without sled base.
F0340	Stool, Self Adjusting	1	V / V	Self adjusting stool. Consists of a foam padded upholstered seat with attached foot rest for added comfort. Mounted on swivel casters. Designed for doctor's use during examinations.
F0355	Footstool, Straight	1	V / V	Step stool. Used to assist patients getting on and off exam or surgical tables. Fitted with electrically conductive rubber tips.
F2000	Basket, Wastepaper, Round, Metal	1	V / V	Round wastepaper basket, approximately 18" high X 16" diameter. This metal unit is used to collect and temporarily store small quantities of paper refuse in patient rooms, administrative areas and nursing stations.
F3050	Whiteboard, Dry Erase	1	C / C	Whiteboard unit, approximately 36" H x 48" W consisting of a white porcelain enamel writing surface with an attached chalk tray. Magnetic surface available. Image can be easily removed with a standard chalkboard eraser. For use with water color pens. Unit is ready to hang.
F3200	Clock, Battery, 12" Diameter	1	V / V	Clock, 12" diameter. Round surface, easy to read numbers with sweep second hand. Wall mounted unit for use when impractical to install a fully synchronized clock system. Battery operated, (batteries not included).
M1620	Holder, Chart, Patient, Wall or Door Mounted	1	C / C	Wall or door mounted patient chart holder. Constructed of durable plastic or metal. Used for holding patient records. Size as required.

# Exam Room, Outpatient (EXRG0)

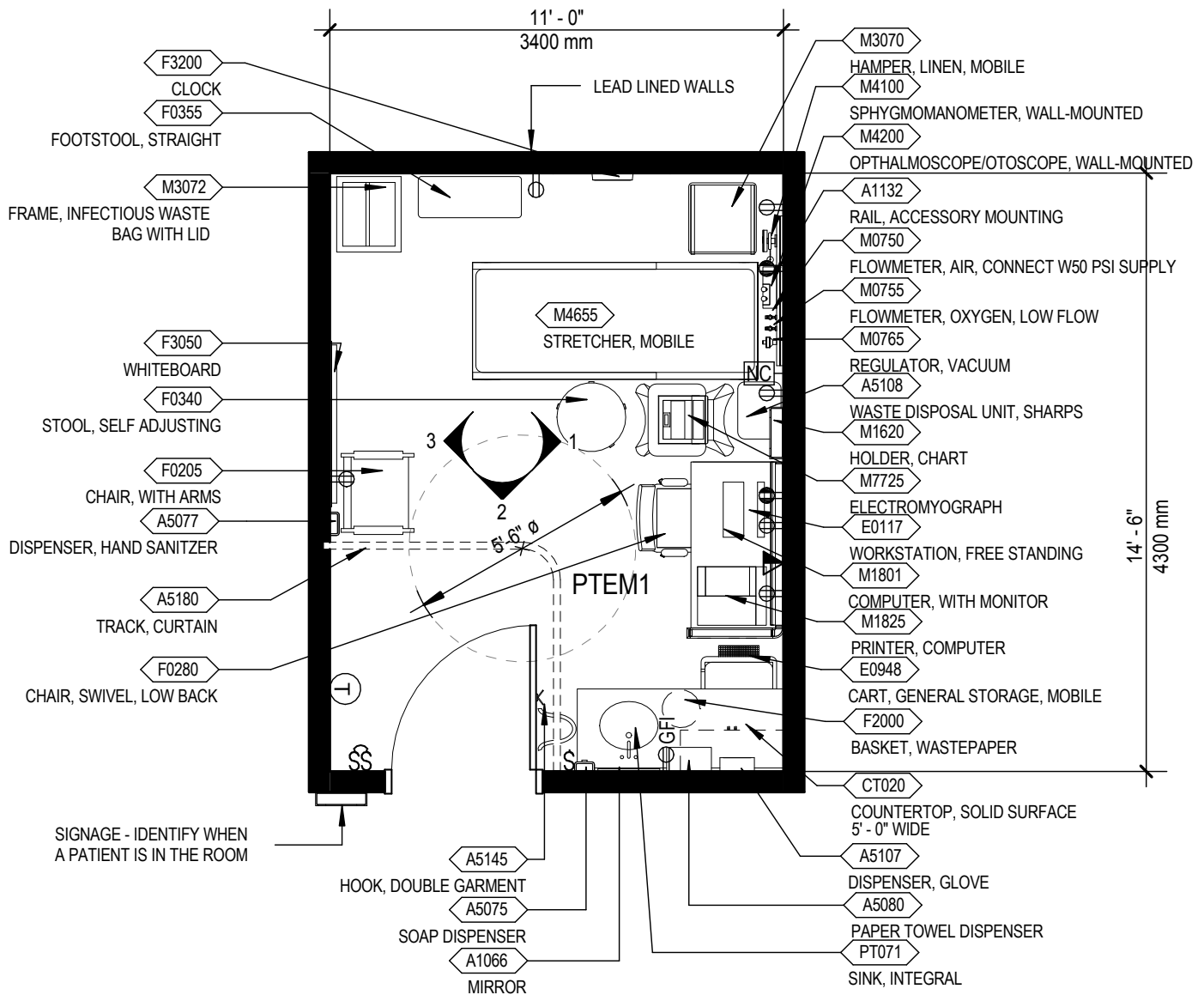
## Equipment List

M1801	Computer, Micro-processing, w/Flat Panel Monitor	1	V / V	Desk top microprocessing computer. The unit shall consist of a central processing mini tower, flat panel monitor, keyboard, mouse and speakers. The system shall have the following minimum characteristics: a 2.8 GHz Pentium processor; 512 MB memory; 80GB hard drive; 32/48x CD-ROMDVD combo; 1.44MB network interface card; video 32 MB NVIDIA; a 18 inch flat panel monitor. The computer is used throughout the facility to input, manipulate and retrieve information.
M1802	Work Station,	1	V / V	A wall mounted retractable work station. Work station is used as a computer station in treatment rooms, exam rooms and areas where physical space is limited.
M3070	Hamper, Linen, Mobile, w/Lid	1	V / V	Mobile linen hamper with hand or foot operated lid. Made of heavy tubular stainless steel with heavy gauge welded steel platform. Holds 25" hamper bags. Mounted on ball bearing casters. For linen transport in hospitals and clinics.
M3072	Frame, Infectious Waste Bag w/Lid	1	V / V	Frame for an infectious waste collection bag. Made of heavy tubular stainless steel with heavy gauge welded steel platform. Adjust to hold 18" or 25" trash bags. Mounted on ball bearing casters and includes permanently mounted hinged lid. Provides means of bagging infectious waste at point of waste generation.
M4100	Sphygmomanometer, Aneroid, Wall Mounted	1	V / V	Aneroid sphygmomanometer. Unit is wall mounted and has large graphic dial display for easy reading from all angles. It has a 90 degree (angle) swivel and 10 degree (angle) forward tilt to reduce glare. Unit accuracy is within 1% of reading. Sturdy impact-resistant construction.
M4200	Otoscope/Ophthalmoscope, Wall Mounted	1	V / V	Wall mounted otoscope and ophthalmoscope. Includes 6 foot line cord and plug and accepts and includes two handles. Contains head turn-on/turn-off, built-in speculum tray and 8 foot coiled cords. Unit is designed for use in patient exam rooms.
M7401	Light, Exam, Mobile, Spotlight, Mobile Stand	1	V / V	The exam light shall be a mobile floor unit. The light will be a halogen bulb or LED that can produce a continuous and homogeneous spot of light adjustable from 5 to 9 inches in diameter from a set distance. The light intensity shall be a minimum of 750 foot-candles at a distance of 16 inches and have a color temperature of 3,200 degrees Kelvin. The unit will consist of an arm or sleeve of approximately 45 inches in length to allow for easy arm rotation and arm movement up and down. The unit shall be mounted on a caster base for easy movement.
M9066	Table, Examination, Treatment, Electro/Hydraulic	1	V / V	Electro-hydraulic examination treatment table. Unit consists of a stainless steel base with an Electro-hydraulic system with foot controls. It includes vacuum formed vinyl contoured top, padded arm rest, adjustable knee rest, stainless steel drainage pan and built-in paper roll retainer/cutter. Designed for general use in treatment rooms for minor surgical procedures.
PT022	Cabinet, W-H, 2 Shelf, 2 DO, 30"x30"	1	C / C	
PT045	Base, ADA Sink	1	C / C	
PT071	Sink, Integral ADA	1	C / C	

## 4.4.2 Exam Room, EMG (PTEM1)

### Function:

The EMG room is designed to house the equipment to measure the electrical activity of muscles at rest and during contraction. Nerve conduction studies measure how well and how fast the nerves can send electrical signals. Patients in the PRC program often need specialized neuromuscular examinations to determine extent of nerve injury and prognosis. These rooms need to have reduced 60Hz electrical signals (no fluorescent lights, reduced computer equipment, etc.) The walls of the exam room should have lead-lined gypsum wall board in order to allow for these procedures.



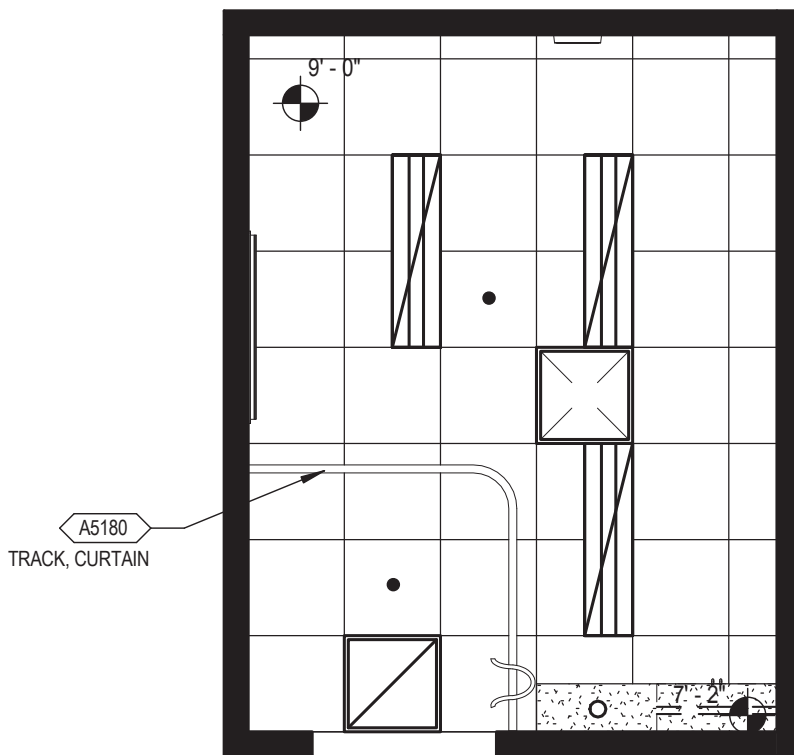
SCALE: 1/4" = 1'-0"



Polytrauma Rehabilitation Center • Outpatient Unit  
Floor/Equipment Plan (160 NSF/14.9 NSM)

NOTE: Guide plates are graphical representations of selected room types, illustrating the integration of space, components, systems, and equipment. They provide typical configurations and general technical guidance, and are not intended to be project specific. Specific infrastructure design requirements are contained in VA Design Manuals and Space Planning Criteria located in the VA Technical Information Library.

# Exam Room, EMG (PTEM1)



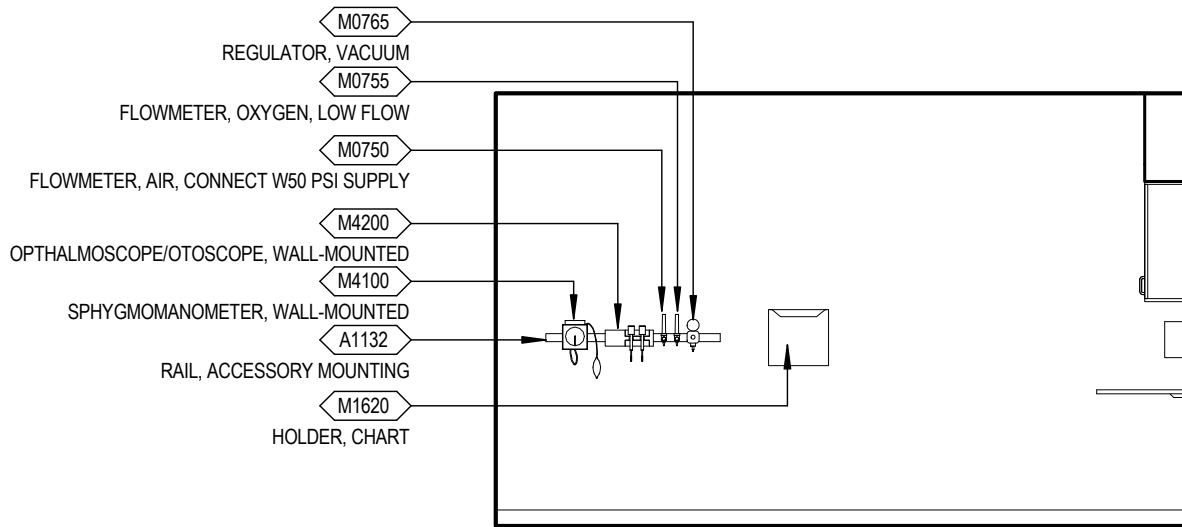
SCALE: 1/4" = 1'-0"



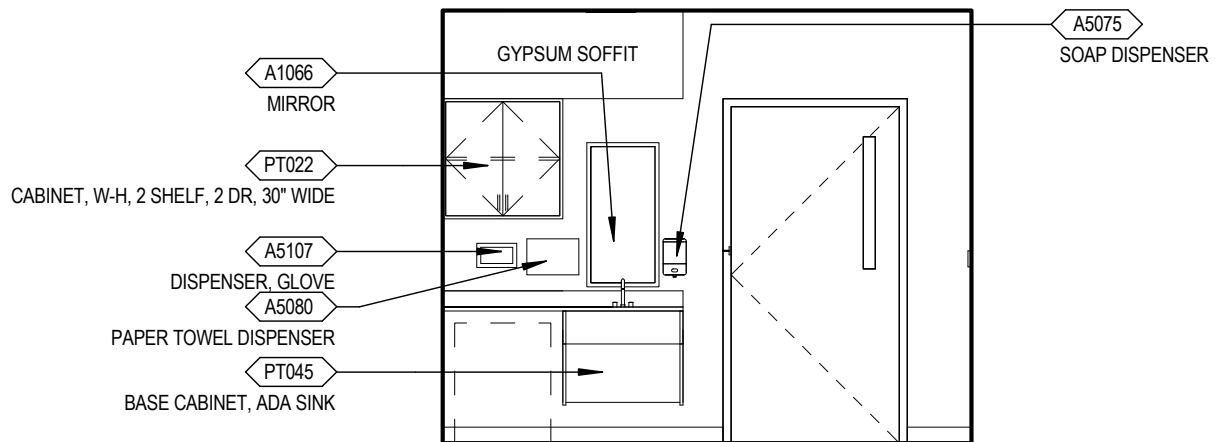
**Polytrauma Rehabilitation Center • Outpatient Unit  
Reflected Ceiling Plan**

NOTE: Guide plates are graphical representations of selected room types, illustrating the integration of space, components, systems, and equipment. They provide typical configurations and general technical guidance, and are not intended to be project specific. Specific infrastructure design requirements are contained in VA Design Manuals and Space Planning Criteria located in the VA Technical Information Library.

# Exam Room, EMG (PTEM1)



**Elevation 1**



**Elevation 2**

SCALE: 1/4" = 1'-0"

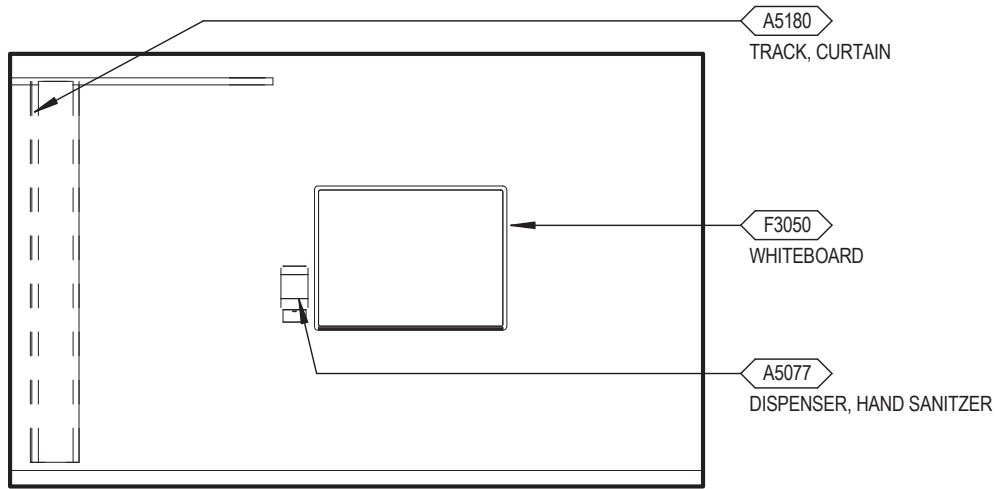


**Polytrauma Rehabilitation Center • Outpatient Unit**  
**Elevation(s)**

NOTE: Guide plates are graphical representations of selected room types, illustrating the integration of space, components, systems, and equipment. They provide typical configurations and general technical guidance, and are not intended to be project specific. Specific infrastructure design requirements are contained in VA Design Manuals and Space Planning Criteria located in the VA Technical Information Library.



# Exam Room, EMG (PTEM1)



**Elevation 3**

SCALE: 1/4" = 1'-0"

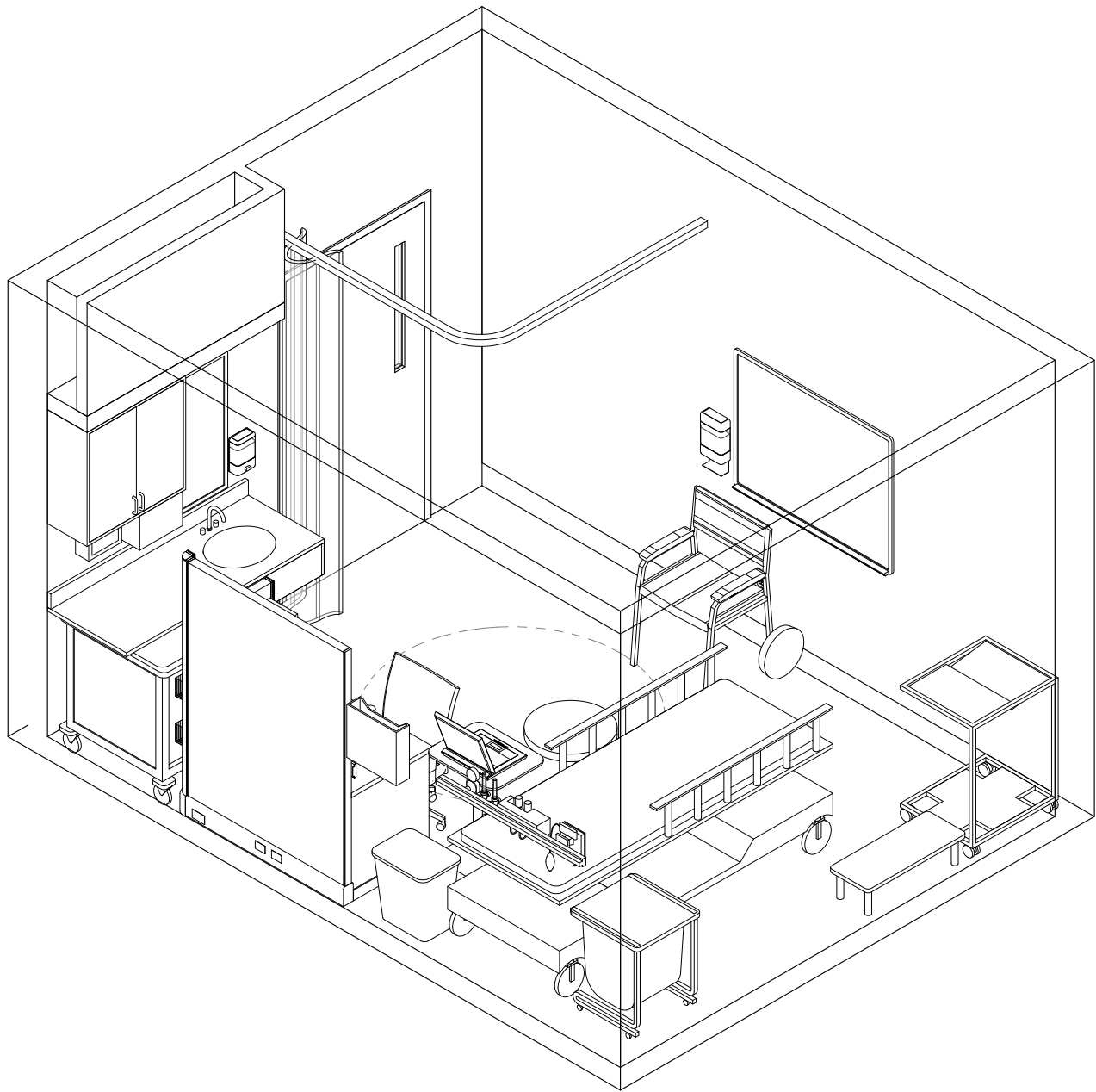


**Polytrauma Rehabilitation Center • Outpatient Unit  
Elevation(s)**

NOTE: Guide plates are graphical representations of selected room types, illustrating the integration of space, components, systems, and equipment. They provide typical configurations and general technical guidance, and are not intended to be project specific. Specific infrastructure design requirements are contained in VA Design Manuals and Space Planning Criteria located in the VA Technical Information Library.

---

## Exam Room, EMG (PTEM1)



---

### Polytrauma Rehabilitation Center • Outpatient Unit Room/Equipment Isometric

NOTE: Guide plates are graphical representations of selected room types, illustrating the integration of space, components, systems, and equipment. They provide typical configurations and general technical guidance, and are not intended to be project specific. Specific infrastructure design requirements are contained in VA Design Manuals and Space Planning Criteria located in the VA Technical Information Library.

---

# Exam Room, EMG (PTEM1)

## Room Data Sheet

ARCHITECTURAL	
Ceiling	Acoustical Ceiling Tile
Ceiling Height	9'-0" to 10'-0"
Wall Finish	Gypsum Wallboard / Paint
Base	Resilient Base
Floor Finish	Rubber Flooring or Resilient Sheet Flooring
Door	3'-8" x 7'-0", Wood or Metal, Tempered Glass
Hardware	1K
Noise (STC Rating)	45 Slab-to-slab construction
Depression	None Special
Construction	Solid surface counter with integral sink, wall hung cabinets, and base cabinets

HVAC	
Dry Bulb Temp Cooling	75° F (24° C)
Dry Bulb Temp Heating:	70° F (21° C)
Minimum Outside Air:	2 Air Changes/Hr
100% Exhaust Air	—
Noise Criteria	NC35
Relative Humidity/Cooling:	60%
Relative Humidity/Heating	20%
Minimum Air Changes/Hr.	6
Room Pressure	Neutral
AC Load Lights	As Required
AC Load Equipment	As Required
Number of People	2 or 3

LIGHTING
General:
1. 1'x4' Direct/Indirect Light fixture, Linear prismatic fully frosted acrylic lens with F32T8 lamps, 5000 °K, CRI = 85
2. Downlight
3. Under cabinet light
4. Provides ballasts per fixture for desired switching configuration
5. Lighting level: 50fc

COMMUNICATIONS	
Patient Monitor	
Nurse Call	Yes
Security/Duress	
CCTV	
Telephone	Yes
Pub Address	
Radio	
Data	Yes
Panic Call	
Battery Operated Clock	Yes
Intercom (Phone)	
Staff Assist	Yes

POWER	
General	Yes
Special	Yes
Emergency	Yes

PLUMBING AND MEDICAL GASES	
Cold Water	Yes
Hot Water	Yes
Laboratory Air	
Laboratory Vacuum	
Sanitary/Vent	Yes
Medical Air	
Medical Vacuum	
Oxygen	
Nitrous Oxide	
Nitrogen	
Anesthesia Evac	

# Exam Room, EMG (PTEM1)

## Equipment List

JSN	NAME	QTY	AI	DESCRIPTION
A1066	Mirror, Float Glass, With SS Frame, 36x18	1	C / C	A high quality 1/4" polished float glass mirror 36X18, framed in a one-piece, bright polished, stainless steel channel frame with 90° mitered corners. All edges of the mirror are protected by absorbing filler strips. Mirror has a galvanized steel back with integral horizontal hanging brackets and wall hanger for concealed mounting. For mounting above single wall mounted lavatories located in toilet areas, Doctors examination offices, etc. May also be used above double lavatories, either wall or countertop mounted, found in restroom areas.
A1132	Rail, Accessory Mounting, Length As Required	1	V / V	Horizontal mounting rail will consist of lock mounting devices capable of; supporting up to 75 pounds each, being repositioned, and mounting and dismounting of equipment without the use of tools. The rail must be capable of supporting medical equipment and accessories normally found in exam or patient rooms. The rail system must be capable of mounting and dismounting equipment without leaving or creating new holes in the finished surface of the wall.
A5075	Dispenser, Soap, Disposable	1	V / V	Disposable soap dispenser. One-handed dispensing operation. Designed to accommodate disposable soap cartridge and valve.
A5077	Dispenser, Hand Sanitizer, Hands-Free	1	C / C	A touch free wall-mounted hand sanitizer dispenser. For use throughout a healthcare facility. Unit does not include the sanitizing liquid. Units are battery operated.
A5080	Dispenser, Paper Towel, SS, Surface Mounted	1	C / C	A surface mounted, satin finish stainless steel, single-fold, paper towel dispenser. Dispenser features: tumbler lock; front hinged at bottom; and refill indicator slot. Minimum capacity 400 single-fold paper towels. For general purpose use throughout the facility.
A5107	Dispenser, Glove, Surgical/Examination, Wall Mntd	1	V / V	Examination glove dispenser box for wall mounting. Fabricated of either cold rolled steel with a white baked enamel finish, plastic or acrylic. Provided with wall bracket to facilitate mounting and demounting.
A5108	Waste Disposal Unit, Sharps	1	V / V	A container for collecting and transporting syringes and other sharps for decontamination and disposal. Available in 2 gallon and 8 gallon with locking rotor. Complies with OSHA regulations for handling sharps.
A5145	Hook, Garment, Double, SS, Surface Mounted	1	C / C	A surface mounted, satin finish stainless steel, double garment hook. Equipped with a concealed mounting bracket that is secured to a concealed wall plate. For general purpose use throughout the facility to hang various items of apparel.
A5180	Track, Cubicle, Surface Mounted, With Curtain	AR	C / C	Surface mounted cubicle track, with curtain. Track constructed of thick extruded aluminum. Equipped with self lubricating carriers, beaded drop chain hooks, and flame resistant curtain. To include removable end caps. Designed to be suspended around patient areas where privacy is needed. Price listed is per foot of the track, curtains to be priced per quote.

# Exam Room, EMG (PTEM1)

## Equipment List

CT020	Countertop, Solid Surface	AR	C / C	A solid, nonporous countertop with a smooth seamless appearance. Easy to clean and maintain and with proper cleaning does not support the growth of mold. An acrylic-based solid surface product. Standard thickness of 1", and a 4" butt backsplash/curb. Also referred to as a work surface or work top. Available in a choice of colors and depths. Used in lab and other hospital areas requiring optimum physical and chemical resisting properties.
E0117	Workstation, Straight, Free Standing, 48" W	1	V / V	This JSN will provide a whole work station typical to quickly plan work areas in clinical or administrative spaces. There will be a price decrease if typical work stations are used with vertical hanging strips instead of panels. THIS TYPICAL INCLUDES:  2 standard solid panels; 1 panel connector, 2-way corner; 2 finished end hardware kits; 1 cantilevered work surface; 1 lockable flipper unit; 1 light; 1 tack board; 1 tool rail; 1 diagonal tray; 1 adjustable keyboard tray; 1 mobile pedestal, box/file; 1 support panel.
E0948	Cart, General Storage, Mobile, 42"H x 32"W x 22"D	1	V / V	THIS TYPICAL INCLUDES:  1 Cart Body, Style-A Narrow, w/Raised Edge Top  1 Accessory Rail, Side  2 Drawers, 3" H (76mm)  4 Drawers, 6" H (152mm)  Drawer Organizer Bins
F0205	Chair, Side With Arms	1	V / V	Upholstered side chair, 32" high X 21" wide X 23" deep with arms, padded seats and padded backs. Seat height is a minimum of 17". Available with or without sled base.
F0280	Chair, Swivel, Low Back	1	V / V	Low back contemporary swivel chair, 37" high X 25" wide X 31" deep with a five (5) caster swivel base, arms and foam padded seat and back upholstered with either woven textile fabric or vinyl.
F0340	Stool, Self Adjusting	1	V / V	Self adjusting stool. Consists of a foam padded upholstered seat with attached foot rest for added comfort. Mounted on swivel casters. Designed for doctor's use during examinations.
F0355	Footstool, Straight	1	V / V	Step stool. Used to assist patients getting on and off exam or surgical tables. Fitted with electrically conductive rubber tips.
F3050	Whiteboard, Dry Erase	1	C / C	Whiteboard unit, approximately 36" H x 48" W consisting of a white porcelain enamel writing surface with an attached chalk tray. Magnetic surface available. Image can be easily removed with a standard chalkboard eraser. For use with water color pens. Unit is ready to hang.
F2000	Basket, Wastepaper, Round, Metal	1	V / V	Round wastepaper basket, approximately 18" high X 16" diameter. This metal unit is used to collect and temporarily store small quantities of paper refuse in patient rooms, administrative areas and nursing stations.

# Exam Room, EMG (PTEM1)

## Equipment List

F3200	Clock, Battery, 12" Diameter	1	V / V	Clock, 12" diameter. Round surface, easy to read numbers with sweep second hand. Wall mounted unit for use when impractical to install a fully synchronized clock system. Battery operated, (batteries not included).
M0750	Flowmeter, Air, Connect w/50 PSI Supply	1	V / V	Air flowmeter. Unit has a stainless steel needle valve with clear flow-tube for connection to 50 PSI air outlet from central pipeline system. Requires the appropriate adapter for connection to the wall outlet and fitting to connect to tubing. Database prices reflect fittings with an attached DISS power outlet. Other outlet and adapter configurations are available.
M0755	Flowmeter, Oxygen, Low Flow	1	V / V	Oxygen flowmeter. Consists of a clear crystal flowtube calibrated to 3.5 or 8 LPM depending on manufacturer. For oxygen regulation in hospital settings. Database pricing includes DISS fitting and DISS power outlet and wall adapter. Other fitting and adapter configurations are available.
M0765	Regulator, Vacuum	1	V / V	An air/oxygen mixer is designed to accurately control a pressurized gas mixing with an oxygen concentration. Unit contains audible alarms to warn of supply failure, an auxiliary outlet and a oxygen concentration control adjustment range from 21% to 100%. The unit can also be used to supply an accurate pre-mixed gas source to respiration or ventilator units. A specific application may require an additional air inlet filter/ water trap.
M1620	Holder, Chart, Patient, Wall or Door Mounted	1	C / C	Wall or door mounted patient chart holder. Constructed of durable plastic or metal. Used for holding patient records. Size as required.
M1801	Computer, Micro-processing, w/Flat Panel Monitor	1	V / V	Desk top microprocessing computer. The unit shall consist of a central processing mini tower, flat panel monitor, keyboard, mouse and speakers. The system shall have the following minimum characteristics: a 2.8 GHz Pentium processor; 512 MB memory; 80GB hard drive; 32/48x CD-ROMDVD combo; 1.44MB network interface card; video 32 MB NVIDIA; a 18 inch flat panel monitor. The computer is used throughout the facility to input, manipulate and retrieve information.
M1825	Printer, Computer	1	V / V	High resolution computer printer with a variety of type styles and sheet/envelope feeder trays. Database information reflects network ready, medium duty office style laser printers. Other types of printers (bubble jet, dot matrix, line or plotter) as well as light or heavy use capabilities are available.
M3070	Hamper, Linen, Mobile, w/Lid	1	V / V	Mobile linen hamper with hand or foot operated lid. Made of heavy tubular stainless steel with heavy gauge welded steel platform. Holds 25" hamper bags. Mounted on ball bearing casters. For linen transport in hospitals and clinics.
M3072	Frame, Infectious Waste Bag w/Lid	1	V / V	Frame for an infectious waste collection bag. Made of heavy tubular stainless steel with heavy gauge welded steel platform. Adjust to hold 18" or 25" trash bags. Mounted on ball bearing casters and includes permanently mounted hinged lid. Provides means of bagging infectious waste at point of waste generation.

# Exam Room, EMG (PTEM1)

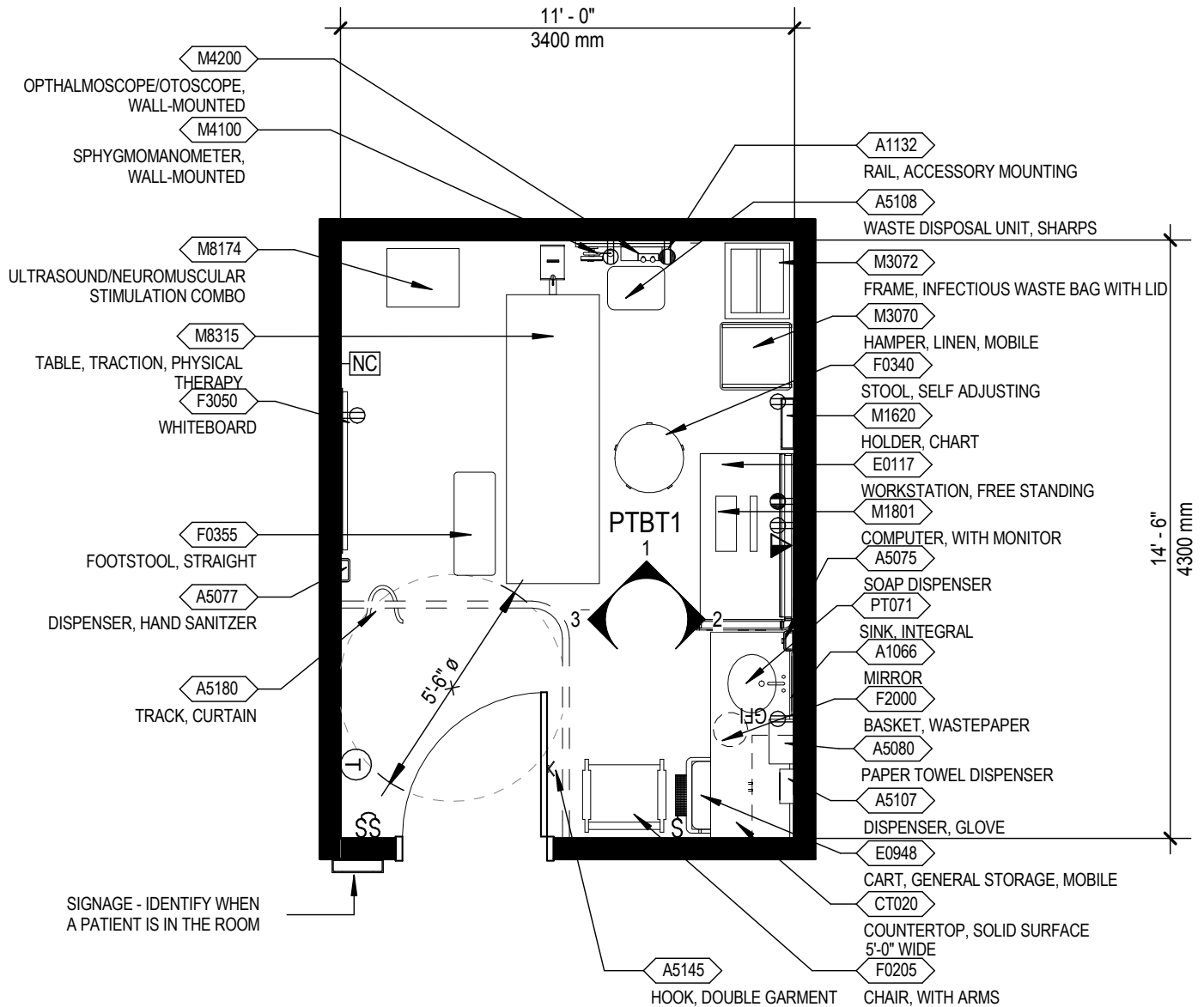
## Equipment List

M4100	Sphygmomanometer, Aneroid, Wall Mounted	1	V / V	Aneroid sphygmomanometer. Unit is wall mounted and has large graphic dial display for easy reading from all angles. It has a 90 degree (angle) swivel and 10 degree (angle) forward tilt to reduce glare. Unit accuracy is within 1% of reading. Sturdy impact-resistant construction.
M4200	Otoscope/Ophthalmoscope, Wall Mounted	1	V / V	Wall mounted otoscope and ophthalmoscope. Includes 6 foot line cord and plug and accepts and includes two handles. Contains head turn-on/turn-off, built-in speculum tray and 8 foot coiled cords. Unit is designed for use in patient exam rooms.
M4655	Stretcher, Mobile, CRS, 9 Position	1	V / V	Mobile stretcher. All corrosion resistant stainless steel construction. It consists of a tubular frame with side rails, a 9-position hydraulic base with pneumatic fowler adjustment, and a 2" pad. Unit is mounted on 8" conductive casters. Designed for patient transport as well as for minor surgical procedures.
M7725	Electromyograph	1	V / V	Unit consists of a microcomputer, leads, electrically isolated amplifiers, stimulators, display and storage capabilities. The system measures muscular electrical activity during contractions which the patient or a stimulator can induce. Specific applications include nerve conduction studies to detect myelopathies (myelin degradation), neuropathies (nerve compression) or myopathies (muscle disease). Most units also include an evoked potential capability. See related auditory evoked potential units at JSN M0035 and similar electronystagmographs at JSN M7730.
PT022	Cabinet, W-H, 2 Shelf, 2 DO, 30"x30"	1	C / C	
PT045	Base, ADA Sink	1	C / C	
PT071	Sink, Integral ADA	1	C / C	

## 4.4.3 Exam Room, Chiropractic (PTBT1)

### Function:

Patients in the PRC program are faced with musculoskeletal problems at times require chiropractic treatment integrated with traditional care to help improve recovery. The chiropractic rooms should be flexible to accommodate traction tables and provide patients in wheelchairs with the ability to transfer to and from the table on either the left or right side.



SCALE: 1/4" = 1'-0"

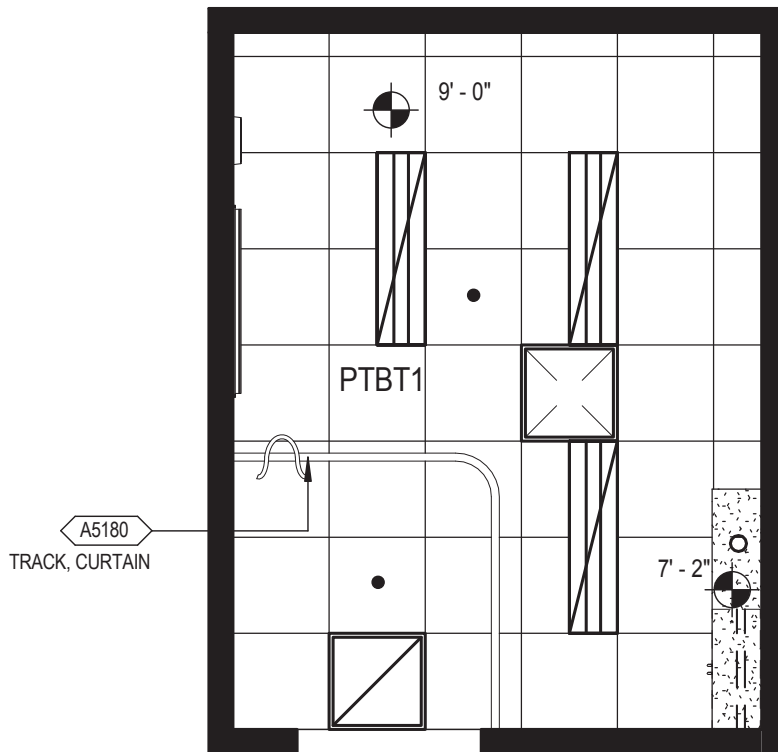


Polytrauma Rehabilitation Center • Outpatient Unit  
Floor/Equipment Plan (160 NSF/14.9 NSM)

NOTE: Guide plates are graphical representations of selected room types, illustrating the integration of space, components, systems, and equipment. They provide typical configurations and general technical guidance, and are not intended to be project specific. Specific infrastructure design requirements are contained in VA Design Manuals and Space Planning Criteria located in the VA Technical Information Library.



# Exam Room, Chiropractic (PTBT1)



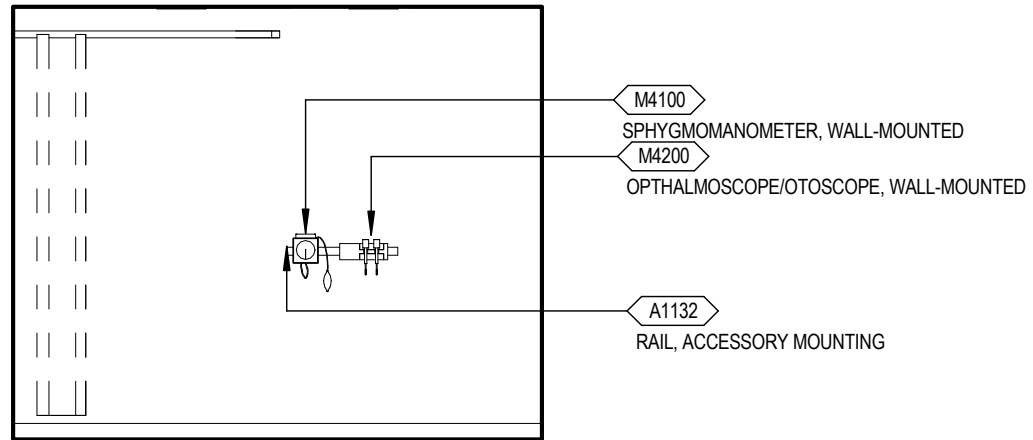
SCALE: 1/4" = 1'-0"



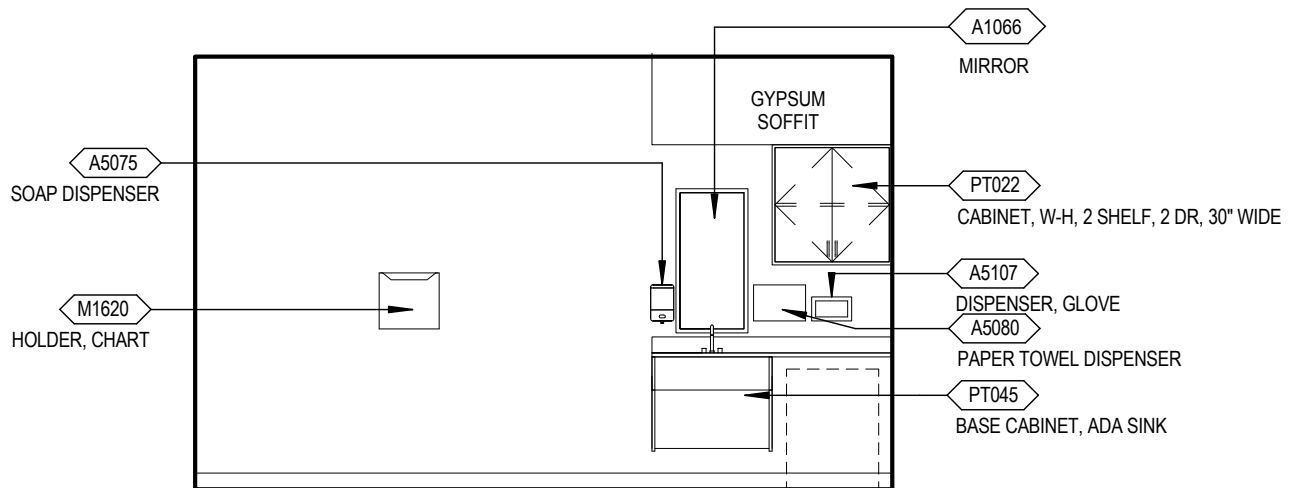
**Polytrauma Rehabilitation Center • Outpatient Unit  
Reflected Ceiling Plan**

NOTE: Guide plates are graphical representations of selected room types, illustrating the integration of space, components, systems, and equipment. They provide typical configurations and general technical guidance, and are not intended to be project specific. Specific infrastructure design requirements are contained in VA Design Manuals and Space Planning Criteria located in the VA Technical Information Library.

# Exam Room, Chiropractic (PTBT1)



**Elevation 1**



**Elevation 2**

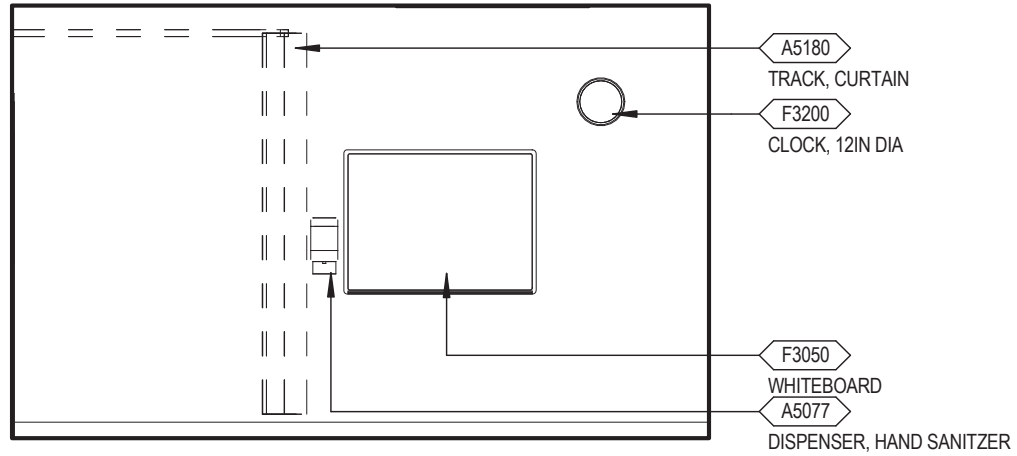
SCALE: 1/4" = 1'-0"



**Polytrauma Rehabilitation Center • Outpatient Unit  
Elevation(s)**

NOTE: Guide plates are graphical representations of selected room types, illustrating the integration of space, components, systems, and equipment. They provide typical configurations and general technical guidance, and are not intended to be project specific. Specific infrastructure design requirements are contained in VA Design Manuals and Space Planning Criteria located in the VA Technical Information Library.

# Exam Room, Chiropractic (PTBT1)



**Elevation 3**

SCALE: 1/4" = 1'-0"

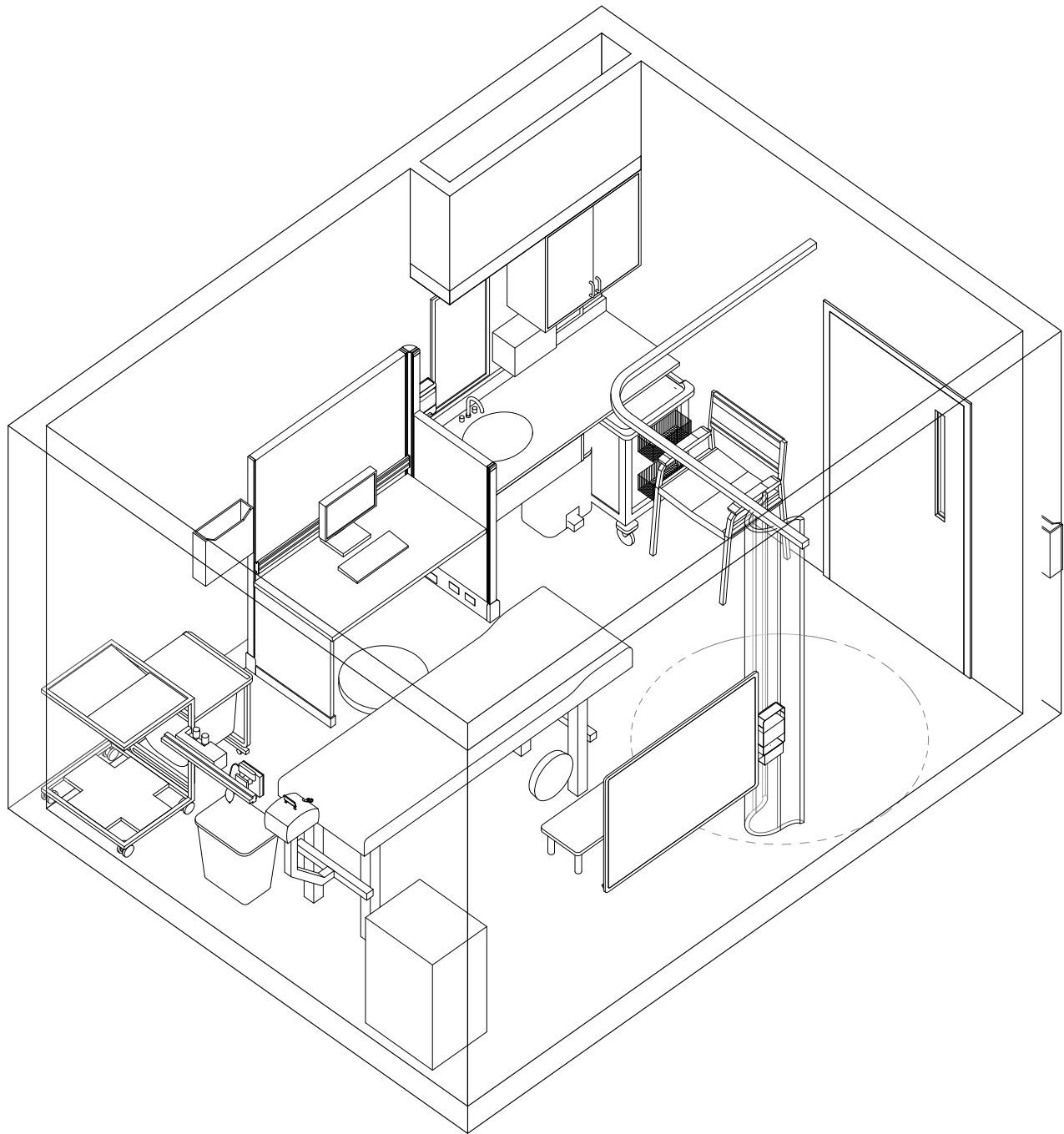


**Polytrauma Rehabilitation Center • Outpatient Unit  
Elevation(s)**

NOTE: Guide plates are graphical representations of selected room types, illustrating the integration of space, components, systems, and equipment. They provide typical configurations and general technical guidance, and are not intended to be project specific. Specific infrastructure design requirements are contained in VA Design Manuals and Space Planning Criteria located in the VA Technical Information Library.

---

## Exam Room, Chiropractic (PTBT1)



---

### Polytrauma Rehabilitation Center • Outpatient Unit Room/Equipment Isometric

NOTE: Guide plates are graphical representations of selected room types, illustrating the integration of space, components, systems, and equipment. They provide typical configurations and general technical guidance, and are not intended to be project specific. Specific infrastructure design requirements are contained in VA Design Manuals and Space Planning Criteria located in the VA Technical Information Library.

---

# Exam Room, Chiropractic (PTBT1)

## Room Data Sheet

ARCHITECTURAL	
Ceiling	Acoustical Ceiling Tile
Ceiling Height	9'-0" to 10'-0"
Wall Finish	Gypsum Wallboard / Paint
Base	Resilient Base
Floor Finish	Solid Vinyl Floor Tile
Door	3'-6" x 7'-0", Wood or Metal
Hardware	1K
Noise (STC Rating)	45 Slab-to-slab construction
Depression	None Special
Construction	Solid Surface counter with integral sink, wall hung cabinets, and base cabinets

HVAC	
Dry Bulb Temp Cooling	75° F (24° C)
Dry Bulb Temp Heating:	70° F (21° C)
Minimum Outside Air:	2 Air Changes/HR
100% Exhaust Air	—
Noise Criteria	NC35
Relative Humidity/Cooling:	60%
Relative Humidity/Heating	20%
Minimum Air Changes/Hr.	6
Room Pressure	Neutral
AC Load Lights	As Required
AC Load Equipment	As Required
Number of People	2 or 3

LIGHTING	
General:	
1. 1'x4' Direct/Indirect Light fixture, Linear prismatic fully frosted acrylic lens with F32T8 lamps, 5000 °K, CRI = 85	
2. Downlight	
3. Under cabinet light	
4. Provides ballasts per fixture for desired switching configuration	
5. Lighting Level: 50fc	

COMMUNICATIONS	
Patient Monitor	
Nurse Call	Yes
Security/Duress	
CCTV	
Telephone	Yes
Pub Address	
Radio	
Data	Yes
Panic Call	
Battery Operated Clock	Yes
Intercom (Phone)	
Staff Assist	Yes

POWER	
General	Yes
Special	Yes
Emergency	Yes

PLUMBING AND MEDICAL GASES	
Cold Water	Yes
Hot Water	Yes
Laboratory Air	
Laboratory Vacuum	
Sanitary/Vent	Yes
Medical Air	
Medical Vacuum	
Oxygen	
Nitrous Oxide	
Nitrogen	
Anesthesia Evac	

# Exam Room, Chiropractic (PTBT1)

## Equipment List

JSN	NAME	QTY	AI	DESCRIPTION
A1066	Mirror, Float Glass, With SS Frame	1	C / C	A high quality 1/4" polished float glass mirror 36X18, framed in a one-piece, bright polished, stainless steel channel frame with 90° mitered corners. All edges of the mirror are protected by absorbing filler strips. Mirror has a galvanized steel back with integral horizontal hanging brackets and wall hanger for concealed mounting. For mounting above single wall mounted lavatories located in toilet areas, Doctors examination offices, etc. May also be used above double lavatories, either wall or countertop mounted, found in restroom areas.
A1132	Rail, Accessory Mounting, Length As Required	1	V / V	Horizontal mounting rail will consist of lock mounting devices capable of; supporting up to 75 pounds each, being repositioned, and mounting and dismounting of equipment without the use of tools. The rail must be capable of supporting medical equipment and accessories normally found in exam or patient rooms. The rail system must be capable of mounting and dismounting equipment without leaving or creating new holes in the finished surface of the wall.
A5075	Dispenser, Soap, Disposable	1	V / V	Disposable soap dispenser. One-handed dispensing operation. Designed to accommodate disposable soap cartridge and valve.
A5077	Dispenser, Hand Sanitizer, Hands-Free	1	C / C	A touch free wall-mounted hand sanitizer dispenser. For use throughout a healthcare facility. Unit does not include the sanitizing liquid. Units are battery operated.
A5080	Dispenser, Paper Towel, SS, Surface Mounted	1	C / C	A surface mounted, satin finish stainless steel, single-fold, paper towel dispenser. Dispenser features: tumbler lock; front hinged at bottom; and refill indicator slot. Minimum capacity 400 single-fold paper towels. For general purpose use throughout the facility.
A5107	Dispenser, Glove, Surgical/Examination, Wall Mntd	1	V / V	Examination glove dispenser box for wall mounting. Fabricated of either cold rolled steel with a white baked enamel finish, plastic or acrylic. Provided with wall bracket to facilitate mounting and demounting.
A5108	Waste Disposal Unit, Sharps	1	V / V	A container for collecting and transporting syringes and other sharps for decontamination and disposal. Available in 2 gallon and 8 gallon with locking rotor. Complies with OSHA regulations for handling sharps.
A5145	Hook, Garment, Double, SS, Surface Mounted	1	C / C	A surface mounted, satin finish stainless steel, double garment hook. Equipped with a concealed mounting bracket that is secured to a concealed wall plate. For general purpose use throughout the facility to hang various items of apparel.
A5180	Track, Cubicle, Surface Mounted, With Curtain	1	C / C	Surface mounted cubicle track, with curtain. Track constructed of thick extruded aluminum. Equipped with self lubricating carriers, beaded drop chain hooks, and flame resistant curtain. To include removable end caps. Designed to be suspended around patient areas where privacy is needed. Price listed is per foot of the track, curtains to be priced per quote.

# Exam Room, Chiropractic (PTBT1)

## Equipment List

CT020	Countertop, Solid Surface	AR	C / C	A solid, nonporous countertop with a smooth seamless appearance. Easy to clean and maintain and with proper cleaning does not support the growth of mold. An acrylic-based solid surface product. Standard thickness of 1", and a 4" butt backsplash/curb. Also referred to as a work surface or work top. Available in a choice of colors and depths. Used in lab and other hospital areas requiring optimum physical and chemical resisting properties.
E0117	Workstation, Straight, Free Standing, 48" W	1	V / V	This JSN will provide a whole work station typical to quickly plan work areas in clinical or administrative spaces. There will be a price decrease if typical work stations are used with vertical hanging strips instead of panels. THIS TYPICAL INCLUDES:  2 standard solid panels; 1 panel connector, 2-way corner; 2 finished end hardware kits; 1 cantilevered work surface; 1 lockable flipper unit; 1 light; 1 tack board; 1 tool rail; 1 diagonal tray; 1 adjustable keyboard tray; 1 mobile pedestal, box/file; 1 support panel.
E0948	Cart, General Storage, Mobile, 42"H x 32"W x 22"D	1	V / V	THIS TYPICAL INCLUDES:  1 Cart Body, Style-A Narrow, w/Raised Edge Top  1 Accessory Rail, Side  2 Drawers, 3" H (76mm)  4 Drawers, 6" H (152mm)  Drawer Organizer Bins
F0205	Chair, Side With Arms	1	V / V	Upholstered side chair, 32" high X 21" wide X 23" deep with arms, padded seats and padded backs. Seat height is a minimum of 17". Available with or without sled base.
F0340	Stool, Self Adjusting	1	V / V	Self adjusting stool. Consists of a foam padded upholstered seat with attached foot rest for added comfort. Mounted on swivel casters. Designed for doctor's use during examinations.
F0355	Footstool, Straight	AR	V / V	Step stool. Used to assist patients getting on and off exam or surgical tables. Fitted with electrically conductive rubber tips.
F2000	Basket, Wastepaper, Round, Metal	1	V / V	Round wastepaper basket, approximately 18" high X 16" diameter. This metal unit is used to collect and temporarily store small quantities of paper refuse in patient rooms, administrative areas and nursing stations.
F3050	Whiteboard, Dry Erase	1	C / C	Whiteboard unit, approximately 36" H x 48" W consisting of a white porcelain enamel writing surface with an attached chalk tray. Magnetic surface available. Image can be easily removed with a standard chalkboard eraser. For use with water color pens. Unit is ready to hang.
M1620	Holder, Chart, Patient, Wall or Door Mounted	1	C / C	Wall or door mounted patient chart holder. Constructed of durable plastic or metal. Used for holding patient records. Size as required.

# Exam Room, Chiropractic (PTBT1)

## Equipment List

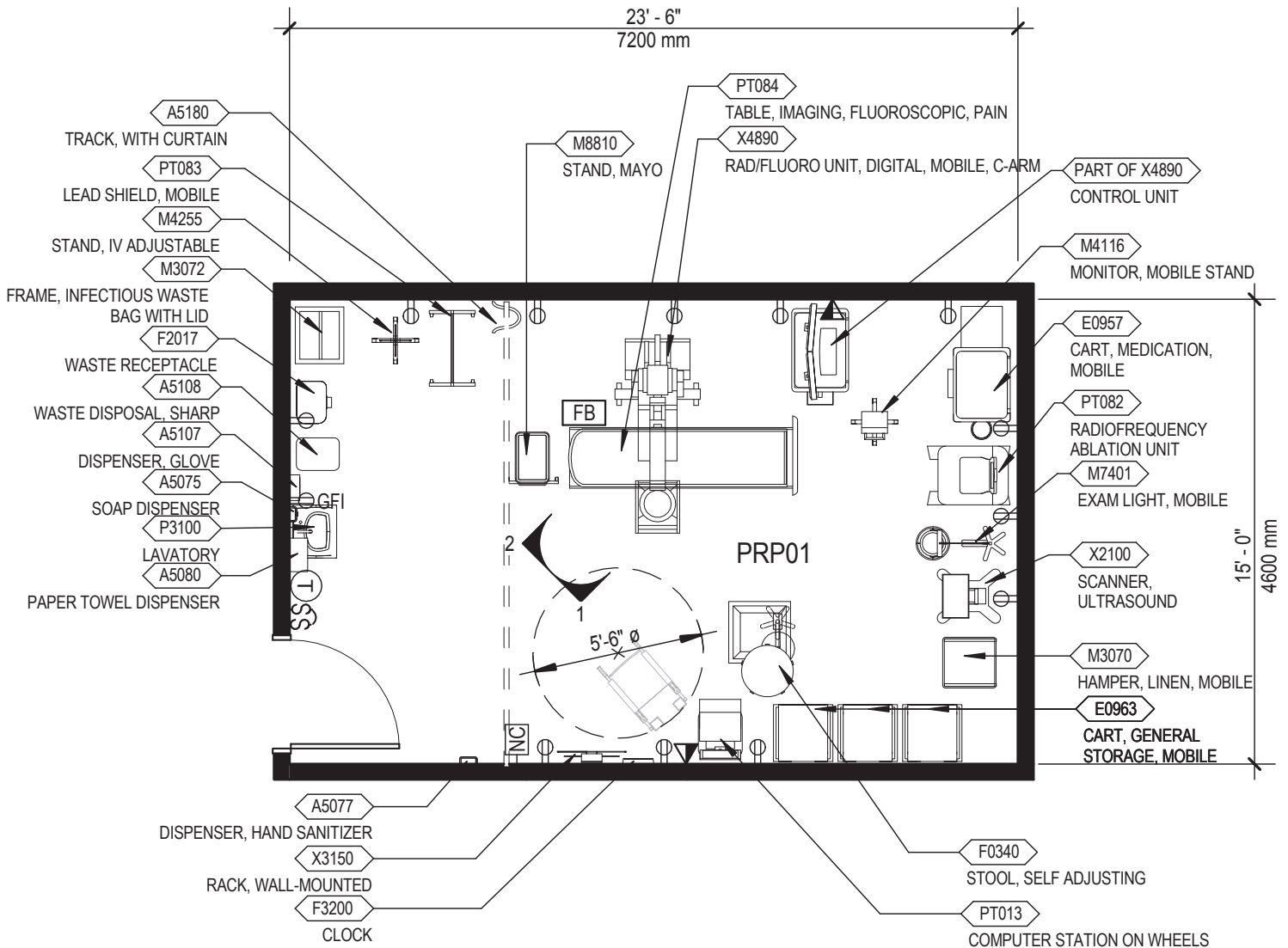
M1801	Computer, Micro-processing, w/Flat Panel Monitor	1	V / V	Desk top microprocessing computer. The unit shall consist of a central processing mini tower, flat panel monitor, keyboard, mouse and speakers. The system shall have the following minimum characteristics: a 2.8 GHz Pentium processor; 512 MB memory; 80GB hard drive; 32/48x CD-ROMDVD combo; 1.44MB network interface card; video 32 MB NVIDIA; a 18 inch flat panel monitor. The computer is used throughout the facility to input, manipulate and retrieve information.
M3070	Hamper, Linen, Mobile, w/Lid	1	V / V	Mobile linen hamper with hand or foot operated lid. Made of heavy tubular stainless steel with heavy gauge welded steel platform. Holds 25" hamper bags. Mounted on ball bearing casters. For linen transport in hospitals and clinics.
M3072	Frame, Infectious Waste Bag w/Lid	1	V / V	Frame for an infectious waste collection bag. Made of heavy tubular stainless steel with heavy gauge welded steel platform. Adjust to hold 18" or 25" trash bags. Mounted on ball bearing casters and includes permanently mounted hinged lid. Provides means of bagging infectious waste at point of waste generation.
M4100	Sphygmomanometer, Aneroid, Wall Mounted	1	V / V	Aneroid sphygmomanometer. Unit is wall mounted and has large graphic dial display for easy reading from all angles. It has a 90 degree (angle) swivel and 10 degree (angle) forward tilt to reduce glare. Unit accuracy is within 1% of reading. Sturdy impact-resistant construction.
M4200	Otoscope/Ophthalmoscope, Wall Mounted	1	V / V	Wall mounted otoscope and ophthalmoscope. Includes 6 foot line cord and plug and accepts and includes two handles. Contains head turn-on/turn-off, built-in speculum tray and 8 foot coiled cords. Unit is designed for use in patient exam rooms.
M8174	Ultrasound/Neuromuscular Stimulation Combo Unit	1	V / V	Ultrasound unit in combination with a neuromuscular stimulator; unit can deliver both types of treatments simultaneously or individually. The ultrasound unit operates at one or more frequencies. The electrotherapy portion of the instrument can operate at set voltages or continuously variable across a range. Depending on the ultrasound frequency and electrotherapy voltage, the clinician selects one of several treatment unit heads. Some models feature microprocessor controls, data collection, data correlation and data downloading for analysis over time.
M8315	Table, Traction, Physical Therapy	1	V / V	Physical therapy traction table. Upholstered table top with a removable non-friction rolling lumbar section for smooth efficient traction. Mounting board is height adjustable. Some tables include traction units. Used in physical therapy during traction treatments.
PT022	Cabinet, W-H, 2 Shelf, 2 DO, 30"x30"	1	C / C	
PT045	Base, ADA Sink	1	C / C	
PT071	Sink, Integral ADA	1	C / C	



## 4.4.4 Procedure Room, Pain (PRP01)

### Function:

The pain procedure room functions as a space to provide patients with spinal injections, trigger point injections, and possible nerve blocks as well as other minor procedures that have made substantial differences in helping reduce pain in the polytrauma patient population. The C-arm in the room is portable in order to be positioned as necessary per each procedure.



SCALE: 3/16" = 1'-0"

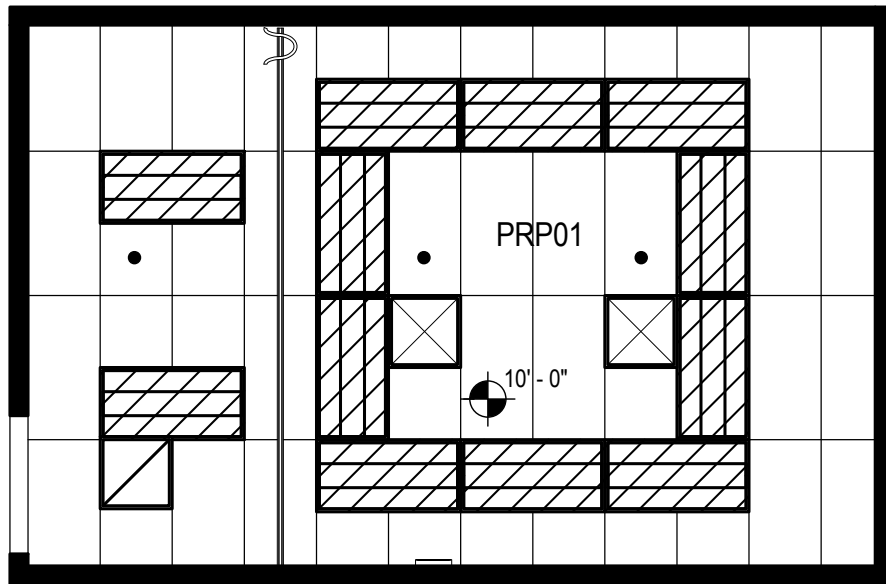


### Polytrauma Rehabilitation Center • Outpatient Unit Floor/Equipment Plan (350 NSF/32.6 NSM)

NOTE: Guide plates are graphical representations of selected room types, illustrating the integration of space, components, systems, and equipment. They provide typical configurations and general technical guidance, and are not intended to be project specific. Specific infrastructure design requirements are contained in VA Design Manuals and Space Planning Criteria located in the VA Technical Information Library.



# Procedure Room, Pain (PRP01)



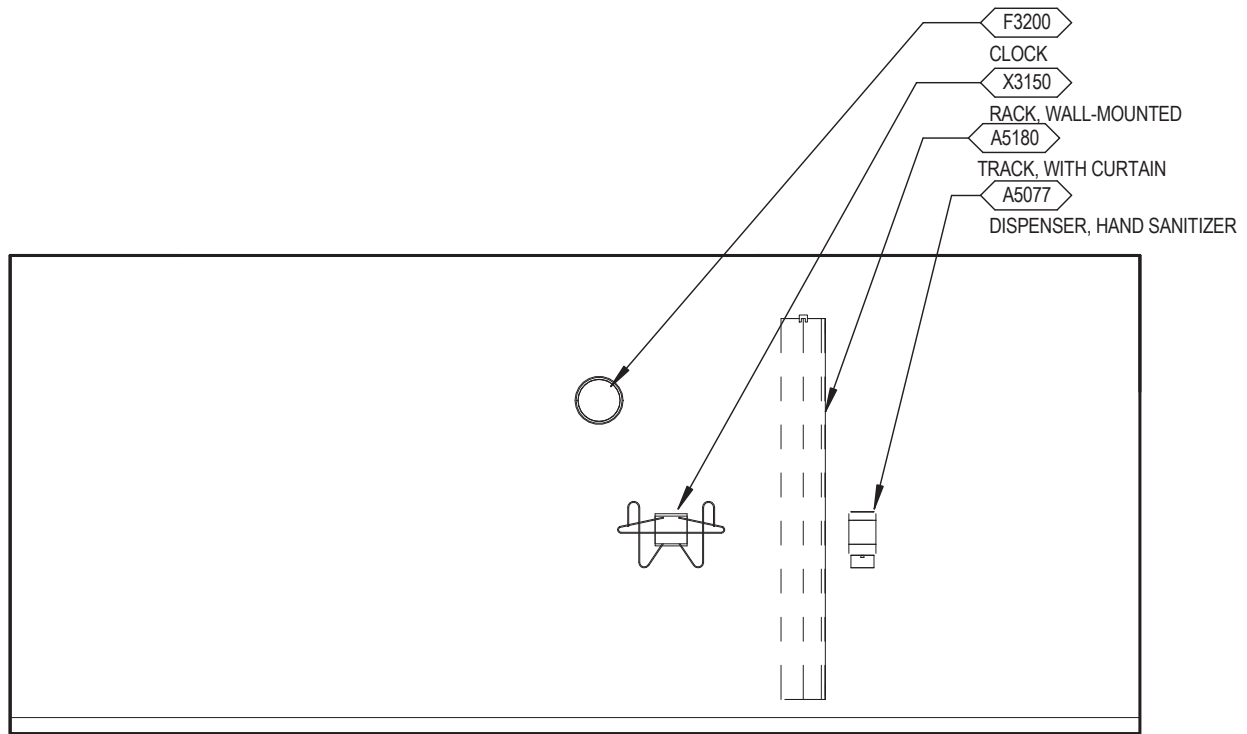
SCALE: 3/16" = 1'-0"



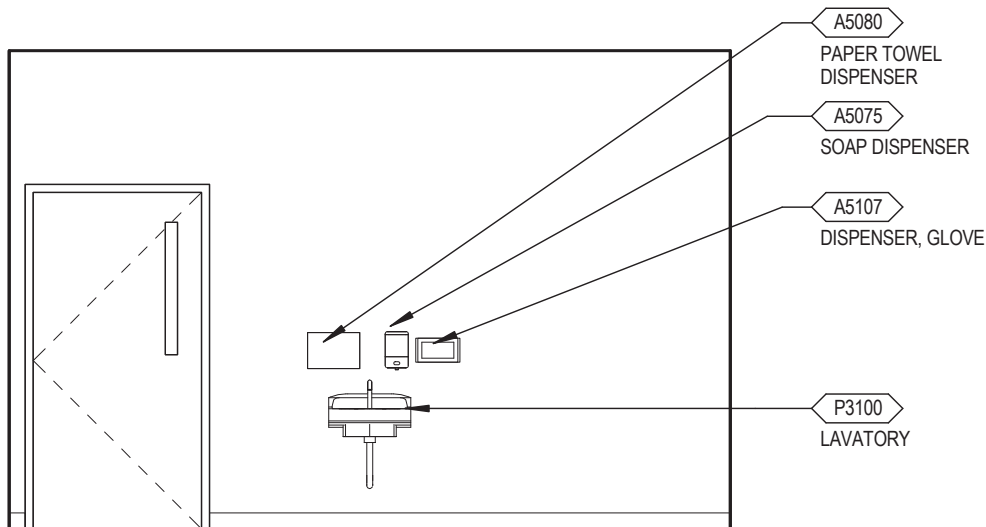
**Polytrauma Rehabilitation Center • Outpatient Unit  
Reflected Ceiling Plan**

NOTE: Guide plates are graphical representations of selected room types, illustrating the integration of space, components, systems, and equipment. They provide typical configurations and general technical guidance, and are not intended to be project specific. Specific infrastructure design requirements are contained in VA Design Manuals and Space Planning Criteria located in the VA Technical Information Library.

# Procedure Room, Pain (PRP01)



**Elevation 1**



**Elevation 2**

SCALE: 1/4" = 1'-0"

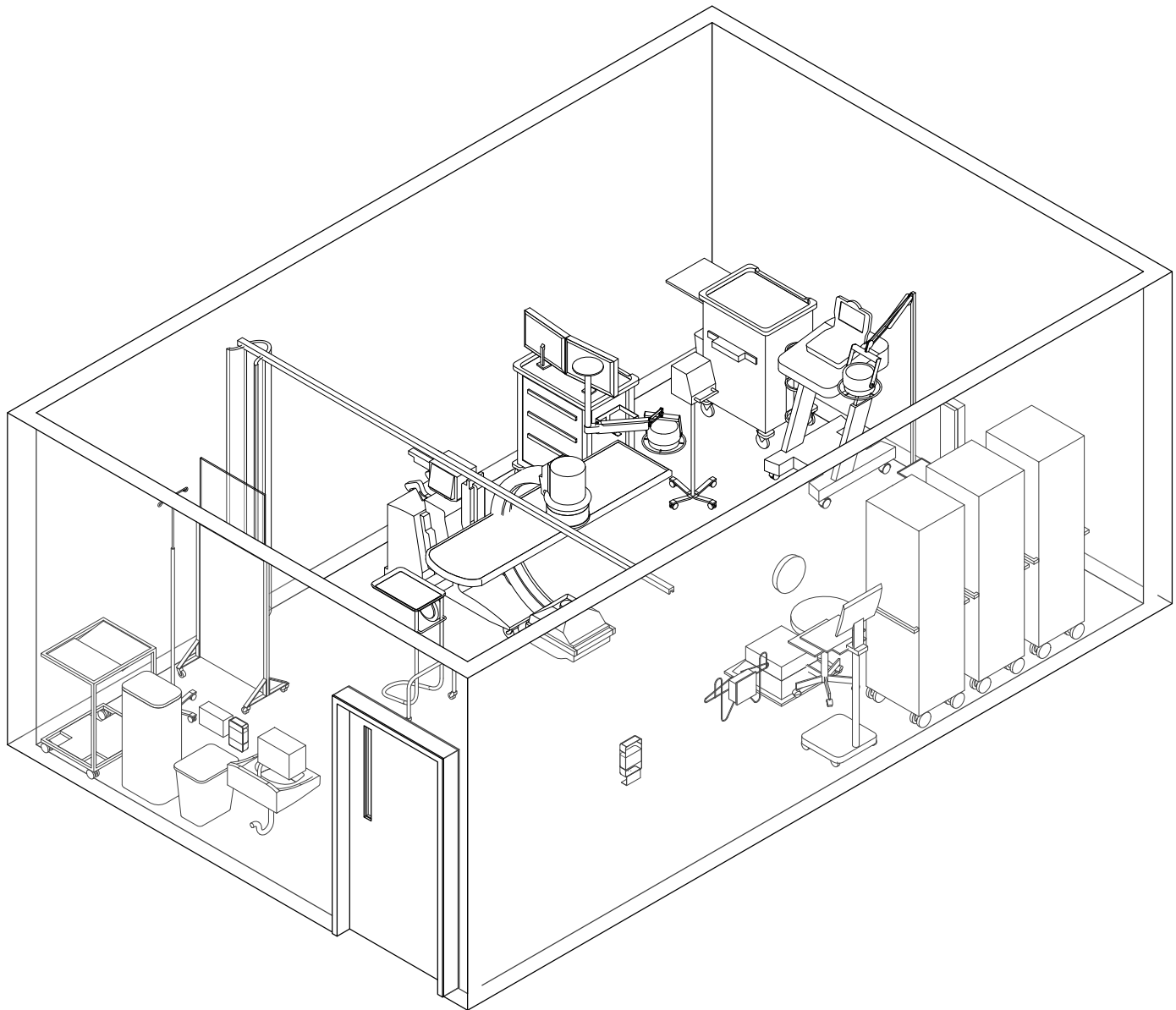


**Polytrauma Rehabilitation Center • Outpatient Unit  
Elevation(s)**

NOTE: Guide plates are graphical representations of selected room types, illustrating the integration of space, components, systems, and equipment. They provide typical configurations and general technical guidance, and are not intended to be project specific. Specific infrastructure design requirements are contained in VA Design Manuals and Space Planning Criteria located in the VA Technical Information Library.

---

## Procedure Room, Pain (PRP01)



---

### Polytrauma Rehabilitation Center • Outpatient Unit Room/Equipment Isometric

NOTE: Guide plates are graphical representations of selected room types, illustrating the integration of space, components, systems, and equipment. They provide typical configurations and general technical guidance, and are not intended to be project specific. Specific infrastructure design requirements are contained in VA Design Manuals and Space Planning Criteria located in the VA Technical Information Library.

---

# Procedure Room, Pain (PRP01)

## Room Data Sheet

ARCHITECTURAL	
Ceiling	Acoustical Ceiling Tile or Drywall
Ceiling Height	10'-0"
Wall Finish	Gypsum Wallboard/Special Coating
Base	Integral Flash Cove Base
Floor Finish	Welded Seam Sheet Flooring
Door	3'-6" x 7'-0"
Hardware	4P
Noise (STC Rating)	50 Slab-to-slab construction
Slab Depression	None
Construction	Wall mounted lavatory

HVAC	
Dry Bulb Temp Cooling	75° F (24° C)
Dry Bulb Temp Heating:	70° F (21° C)
Minimum Outside Air:	2 Air Changes/Hr
100% Exhaust Air	—
Noise Criteria	NC35
Relative Humidity/Cooling:	60%
Relative Humidity/Heating	20%
Minimum Air Changes/Hr.	6
Room Pressure	Positive (+)
AC Load Lights	As Required
AC Load Equipment	As Required
Number of People	4

LIGHTING	
General:	
1. 2'x4' Direct/Indirect Light fixture, linear prismatic fully frosted acrylic lens with F32T8 lamps, 3500 °K, CRI = 70	
2. Lighting Level: 100 fc	

COMMUNICATIONS	
Patient Monitor	
Nurse Call	Yes
Security/Duress	
CCTV	
Telephone	Yes
Pub Address	
Radio	
Data	Yes
Panic Call	
Battery Operated Clock	Yes
Intercom (Phone)	
Staff Assist	Yes

POWER	
General	Yes
Special	Yes
Emergency	Yes

PLUMBING AND MEDICAL GASES	
Cold Water	Yes
Hot Water	Yes
Laboratory Air	
Laboratory Vacuum	
Sanitary/Vent	Yes
Medical Air	
Medical Vacuum	
Oxygen	
Nitrous Oxide	
Nitrogen	
Anesthesia Evac	

# Procedure Room, Pain (PRP01)

## Equipment List

JSN	NAME	QTY	AI	DESCRIPTION
A5075	Dispenser, Soap, Disposable	1	V / V	Disposable soap dispenser. One-handed dispensing operation. Designed to accommodate disposable soap cartridge and valve.
A5077	Dispenser, Hand Sanitizer, Hands-Free	1	C / C	A touch free wall-mounted hand sanitizer dispenser. For use throughout a healthcare facility. Unit does not include the sanitizing liquid. Units are battery operated.
A5080	Dispenser, Paper Towel, SS, Surface Mounted	1	C / C	A surface mounted, satin finish stainless steel, single-fold, paper towel dispenser. Dispenser features: tumbler lock; front hinged at bottom; and refill indicator slot. Minimum capacity 400 single-fold paper towels. For general purpose use throughout the facility.
A5107	Dispenser, Glove, Surgical/Examination, Wall Mntd	1	V / V	Examination glove dispenser box for wall mounting. Fabricated of either cold rolled steel with a white baked enamel finish, plastic or acrylic. Provided with wall bracket to facilitate mounting and demounting.
A5108	Waste Disposal Unit, Sharps	1	V / V	A container for collecting and transporting syringes and other sharps for decontamination and disposal. Available in 2 gallon and 8 gallon with locking rotor. Complies with OSHA regulations for handling sharps.
A5180	Track, Cubicle, Surface Mounted, With Curtain	1	C / C	Surface mounted cubicle track, with curtain. Track constructed of thick extruded aluminum. Equipped with self lubricating carriers, beaded drop chain hooks, and flame resistant curtain. To include removable end caps. Designed to be suspended around patient areas where privacy is needed. Price listed is per foot of the track, curtains to be priced per quote.
E0957	Cart, Medication, Mobile, 42"H x 32"W x 22"D	1	V / V	THIS TYPICAL INCLUDES: 1 cart body, style-A narrow, w/raised edge top ; 1 lock bar; 2 accessory rails, side; 1 wastebasket; 1 sharps container holder; 1 flip-up shelf; 1 flashlight holder; 1 wall lock; 2 drawers, 3"H; 1 locked drawer, 6"H w/locked lid; 3 8-bin cassette assembly and drawer organizer bins

# Procedure Room, Pain (PRP01)

## Equipment List

E0963	Cart, General Storage, Mobile	3	V / V	<p>Mobile General Storage Cart, approximately 72”H x 23”W x 22”D. THIS TYPICAL INCLUDES:</p> <ul style="list-style-type: none"> <li>1 Locker Storage Container on Wheels, w/Solid Door</li> <li>3 Tray/Shelves</li> <li>2 Drawers, 3”H (76mm)</li> <li>4 Drawers, 6”H (152mm)</li> <li>Drawer Organizer Bins</li> </ul>
F0340	Stool, Self Adjusting	1	V / V	Self adjusting stool. Consists of a foam padded upholstered seat with attached foot rest for added comfort. Mounted on swivel casters. Designed for doctor’s use during examinations.
F2017	Waste Receptacle, 24 GAL	1	V / V	Rectangular steel waste receptacle with step-on lid and 24 gallon capacity. The receptacle is used to collect and temporarily store small quantities of paper refuse. Can be used in restrooms, patient areas, laboratories, pharmacies, etc.
F3200	Clock, Battery, 12” Diameter	1	V / V	Clock, 12” diameter. Round surface, easy to read numbers with sweep second hand. Wall mounted unit for use when impractical to install a fully synchronized clock system. Battery operated, (batteries not included).
M3070	Hamper, Linen, Mobile, w/Lid	1	V / V	Mobile linen hamper with hand or foot operated lid. Made of heavy tubular stainless steel with heavy gauge welded steel platform. Holds 25” hamper bags. Mounted on ball bearing casters. For linen transport in hospitals and clinics.
M3072	Frame, Infectious Waste Bag w/Lid	1	V / V	Frame for an infectious waste collection bag. Made of heavy tubular stainless steel with heavy gauge welded steel platform. Adjust to hold 18” or 25” trash bags. Mounted on ball bearing casters and includes permanently mounted hinged lid. Provides means of bagging infectious waste at point of waste generation.
M4116	Monitor, Vital Signs	1	V / V	Electronic sphygmomanometer. LCD displays non-invasive blood pressure, pulse rate and temperature. Used in hospitals and clinics. Includes an optional mobile stand.
M4255	Stand, IV, Adjustable	1	V / V	Adjustable IV stand with 4-hook arrangement. Stand has stainless steel construction with heavy weight base. It adjusts from 66 inches to 100 inches and is mounted on conductive rubber, ball bearing, swivel casters. Stand is used for administering intravenous solutions.

# Procedure Room, Pain (PRP01)

## Equipment List

M7401	Light, Exam, Mobile, Spotlight, Mobile Stand	1	V / V	The exam light shall be a mobile floor unit. The light will be a halogen bulb or LED that can produce a continuous and homogeneous spot of light adjustable from 5 to 9 inches in diameter from a set distance. The light intensity shall be a minimum of 750 foot-candles at a distance of 16 inches and have a color temperature of 3,200 degrees Kelvin. The unit will consist of an arm or sleeve of approximately 45 inches in length to allow for easy arm rotation and arm movement up and down. The unit shall be mounted on a caster base for easy movement.
M8810	Stand, Mayo	1	V / V	Adjustable instrument table. Table is corrosion resistant stainless steel construction and is mounted on two casters with two skid rails. It has telescopic upright adjusts from 39 inches to 60 inches with automatic locking device, and removable 13"x19" instrument tray. Designed for use in operating and procedure rooms.
P3100	Lavatory, Vitreous China, Slab Type	1	C / C	Wall mounted, slab type, vitreous china, lavatory (approximate bowl size 7"x15"x10") with: faucet holes on 4" centers; gooseneck spout; wrist blade handles; and grid strainer. It shall be suitable for use in clinics, offices, washrooms or patient care area.
X2100	Scanner, Ultrasound, General Purpose	1	V / V	High definition, diagnostic ultrasound system for Radiology, Cardiology, Vascular, ob-gyn, Perinatology, and Surgical imaging applications. The unit employs curved, phased and linear array imaging technology. The system supports colorflow, pulse and continuous wave imaging modalities. On board software measurement packages available for all imaging applications. The system is DICOM 3.0 compatible, for easy linkage to filmless image management systems and review stations. In addition, a full line of probes and conventional recording devices are available.
X3150	Rack, Apron/Gloves, Wall Mounted	1	C / C	Apron and gloves rack. This is a wall unit which holds aprons and gloves. The body is heavy gauge steel finish in gray or green baked enamel, glove and apron holding arms are aluminum. The unit's convenient on wall storage will prolong the useful life of your protection aprons by helping prevent damage to internal components.
X4890	Fluoroscopic, Digital, Mobile, C-Arm	1	V / V	This system is a high quality radiographic/fluoroscopic mobile digital C-arm for use in orthopedics, general surgery, urology, vascular, neurosurgery, neurovascular and cardiovascular procedures. This units characteristics and components include a high frequency x-ray generator with single or dual focus x-ray tube unit, 9" or 12" multi-field image intensifier, dual 16" monitors, real time digital imaging and last image hold capabilities. The system shall be DICOM 3.0 or latest version, compatible, for easy linkage to filmless image management systems and review stations.
PT013	Computer Workstation on Wheels	1	V / V	
PT082	Radiofrequency Ablation Unit	1	V / V	
PT083	Lead Shield, Mobile	1	V / V	
PT084	Table, Imaging, C-Arm	1	V / V	



## 4.4.5 Driver Training Room (PRDT1)

**Function:**

This space is intended to provide for the examination and determination of PolyTrauma Outpatients' driving capabilities and progress. The room should be suited for day and night time simulation and flexible to adapt to the newest technology in driving simulation.

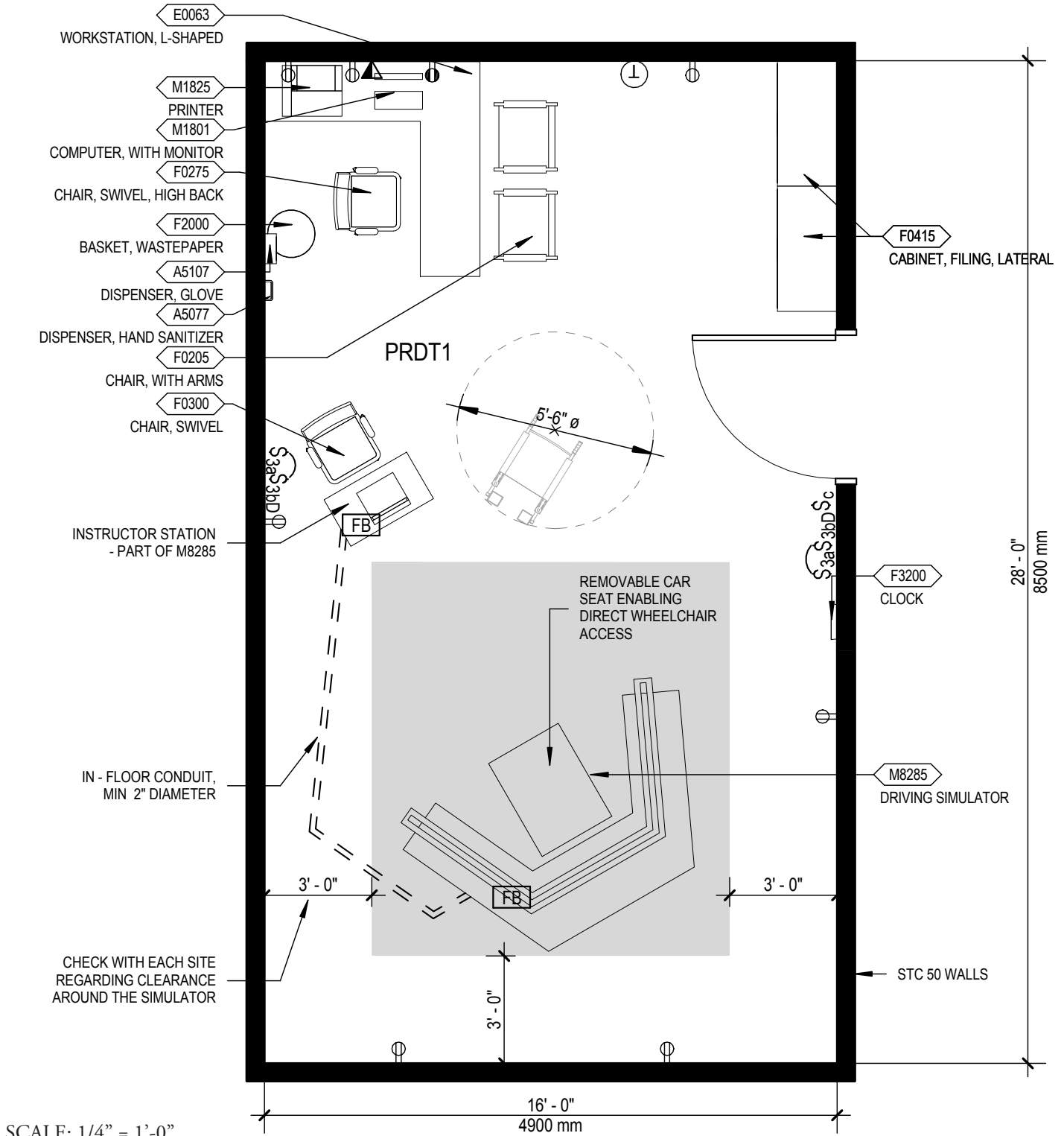
The lighting system within simulation areas needs to be able to create both day and night conditions during simulations.

**Lighting Considerations:**

1. Provide a lighting control system that enables the room's lighting system to dim to black. This can help to creating a more comfortable lighting transition.
2. Provide shielded step lights. – This allows for safe navigation around the room while in the darkened (night) setting without effecting the simulation.
3. Utilize an indirect lighting system when possible and ensure that lighting fixture placement does not create veiling reflections on the simulation screen. – Indirect lighting provides a more natural "daytime" feel to the space and helps to reduce the potential for veiling reflections.

See drawings on the next page(s).

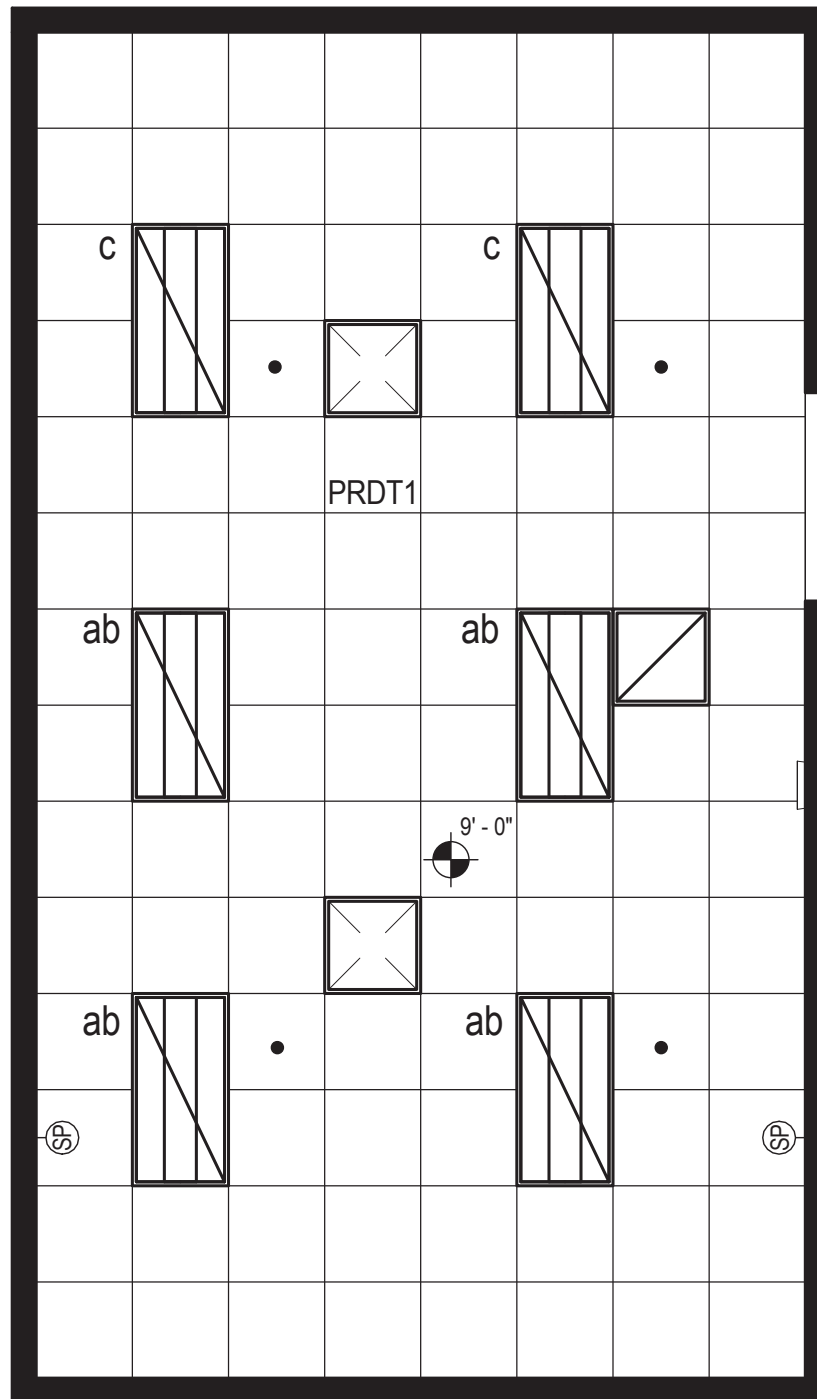
## 4.4.5 Driver Training Room (PRDT1)



**Polytrauma Rehabilitation Center • Outpatient Unit  
Floor/Equipment Plan (460 NSF/42.8 NSM)**

NOTE: Guide plates are graphical representations of selected room types, illustrating the integration of space, components, systems, and equipment. They provide typical configurations and general technical guidance, and are not intended to be project specific. Specific infrastructure design requirements are contained in VA Design Manuals and Space Planning Criteria located in the VA Technical Information Library.

# Driver Training Room (PRDT1)



SCALE: 1/4" = 1'-0"



**Polytrauma Rehabilitation Center • Outpatient Unit  
Reflected Ceiling Plan**

NOTE: Guide plates are graphical representations of selected room types, illustrating the integration of space, components, systems, and equipment. They provide typical configurations and general technical guidance, and are not intended to be project specific. Specific infrastructure design requirements are contained in VA Design Manuals and Space Planning Criteria located in the VA Technical Information Library.

# Driver Training Room (PRDT1)

## Room Data Sheet

ARCHITECTURAL	
Ceiling	Acoustical Ceiling Tile
Ceiling Height	9'-0" to 10'-0"
Wall Finish	Gypsum Wallboard / Paint
Base	Resilient Base
Floor Finish	<b>Solid Vinyl Floor Tile</b>
Door	4'-0" x 7'-0", Wood or Metal
Hardware	4E
Noise (STC Rating)	45 Slab-to-slab construction
Depression	None Special
Construction	

COMMUNICATIONS	
Patient Monitor	
Nurse Call	
Security/Duress	
CCTV	
Telephone	Yes
Pub Address	
Radio	
Data	Yes
Panic Call	
Battery Operated Clock	Yes
Intercom (Phone)	
Staff Assist	Yes

HVAC	
Dry Bulb Temp Cooling	70° F (21° C)
Dry Bulb Temp Heating:	65° F (18° C)
Minimum Outside Air:	2 Air Changes/Hr
100% Exhaust Air	—
Noise Criteria	NC40
Relative Humidity/Cooling:	60%
Relative Humidity/Heating	20%
Minimum Air Changes/Hr.	4
Room Pressure	Neutral
AC Load Lights	As Required
AC Load Equipment	As Required
Number of People	3

POWER	
General	Yes
Special	Yes
Emergency	Yes

LIGHTING	
General:	
1. 2'x4' Direct/Indirect Light fixture, Linear prismatic fully frosted acrylic lens with F32T8 lamps, 3500 °K, CRI = 70	
2. Provides ballasts per fixture for desired switching configuration	
3. Lighting Level: 50fc	

PLUMBING AND MEDICAL GASES	
Cold Water	
Hot Water	
Laboratory Air	
Laboratory Vacuum	
Sanitary/Vent	
Medical Air	
Medical Vacuum	
Oxygen	
Nitrous Oxide	
Nitrogen	
Anesthesia Evac	

# Driver Training Room (PRDT1)

## Equipment List

JSN	NAME	QTY	AI	DESCRIPTION
A5077	Dispenser, Hand Sanitizer, Hands-Free	1	C / C	A touch free wall-mounted hand sanitizer dispenser. For use throughout a healthcare facility. Unit does not include the sanitizing liquid. Units are battery operated.
A5107	Dispenser, Glove, Surgical/Examination, Wall Mntd	1	V / V	Examination glove dispenser box for wall mounting. Fabricated of either cold rolled steel with a white baked enamel finish, plastic or acrylic. Provided with wall bracket to facilitate mounting and demounting.
E0063	Workstation, L-Shaped w/Peninsula, Wall Mtd, 72x72	1	V / V	THIS TYPICAL INCLUDES:  3 VERTICAL HANGING STRIPS  2 LOCKABLE FLIPPER UNITS  2 SHELVES, STORAGE/DISPLAY  2 LIGHTS  1 TACKBOARD  2 TOOL RAILS  2 PAPER TRAYS  1 DIAGONAL TRAY  1 CANTILEVERED WORK SURFACE  1 PENINSULA WORK SURFACE  1 ADJUSTABLE KEYBOARD TRAY  1 MOBILE PEDESTAL, BOX/FILE  1 PENCIL DRAWER  1 CPU HOLDER
F0205	Chair, Side With Arms	2	V / V	Upholstered side chair, 32" high X 21" wide X 23" deep with arms, padded seats and padded backs. Seat height is a minimum of 17". Available with or without sled base.
F0275	Chair, Swivel, High Back	1	V / V	Highback contemporary swivel chair, 41" high X 23" wide X 23" deep with five (5) caster swivel base and arms. Chair may be used at desks or in conference rooms. Back and seat are foam padded and upholstered with either woven textile fabric or vinyl.
F0300	Chair, Task, Swivel, With Arms	1	V / V	Task chair, approximately 34" H X 26" W X 22" D with adjustable arms and a five caster adjustable swivel base. Seat and back are foam padded and upholstered in woven fabric or vinyl.

# Driver Training Room (PRDT1)

## Equipment List

F0415	Cabinet, Filing, Lateral, Full Height, 5 Drawer	2	V / V	Full height five (5) drawer lateral filing cabinet, 65" high X 42" wide X 18" deep with floor levelers (front), locking device and drawer label holders. Drawers are adaptable to either letter or legal size materials.
F2000	Basket, Wastepaper, Round, Metal	1	V / V	Round wastepaper basket, approximately 18" high X 16" diameter. This metal unit is used to collect and temporarily store small quantities of paper refuse in patient rooms, administrative areas and nursing stations.
F3200	Clock, Battery, 12" Diameter	1	V / V	Clock, 12" diameter. Round surface, easy to read numbers with sweep second hand. Wall mounted unit for use when impractical to install a fully synchronized clock system. Battery operated, (batteries not included).
M1801	Computer, Micro-processing, w/Flat Panel Monitor	1	V / V	Desk top microprocessing computer. The unit shall consist of a central processing mini tower, flat panel monitor, keyboard, mouse and speakers. The system shall have the following minimum characteristics: a 2.8 GHz Pentium processor; 512 MB memory; 80GB hard drive; 32/48x CD-ROMDVD combo; 1.44MB network interface card; video 32 MB NVIDIA; a 18 inch flat panel monitor. The computer is used throughout the facility to input, manipulate and retrieve information.
M1825	Printer, Computer	1	V / V	High resolution computer printer with a variety of type styles and sheet/envelope feeder trays. Database information reflects network ready, medium duty office style laser printers. Other types of printers (bubble jet, dot matrix, line or plotter) as well as light or heavy use capabilities are available.
M8285	Simulator, Driving, Work Therapy	1	V / V	Driving simulator used for work hardening programs in occupational and physical therapy. Device includes driver's seat which may be adjusted to simulate a variety of seat configurations and an adjustable steering wheel/control console to permit a variety of vehicles to be simulated. Entire system is mounted on retractable castors for mobility within the clinic. Simulator includes vibration generator in the seat section to accurately reproduce driving stresses.

## 4.4.6 Gait Observation Lab (PTGL1); Storage Room, Gait Lab (SRE01); Exam Room, Gait Lab (PREX1)

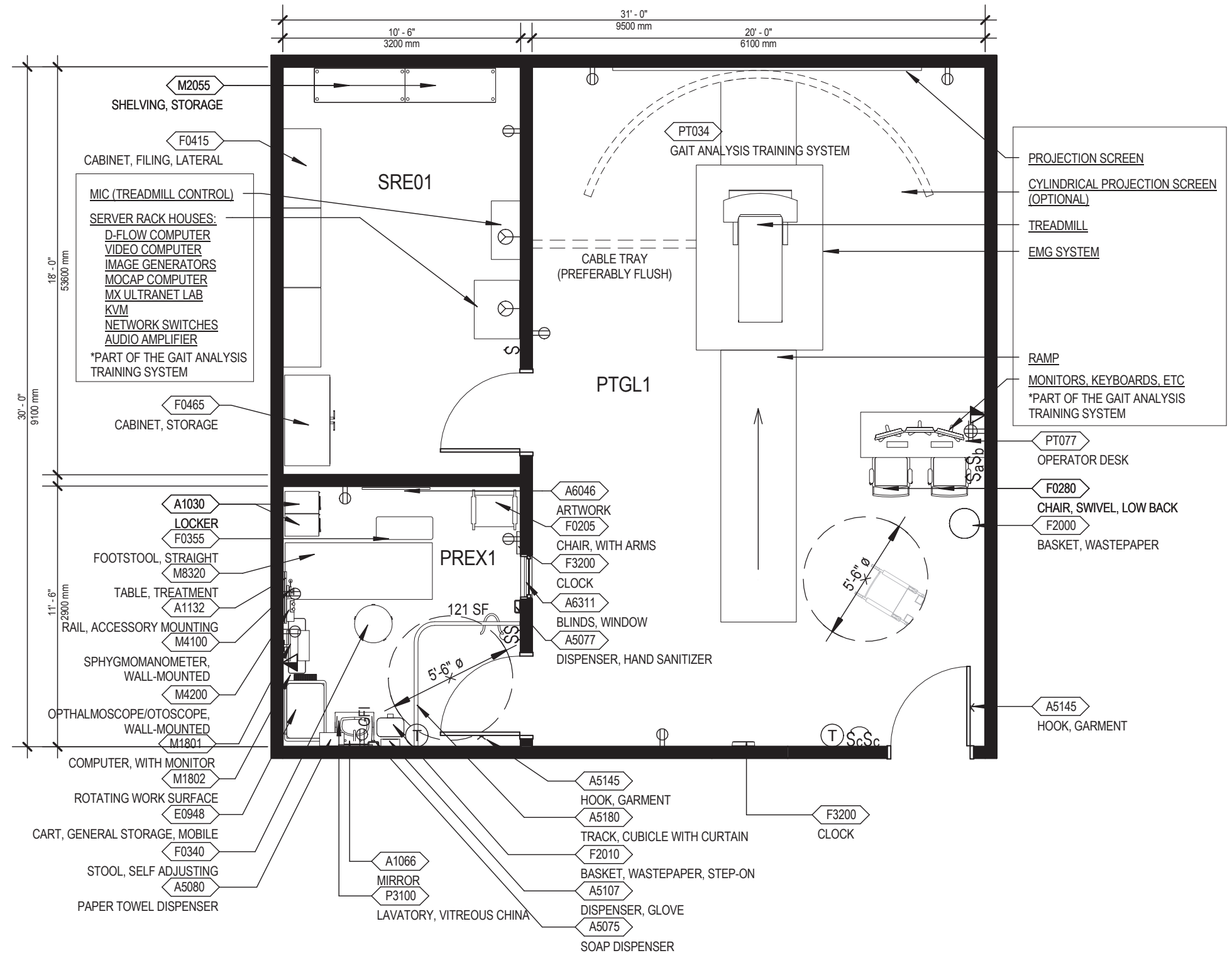
### Option 1

**Function:**

This space is intended to provide for the examination and determination of PolyTrauma Outpatients' gait performance and therapy progress, specifically the study of posture-related or movement-related problems due to their specific injury. The lighting system for the motion analysis lab needs to provide an environment conducive to video analysis. This requires minimizing contrast through lighting treatment and material selection within the camera view range.

**Lighting Considerations:**

1. Provide a high level of both vertical and horizontal lighting uniformity. – Target luminance ratios of subject to background of 2:1 max:min and do not exceed 4:1 max:min luminance ratios within the camera field of view.
2. Locate fixtures outside of camera view. – This helps to ensure that overall scene uniformity is not skewed by an extremely bright fixture lens or light source.



SCALE: 3/16" = 1'-0"



**Polytrauma Rehabilitation Center • Outpatient Unit**  
**Floor/Equipment Plan (600 NSF/55.8 NSM; 200 NSF/18.6 NSM; 120 NSF/11.2 NSM)**

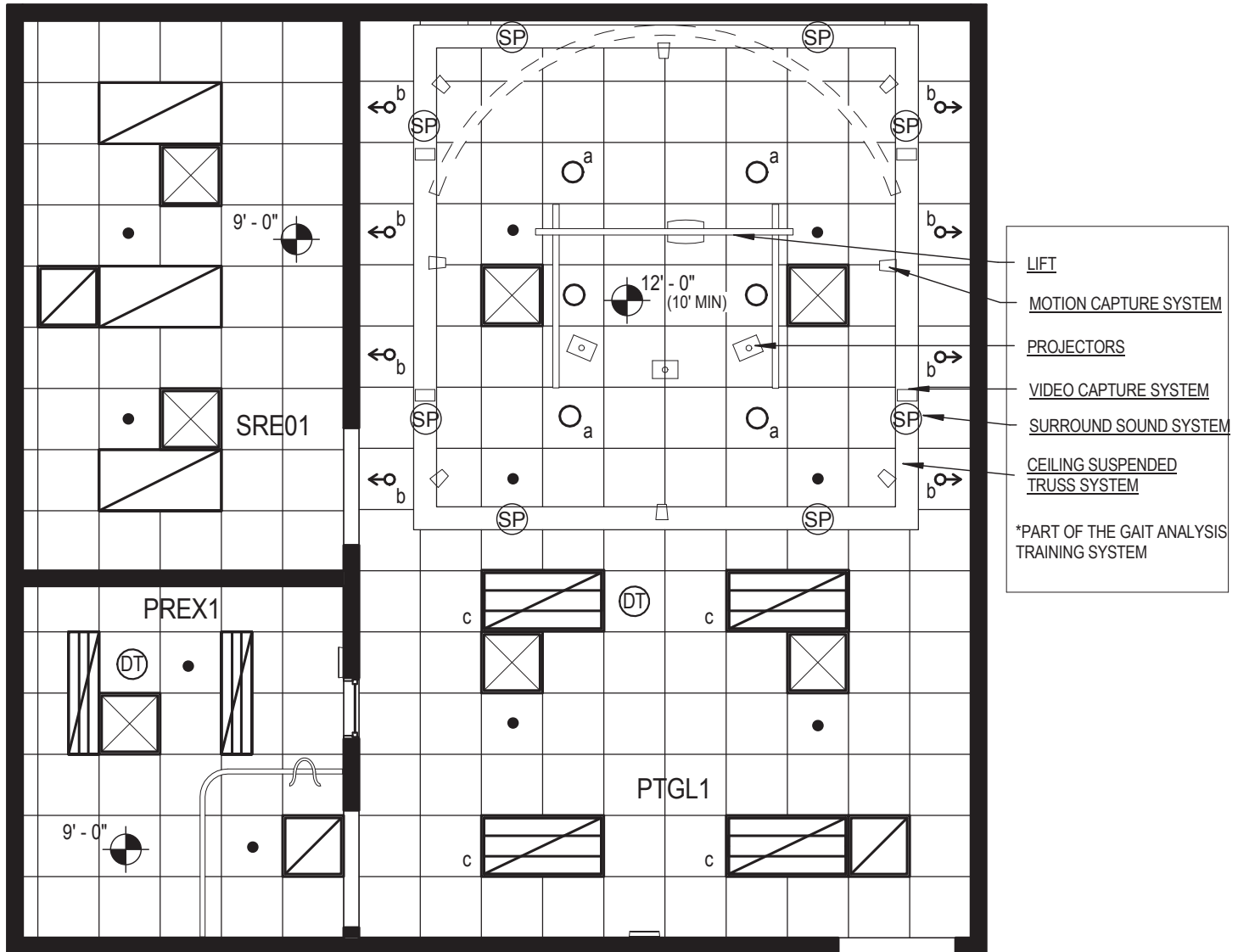
NOTE: Guide plates are graphical representations of selected room types, illustrating the integration of space, components, systems, and equipment. They provide typical configurations and general technical guidance, and are not intended to be project specific. Specific infrastructure design requirements are contained in VA Design Manuals and Space Planning Criteria located in the VA Technical Information Library.

---

This page has been left blank intentionally.



# Gait Observation Lab (PTGL1); Storage Room, Gait Lab (SRE01); Exam Room, Gait Lab (PREX1)



SCALE: 3/16" = 1'-0"



**Polytrauma Rehabilitation Center • Outpatient Unit  
Reflected Ceiling Plan**

NOTE: Guide plates are graphical representations of selected room types, illustrating the integration of space, components, systems, and equipment. They provide typical configurations and general technical guidance, and are not intended to be project specific. Specific infrastructure design requirements are contained in VA Design Manuals and Space Planning Criteria located in the VA Technical Information Library.

# Gait Observation Lab (PTGL1)

## Room Data Sheet

ARCHITECTURAL	
Ceiling	Acoustical Ceiling Tile
Ceiling Height	10'-0"
Wall Finish	Gypsum Wallboard / Paint
Base	Resilient Base
Floor Finish	Solid Vinyl Floor Tile
Door	3'-6" x 7'-0", Wood or Metal
Hardware	4E
Noise (STC Rating)	45 Slab-to-slab construction
Depression	None Special
Construction	Ceiling suspended truss system. Overhead patient lift system.

COMMUNICATIONS	
Patient Monitor	
Nurse Call	
Security/Duress	
CCTV	
Telephone	Yes
Pub Address	
Radio	
Data	Yes
Panic Call	
Battery Operated Clock	Yes
Intercom (Phone)	
Staff Assist	Yes

HVAC	
Dry Bulb Temp Cooling	75° F (24° C)
Dry Bulb Temp Heating:	70° F (21° C)
Minimum Outside Air:	2 Air Changes/Hr
100% Exhaust Air	—
Noise Criteria	NC35
Relative Humidity/Cooling:	60%
Relative Humidity/Heating	20%
Minimum Air Changes/Hr.	6
Room Pressure	Neutral
AC Load Lights	As Required
AC Load Equipment	As Required
Number of People	4

POWER	
General	Yes
Special	Yes
Emergency	Yes

LIGHTING	
1. 2'x4' Direct/Indirect Light fixture, Linear prismatic fully frosted acrylic lens with F32T8 lamps, 3500 °K, CRI = 70	
2. Wallwash light fixture	
3. Downlight	
4. Provides ballasts per fixture for desired switching configuration.	
5. Lighting Level: 50fc	

PLUMBING AND MEDICAL GASES	
Cold Water	
Hot Water	
Laboratory Air	
Laboratory Vacuum	
Sanitary/Vent	
Medical Air	
Medical Vacuum	
Oxygen	
Nitrous Oxide	
Nitrogen	
Anesthesia Evac	

# Storage Room, Gait Lab (SRE01)

## Room Data Sheet

ARCHITECTURAL	
Ceiling	Acoustical Ceiling Tile
Ceiling Height	9'-0" to 10'-0"
Wall Finish	Gypsum Wallboard / Paint
Base	Resilient Base
Floor Finish	Resilient Floor Tile (Vinyl Composition Tile)
Door	3'-6" x 7'-0", Wood or Metal
Hardware	4F
Noise (STC Rating)	45 Slab-to-slab construction
Depression	None Special
Construction	

HVAC	
Dry Bulb Temp Cooling	75° F (24° C)
Dry Bulb Temp Heating:	70° F (21° C)
Minimum Outside Air:	N/A
100% Exhaust Air	—
Noise Criteria	NC40
Relative Humidity/Cooling:	60%
Relative Humidity/Heating	20%
Minimum Air Changes/Hr.	4
Room Pressure	Positive (+)
AC Load Lights	As Required
AC Load Equipment	As Required
Number of People	0

LIGHTING	
1. 2'x4' Fluorescent Light Fixture, Acrylic, Prismatic Lens with F32T8 Lamps, 3500 °K, CRI = 70	
2. Lighting Level: 50fc	

COMMUNICATIONS	
Patient Monitor	
Nurse Call	
Security/Duress	
CCTV	
Telephone	Yes
Pub Address	
Radio	
Data	Yes
Panic Call	
Battery Operated Clock	
Intercom (Phone)	
Staff Assist	

POWER	
General	Yes
Special	Yes
Emergency	Yes

PLUMBING AND MEDICAL GASES	
Cold Water	
Hot Water	
Laboratory Air	
Laboratory Vacuum	
Sanitary/Vent	
Medical Air	
Medical Vacuum	
Oxygen	
Nitrous Oxide	
Nitrogen	
Anesthesia Evac	

# Exam Room, Gait Lab (PREX1)

## Room Data Sheet

ARCHITECTURAL	
Ceiling	Acoustical Ceiling Tile
Ceiling Height	9'-0" to 10'-0"
Wall Finish	Gypsum Wallboard / Paint
Base	Resilient Base
Floor Finish	Solid Vinyl Floor Tile or Carpet Tile
Door	3'-6" x 7'-0", Wood or Metal
Hardware	1K
Noise (STC Rating)	45 Slab-to-slab construction
Depression	None Special
Construction	Wall mounted lavatory

HVAC	
Dry Bulb Temp Cooling	75° F (24° C)
Dry Bulb Temp Heating:	70° F (21° C)
Minimum Outside Air:	2 Air Change/Hr
100% Exhaust Air	—
Noise Criteria	NC35
Relative Humidity/Cooling:	60%
Relative Humidity/Heating	20%
Minimum Air Changes/Hr.	6
Room Pressure	Neutral
AC Load Lights	As Required
AC Load Equipment	As Required
Number of People	2

LIGHTING	
1. 1'x4' Direct/Indirect Light fixture, linear prismatic fully frosted acrylic lens with F32T8 lamps, 5000 °K, CRI = 85	
2. Provides ballasts per fixture for desired switching configuration	
3. Lighting Level: 50fc	

COMMUNICATIONS	
Patient Monitor	
Nurse Call	
Security/Duress	
CCTV	
Telephone	Yes
Pub Address	
Radio	
Data	Yes
Panic Call	
Battery Operated Clock	Yes
Intercom (Phone)	
Staff/Duty Station	

POWER	
General	Yes
Special	Yes
Emergency	Yes

PLUMBING AND MEDICAL GASES	
Cold Water	Yes
Hot Water	Yes
Laboratory Air	
Laboratory Vacuum	
Sanitary/Vent	Yes
Medical Air	
Medical Vacuum	
Oxygen	
Nitrous Oxide	
Noitrogen	
Anesthesia Evac	

# Gait Observation Lab (PTGL1)

## Equipment List

JSN	NAME	QTY	AI	DESCRIPTION
A5145	Hook, Garment, Double, SS, Surface Mounted	1	C / C	A surface mounted, satin finish stainless steel, double garment hook. Equipped with a concealed mounting bracket that is secured to a concealed wall plate. For general purpose use throughout the facility to hang various items of apparel.
F0280	Chair, Swivel, Low Back	2	V / V	Low back contemporary swivel chair, 37" high X 25" wide X 31" deep with a five (5) caster swivel base, arms and foam padded seat and back upholstered with either woven textile fabric or vinyl.
F2000	Basket, Wastepaper, Round, Metal	1	V / V	Round wastepaper basket, approximately 18" high X 16" diameter. This metal unit is used to collect and temporarily store small quantities of paper refuse in patient rooms, administrative areas and nursing stations.
F3200	Clock, Battery, 12" Diameter	1	V / V	Clock, 12" diameter. Round surface, easy to read numbers with sweep second hand. Wall mounted unit for use when impractical to install a fully synchronized clock system. Battery operated, (batteries not included).
PT034	Gait Analysis Training System	1	V / V	
PT077	Desk / Table, w-Knee Space for 2, 66 x 30	1	V / V	(For Gaiting System Monitors to sit on)

---

# Storage Room, Gait Lab (SRE01)

## Equipment List

JSN	NAME	QTY	AI	DESCRIPTION
F0415	Cabinet, Filing, Lateral, Full Height, 5 Drawer	3	V / V	Full height five (5) drawer lateral filing cabinet, 65" high X 42" wide X 18" deep with floor levelers (front), locking device and drawer label holders. Drawers are adaptable to either letter or legal size materials.
F0465	Cabinet, Storage, 2 Door, 5 Shelf	1	V / V	Storage cabinet, 78" high X 48" wide X 24" deep with two (2) doors and five (5) adjustable shelves.
M2055	Shelving, Storage, Wire, CRS, w/ Adjustable Shelves	2	V / V	Stationary, wire, shelving unit. Unit has fully adjustable shelves constructed of stainless steel. For use in general purpose storage areas. Shelving is provided in various sizes and configurations. Price provided is for a unit approximately 74"H x 18"D x 48"W with four shelves.

# Exam Room, Gait Lab (PREX1)

## Equipment List

JSN	NAME	QTY	AI	DESCRIPTION
A1066	Mirror, Float Glass, With SS Frame	1	C / C	A high quality 1/4" polished float glass mirror 36X18, framed in a one-piece, bright polished, stainless steel channel frame with 90° mitered corners. All edges of the mirror are protected by absorbing filler strips. Mirror has a galvanized steel back with integral horizontal hanging brackets and wall hanger for concealed mounting. For mounting above single wall mounted lavatories located in toilet areas, Doctors examination offices, etc. May also be used above double lavatories, either wall or countertop mounted, found in restroom areas.
A1030	Locker, 2 Person, Over/Under	2	V / V	Two person locker, double tier, 72Hx12Wx18D. This unit includes hooks for coats and hats. Door equipped with safety guard handles. Designed for storage of coats, hats, and other personal belongings. Other width and depths are available.
A1132	Rail, Accessory Mounting, Length As Required	1	V / V	Horizontal mounting rail will consist of lock mounting devices capable of; supporting up to 75 pounds each, being repositioned, and mounting and dismounting of equipment without the use of tools. The rail must be capable of supporting medical equipment and accessories normally found in exam or patient rooms. The rail system must be capable of mounting and dismounting equipment without leaving or creating new holes in the finished surface of the wall.
A5075	Dispenser, Soap, Disposable	1	V / V	Disposable soap dispenser. One-handed dispensing operation. Designed to accommodate disposable soap cartridge and valve.
A5077	Dispenser, Hand Sanitizer, Hands-Free	1	C / C	A touch free wall-mounted hand sanitizer dispenser. For use throughout a healthcare facility. Unit does not include the sanitizing liquid. Units are battery operated.
A5080	Dispenser, Paper Towel, SS, Surface Mounted	1	C / C	A surface mounted, satin finish stainless steel, single-fold, paper towel dispenser. Dispenser features: tumbler lock; front hinged at bottom; and refill indicator slot. Minimum capacity 400 single-fold paper towels. For general purpose use throughout the facility.
A5107	Dispenser, Glove, Surgical/Examination, Wall Mntd	1	V / V	Examination glove dispenser box for wall mounting. Fabricated of either cold rolled steel with a white baked enamel finish, plastic or acrylic. Provided with wall bracket to facilitate mounting and demounting.
A5145	Hook, Garment, Double, SS, Surface Mounted	1	C / C	A surface mounted, satin finish stainless steel, double garment hook. Equipped with a concealed mounting bracket that is secured to a concealed wall plate. For general purpose use throughout the facility to hang various items of apparel.
A5180	Track, Cubicle, Surface Mounted, With Curtain	1	C / C	Surface mounted cubicle track, with curtain. Track constructed of thick extruded aluminum. Equipped with self lubricating carriers, beaded drop chain hooks, and flame resistant curtain. To include removable end caps. Designed to be suspended around patient areas where privacy is needed. Price listed is per foot of the track, curtains to be priced per quote.
A6046	Artwork, Decorative, With Frame	1	V / V	This JSN is to be used for determining and defining location of decorative artwork.

# Exam Room, Gait Lab (PREX1)

## Equipment List

A6311	Blinds, Window, Mini w/Brackets	1	V / V	Mini blinds for interior windows. Shall consist of 1-inch mini aluminum blinds with mounting bracket and child proof tassels.
E0948	Cart, General Storage, Mobile	1	V / V	THIS TYPICAL INCLUDES:  1 Cart Body, Style-A Narrow, w/Raised Edge Top  2 Drawers, 3" H (76mm)  4 Drawers, 6" H (152mm)  1 Accessory Rail, Side  Drawer Organizer Bins
F0205	Chair, Side With Arms	2	V / V	Upholstered side chair, 32" high X 21" wide X 23" deep with arms, padded seats and padded backs. Seat height is a minimum of 17". Available with or without sled base.
F0340	Stool, Self Adjusting	1	V / V	Self adjusting stool. Consists of a foam padded upholstered seat with attached foot rest for added comfort. Mounted on swivel casters. Designed for doctor's use during examinations.
F0355	Footstool, Straight	1	V / V	Step stool. Used to assist patients getting on and off exam or surgical tables. Fitted with electrically conductive rubber tips.
F2010	Basket, Wastepaper, Step-On	1	V / V	"Step-on" wastepaper basket with inner liner and foot pedal activated flip top.
F3200	Clock, Battery, 12" Diameter	1	V / V	Clock, 12" diameter. Round surface, easy to read numbers with sweep second hand. Wall mounted unit for use when impractical to install a fully synchronized clock system. Battery operated, (batteries not included).
M1801	Computer, Micro-processing, w/Flat Panel Monitor	1	V / V	Desk top microprocessing computer. The unit shall consist of a central processing mini tower, flat panel monitor, keyboard, mouse and speakers. The system shall have the following minimum characteristics: a 2.8 GHz Pentium processor; 512 MB memory; 80GB hard drive; 32/48x CD-ROMDVD combo; 1.44MB network interface card; video 32 MB NVIDIA; a 18 inch flat panel monitor. The computer is used throughout the facility to input, manipulate and retrieve information.
M1802	Work Station, Computer, Retractable, Wall Mounted	1	V / V	A wall mounted retractable work station. Work station is used as a computer station in treatment rooms, exam rooms and areas where physical space is limited.
M4100	Sphygmomanometer, Aneroid, Wall Mounted	1	V / V	Aneroid sphygmomanometer. Unit is wall mounted and has large graphic dial display for easy reading from all angles. It has a 90 degree (angle) swivel and 10 degree (angle) forward tilt to reduce glare. Unit accuracy is within 1% of reading. Sturdy impact-resistant construction.
M4200	Otoscope/Ophthalmoscope, Wall Mounted	1	V / V	Wall mounted otoscope and ophthalmoscope. Includes 6 foot line cord and plug and accepts and includes two handles. Contains head turn-on/turn-off, built-in speculum tray and 8 foot coiled cords. Unit is designed for use in patient exam rooms.

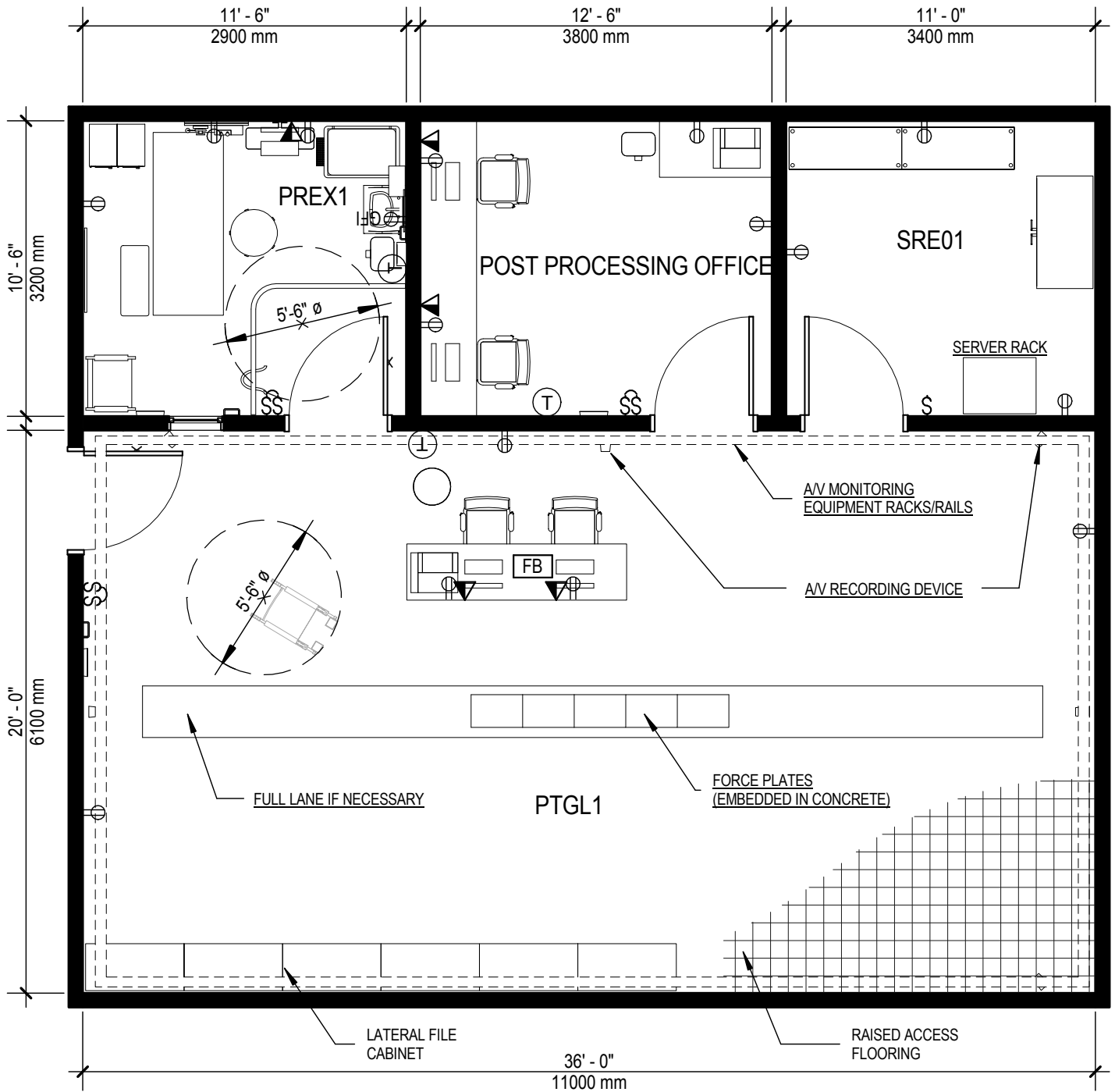


# Exam Room, Gait Lab (PREX1)

## Equipment List

M8320	Table, Treatment, Hi/Lo	1	V / V	Hi/lo metal treatment table. Unit consists of a hydraulic electromechanical power system operated with a hand or foot control. Includes a foam pad, upholstered top with back section adjustable to a full chair position. Adjustable height from 24" to 39". Provides easy access for patients in wheelchair or stretcher. Designed for general examinations as well as orthopedic and Ob-Gyn.
P3100	Lavatory, Vitreous China, Slab Type	1	C / C	Wall mounted, slab type, vitreous china, lavatory (approximate bowl size 7"x15"x10") with: faucet holes on 4" centers; gooseneck spout; wrist blade handles; and grid strainer. It shall be suitable for use in clinics, offices, washrooms or patient care area.

# Gait Observation Lab (PTGL1); Storage Room, Gait Lab (SRE01); Exam Room, Gait Lab (PREX1) - Alternate Layout



SCALE: 3/16" = 1'-0"



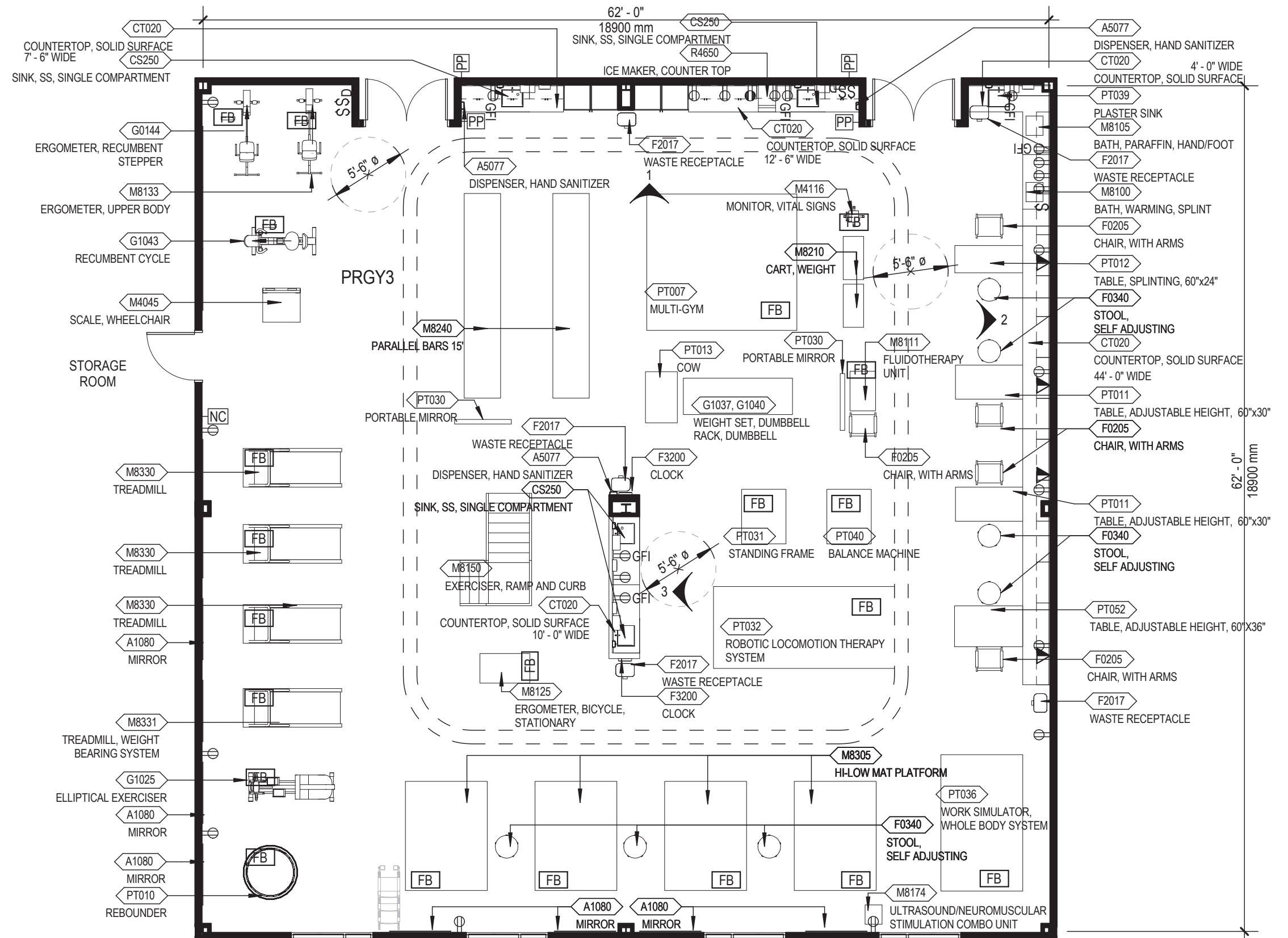
## Polytrauma Rehabilitation Center • Outpatient Unit Floor/Equipment Plan

NOTE: Guide plates are graphical representations of selected room types, illustrating the integration of space, components, systems, and equipment. They provide typical configurations and general technical guidance, and are not intended to be project specific. Specific infrastructure design requirements are contained in VA Design Manuals and Space Planning Criteria located in the VA Technical Information Library.

## 4.4.4 Gym, Rehabilitation Therapy (PRGY3)

**Function:**  
The Rehabilitation Gym is intended to accommodate physical, psychosocial and vocational evaluation and therapy. The gym must be flexible enough to adapt to future equipment needs and provide enough variety of therapy spaces for each patient to carry out their treatment plan and progress to a level as close to their functioning level prior to injury. The space should be acoustically designed to minimize noise transfer due to its large size and variety of activities occurring at one time. Private evaluation spaces are necessary for residents that continue to struggle with over stimulation.

- Lighting Considerations:**
1. Provide uniform vertical illumination. – This allows the space to remain flexible shifting program.
  2. Provide ceiling brightness from an indirect lighting component. – This helps reduce the contrast between light fixtures and ceiling creating a more comfortable environment when laying on your back.
  3. Provide vertical brightness and accent on perimeter walls. – This helps to create energy and interest within the space and keeps it from becoming too monotone and uniform. It can also be achieved via mirrored walls or windows.



SCALE: 1/8" = 1'-0"



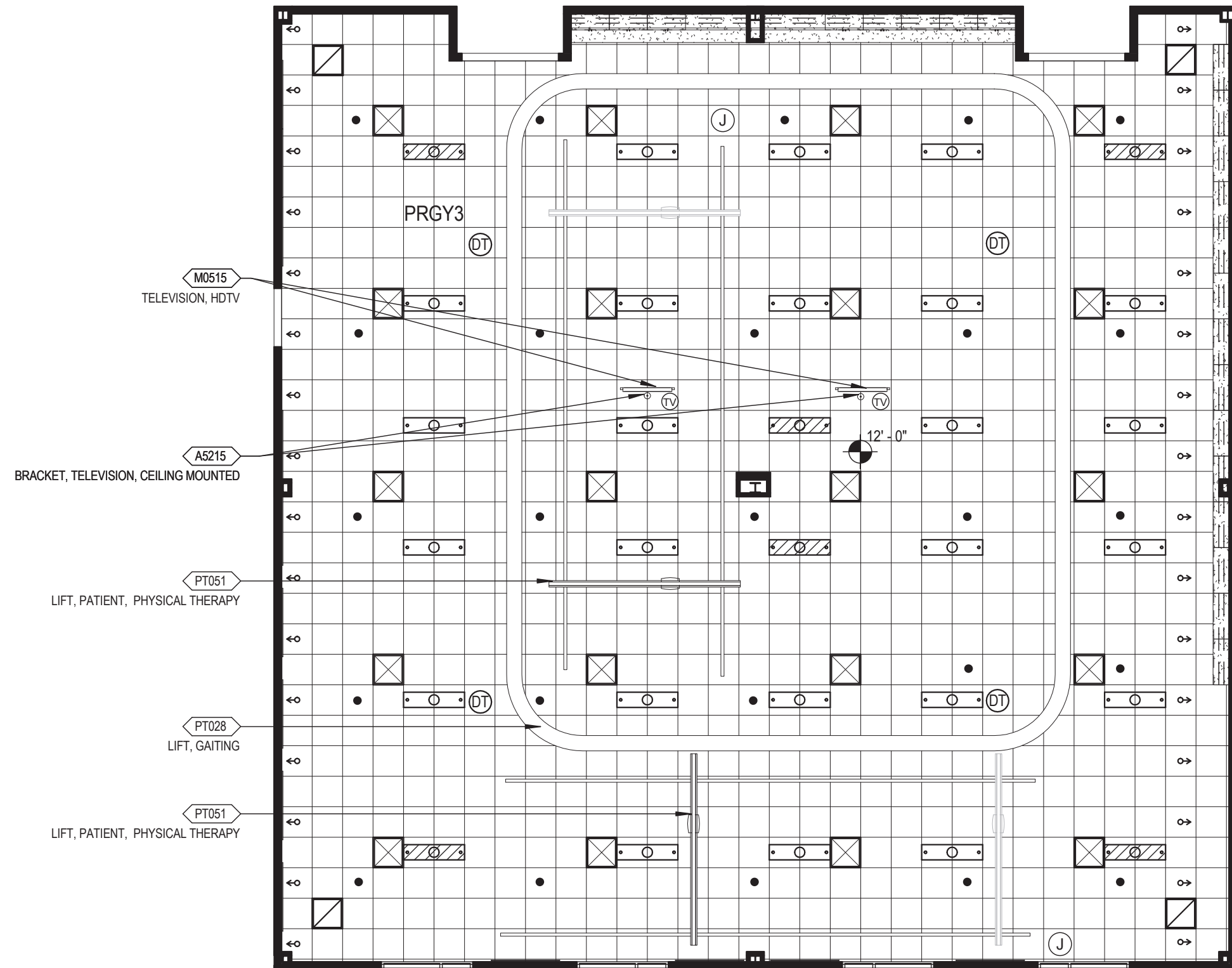
**Polytrauma Rehabilitation Center • Outpatient Unit  
Floor/Equipment Plan (3,800 NSF/353.4 NSM)**

NOTE: Guide plates are graphical representations of selected room types, illustrating the integration of space, components, systems, and equipment. They provide typical configurations and general technical guidance, and are not intended to be project specific. Specific infrastructure design requirements are contained in VA Design Manuals and Space Planning Criteria located in the VA Technical Information Library.

---

This page has been left blank intentionally.

# Gym, Rehabilitation Therapy (PRGY3)



SCALE: 1/8" = 1'-0"



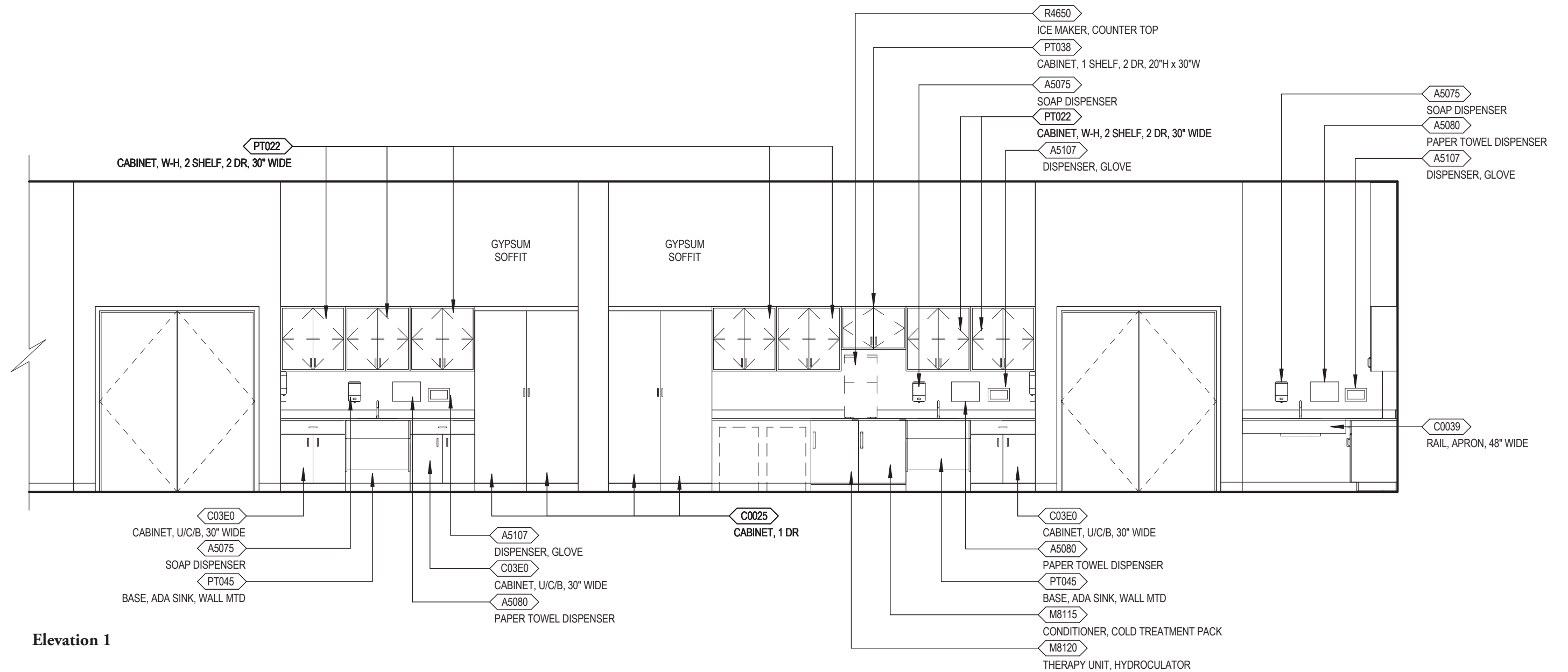
Polytrauma Rehabilitation Center • Outpatient Unit  
Reflected Ceiling Plan

NOTE: Guide plates are graphical representations of selected room types, illustrating the integration of space, components, systems, and equipment. They provide typical configurations and general technical guidance, and are not intended to be project specific. Specific infrastructure design requirements are contained in VA Design Manuals and Space Planning Criteria located in the VA Technical Information Library.

---

This page has been left blank intentionally.

# Gym, Rehabilitation Therapy (PRGY3)



SCALE: 1/4" = 1'-0"



Polytrauma Rehabilitation Center • Outpatient Unit  
Elevation

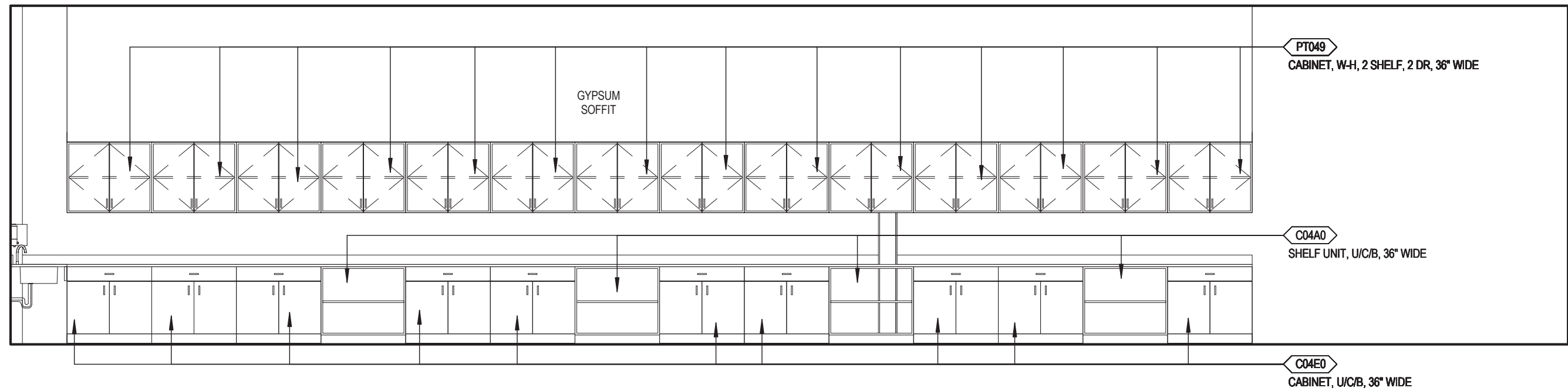
NOTE: Guide plates are graphical representations of selected room types, illustrating the integration of space, components, systems, and equipment. They provide typical configurations and general technical guidance, and are not intended to be project specific. Specific infrastructure design requirements are contained in VA Design Manuals and Space Planning Criteria located in the VA Technical Information Library.

---

This page has been left blank intentionally.



# Gym, Rehabilitation Therapy (PRGY3)



Elevation 2

SCALE: 1/4" = 1'-0"



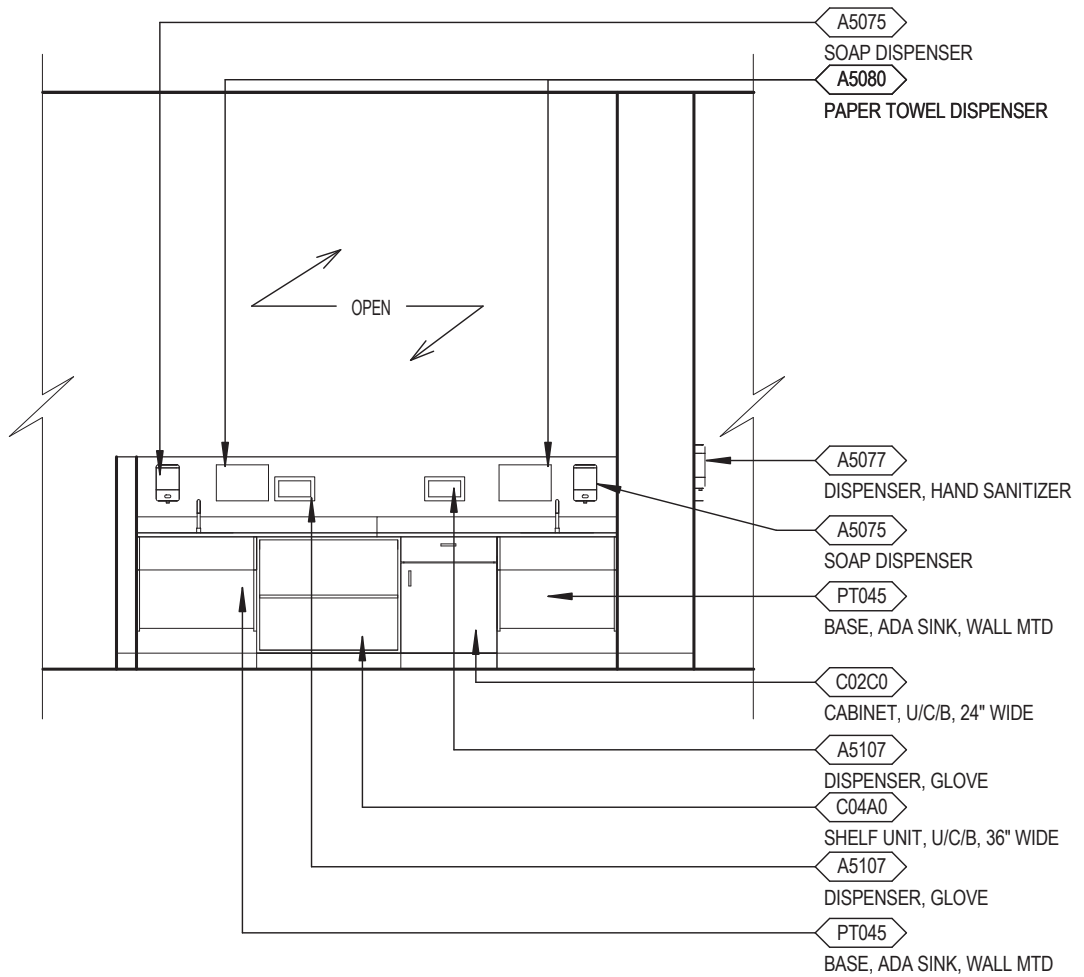
Polytrauma Rehabilitation Center • Outpatient Unit  
Elevation

NOTE: Guide plates are graphical representations of selected room types, illustrating the integration of space, components, systems, and equipment. They provide typical configurations and general technical guidance, and are not intended to be project specific. Specific infrastructure design requirements are contained in VA Design Manuals and Space Planning Criteria located in the VA Technical Information Library.

---

This page has been left blank intentionally.

# Gym, Patient Rehabilitation Therapy (PRGY3)



**Elevation 3**

# Gym, Patient Rehabilitation Therapy (PRGY3)

## Room Data Sheet

ARCHITECTURAL	
Ceiling	Acoustical Ceiling Tile
Ceiling Height	12'-0"
Wall Finish	Gypsum Wallboard / Paint
Base	Resilient Base
Floor Finish	Resilient Athletic Flooring
Door	6'-0" x 7'-0", Wood or Metal pair, Push Plates
Hardware	4E
Noise (STC Rating)	45 Slab-to-slab construction
Depression	None Special
Construction	Solid Surface counter with drop-in sinks, wall hung cabinets, and base cabinets. Overhead patient lift system.

HVAC	
Dry Bulb Temp Cooling	75° F (24° C)
Dry Bulb Temp Heating:	70° F (21° C)
Minimum Outside Air:	2 Air Changes/HR
100% Exhaust Air	—
Noise Criteria	NC35
Relative Humidity/Cooling:	60%
Relative Humidity/Heating	20%
Minimum Air Changes/Hr.	6
Room Pressure	Negative (-)
AC Load Lights	As Required
AC Load Equipment	As Required
Number of People	28

LIGHTING	
General:	
1.	1'x4' Direct/Indirect Pendant, Glare reducing eclipse louver with F32T8 lamps, 3500 °K, CRI = 70
2.	Wallwash light fixture
3.	Under cabinet light
2.	Provides ballasts per fixture for desired switching configuration
4.	Lighting level: 50fc

COMMUNICATIONS	
Patient Monitor	
Nurse Call	Yes
Security/Duress	
CCTV	
Telephone	Yes
Pub Address	Yes
Radio	
Data	Yes
Panic Call	
Battery Operated Clock	Yes
Intercom (Phone)	
Staff Assist	Yes

POWER	
General	Yes
Special	Yes
Emergency	Yes

PLUMBING AND MEDICAL GASES	
Cold Water	Yes
Hot Water	Yes
Laboratory Air	
Laboratory Vacuum	
Sanitary/Vent	Yes
Medical Air	
Medical Vacuum	
Oxygen	
Nitrous Oxide	
Nitrogen	
Anesthesia Evac	

# Gym, Patient Rehabilitation Therapy (PRGY3)

## Equipment List

JSN	NAME	QTY	AI	DESCRIPTION
A1080	Mirror, Posture, Wall Mounted	7	C / C	Wall mounted posture mirror. Consists of a 1/4" plate glass in a sturdy corrosion resistant frame with water proof back. For educational and therapy programs.
A5077	Dispenser, Hand Sanitizer, Hands-Free	3	C / C	A touch free wall-mounted hand sanitizer dispenser. For use throughout a healthcare facility. Unit does not include the sanitizing liquid. Units are battery operated.
A5075	Dispenser, Soap, Disposable	5	V / V	Disposable soap dispenser. One-handed dispensing operation. Designed to accommodate disposable soap cartridge and valve.
A5080	Dispenser, Paper Towel, SS, Surface Mounted	5	C / C	A surface mounted, satin finish stainless steel, single-fold, paper towel dispenser. Dispenser features: tumbler lock; front hinged at bottom; and refill indicator slot. Minimum capacity 400 single-fold paper towels. For general purpose use throughout the facility.
A5107	Dispenser, Glove, Surgical/Examination, Wall Mntd	5	V / V	Examination glove dispenser box for wall mounting. Fabricated of either cold rolled steel with a white baked enamel finish, plastic or acrylic. Provided with wall bracket to facilitate mounting and demounting.
A5215	Bracket, Television, Ceiling Mounted	2	C / C	Ceiling mounted television bracket for flat panel LCD and Plasma screens. The bracket shall be a universal style mount with a load capacity of 200 pounds with adjustments of 0-15 degree tilt and 360 degree swivel. Shall be capable of accommodating various size units.
C0025	Cabinet, Wardrobe, 1 Door, 84x24x22	4	C / C	Wardrobe cabinet with a fixed shelf, clothing rod, and a solid or louvered right or left-hinged door (appropriate door hinge configuration to be indicated on the equipment elevation drawings), an optional locking door is available. Also referred to as a wardrobe case, unit or storage unit. Used for storage of clothing and personal items.
C0039	Rail, Apron, 4x48x1	1	C / C	Apron rail. Also referred to as an apron front, apron panel, or knee space rail. Used to close in front knee space area and/or provide work surface support between two base cabinets or a base cabinet and wall. Apron rails should be ordered in pairs to provide both front and rear work surface support.
C02C0	Cabinet, U/C/B, 1 Shelf, 1 Drawer, 1 DO, 36x24x22	1	C / C	Standing height under counter base cabinet with an adjustable shelf and a full width drawer above a solid right or left-hinged door (appropriate door hinge configuration to be indicated on equipment elevation drawings). Also referred to as a combination cabinet or a drawer and cupboard cabinet. For general purpose use throughout the facility.
C03E0	Cabinet, U/C/B, 1 Shelf, 1 Drawer, 2 DO, 36x30x22	3	C / C	Standing height under counter base cabinet with an adjustable shelf and a full width drawer above solid hinged doors. Also referred to as a combination cabinet or a drawer and cupboard cabinet. For general purpose use throughout the facility.
C04A0	Cabinet, U/C/B, Open, 2 Shelf, 36x36x22	5	C / C	Standing height under counter base cabinet, open, with two adjustable shelves. Also referred to as an open cabinet. For general purpose use throughout the facility.

# Gym, Patient Rehabilitation Therapy (PRGY3)

## Equipment List

C04E0	Cabinet, U/C/B, 1 Shelf, 1 Drawer, 2 DO, 36x36x22	10	C / C	Standing height under counter base cabinet with an adjustable shelf and a full width drawer above solid hinged doors. Also referred to as a combination cabinet or a drawer and cupboard cabinet. For general purpose use throughout the facility.
CS250	Sink, SS, Single Compartment, 6x12x9 ID	4	C / C	Single compartment stainless steel sink, drop-in, self-rimming, ledge-type, connected with a drain and provided with a mixing faucet. It shall also be provided with pre-punched fixture holes on 4" center, integral back ledge to accommodate deck-mounted fixtures, brushed/polished interior and top surfaces, and sound deadened. Recommended for use in suspended or U/C/B sink cabinets having a high plastic laminate or Chemsurf laminate countertop/work surface. For general purpose use throughout the facility.
CT020	Countertop, Solid Surface	AR	C / C	A solid, nonporous countertop with a smooth seamless appearance. Easy to clean and maintain and with proper cleaning does not support the growth of mold. An acrylic-based solid surface product. Standard thickness of 1", and a 4" butt backsplash/curb. Also referred to as a work surface or work top. Available in a choice of colors and depths. Used in lab and other hospital areas requiring optimum physical and chemical resisting properties.
F0205	Chair, Side With Arms	5	V / V	Upholstered side chair, 32" high X 21" wide X 23" deep with arms, padded seats and padded backs. Seat height is a minimum of 17". Available with or without sled base.
F0340	Stool, Self Adjusting	7	V / V	Self adjusting stool. Consists of a foam padded upholstered seat with attached foot rest for added comfort. Mounted on swivel casters. Designed for doctor's use during examinations.
F2017	Waste Receptacle, 24 GAL	5	V / V	Rectangular steel waste receptacle with step-on lid and 24 gallon capacity. The receptacle is used to collect and temporarily store small quantities of paper refuse. Can be used in restrooms, patient areas, laboratories, pharmacies, etc.
F3200	Clock, Battery, 12" Diameter	2	V / V	Clock, 12" diameter. Round surface, easy to read numbers with sweep second hand. Wall mounted unit for use when impractical to install a fully synchronized clock system. Battery operated, (batteries not included).
G0144	Ergometer, Recumbent Stepper	1	V / V	Seated stepping ergometer for total body, arms and/or legs low impact conditioning. The unit features a closed kinetic chain action which combines reciprocal stepping and arm action. The arm settings and seat are adjustable. A battery operated performance computer allows for adjusting workload level. The unit has a heavy duty steel frame construction with low-density plastic covers.

# Gym, Patient Rehabilitation Therapy (PRGY3)

## Equipment List

G1025	Exercise Machine, Elliptical	1	V / V	An elliptical training machine to simulate stair climbing, walking or running without causing excessive pressure to the joints and to decrease risk of impact injuries. Provides a non-impact cardiovascular workout in a gym or in rehabilitation exercise protocols in a physical therapy clinic. The unit includes upper body handlebars for a total workout. The elliptical can be self-powered by user generated motion or electric powered to adjust motion and for supplying electronic consoles and resistance systems. Some models have optional direct or telemetric pulse monitoring. Database electrical specifications are for those models which require power. Refer to the manufacturers' specifications to verify electrical requirements.
G1037	Weight Set, Exercise, Dumbbell	2	V / V	Set of weightlifting dumbbells for use in physical training or rehabilitation. Weights can be plain metal, rubber cushioned metal or chrome plated and are in matched pairs at each weight increment. Database information refers to a large set of matched weights increasing in 5-lb. increments from 5-lb. to 100- lb. (20 pairs of weights) stacked on the floor. Differing manufacturers may offer more or less extensive selections. The individual facility's requirement will determine the exact set configuration and cost. See JSN G1040 for the racks to hold these weights.
G1040	Rack, Dumbbell	2	V / V	Rack for holding dumbbells in a gym or rehabilitation facility. The manufacturers provide several different rack styles and capacities depending on the number and type of dumbbells the rack(s) will hold. The database information is for a double rail rack holding twenty (ten pairs) of full size metal plate dumbbells.
G1043	Ergometer, Recumbent Bicycle, Computer Assisted	1	V / V	Computer assisted recumbent bicycle aerobic trainer. The trainer provides aerobic workouts on a computer controlled and monitored recumbent bicycle ergometer. The ergometer has several training routines and intensities which either the exerciser or a therapist can select. The unit display provides a readout of work accomplished as well as graphics to motivate the exerciser. Many models offer optional heart rate monitoring and wheels for easy mobility. Depending on the manufacturer and model, the computer is powered by the exerciser or an external source. The database electrical requirements are for those units requiring electrical power. The trainer is used for cardio-respiratory development in a gym or the exercise area of Physical Therapy.
M0515	Television, HDTV	2	V / V	42" diagonal screen, high definition (HDTV) multimedia flat panel display television. The TV will have a 16:9 wide screen aspect ratio, a minimum of 1024 x 768 display resolution, NTSC tuner, built-in stereo speakers and surround sound.
M4045	Scale, Wheelchair, Portable, 1000 lb Capacity	1	V / V	A battery operated, portable, digital wheelchair scale. This item is designed to accommodate extra-wide wheelchairs for weighing bariatric patients and also can be used for walk-ons. The scale can store the weight of the chair. The digital display unit can be scale mounted or mounted on a wall. An optional AC adapter is available. Designed for a gross 1000 lbs. capacity.

# Gym, Patient Rehabilitation Therapy (PRGY3)

## Equipment List

M4116	Monitor, Vital Signs	1	V / V	Electronic sphygmomanometer. LCD displays non-invasive blood pressure, pulse rate and temperature. Used in hospitals and clinics. Includes an optional mobile stand.
M8100	Bath, Warming, Splint	1	V / V	A warming bath for softening splinting sheets of thermoplastic material. Unit will be stainless steel and accommodate 18' x 24' sheets. The unit will include factory-set thermostat of approximately 175 degrees F (high) and 160 degrees F (low), a hinged insulated cover and a rear drain. Thermostat may also be adjusted internally to change range.
M8105	Bath, Paraffin, Hand/ Foot	1	V / V	Paraffin bath for heat treatment of injuries. Unit features a chrome plated, corrosion resistant, double walled Monel metal tank to prevent loss of heat, thermostatic control, drain, timer, thermometer and stand with casters. Smaller models are available.
M8111	Fluidotherapy Unit, Single Extremity	1	V / V	A single extremity fluidotherapy unit that heats and circulates CELLEX particles resulting in a warm massage for the hand, wrist, elbow, foot and ankle. Unit is electronically programmable for regulating temperature, airflow and pulse mode. Used to increase circulation and range of motion, and in the relief of local pain in extremities.
M8115	Conditioner, Cold Treatment Pack	1	V / V	Refrigeration unit for twelve cold therapy packs. Unit features thermostatic temperature control, automatic defrosting and refrigeration grade insulation. Interior chamber is designed to facilitate periodic cleaning. Smaller capacity models are available.
M8120	Therapy Unit, Hydrocollator	1	V / V	Moist Heat Therapy Unit, also referred as a Hydrocollator Heating Unit, are used to apply effective heat to hot packs used in moist heat therapy. Unit is supplied ready for immediate use and requires no special plumbing. Unit features: stainless steel insulated wall, thermostatically controlled, casters ( mobile units only), and standard size Hot Packs. Other unit sizes and accessories (variety of hot packs, tongs, side table rack, etc.) are available.
M8125	Ergometer, Bicycle, Stationary	1	V / V	Bicycle ergometer. The unit includes an adjustable seat, pedals with toe clips, disc brakes, and tachometer/odometer. The display provides readouts of time, speed and distance. The unit features steel construction for durability and reliability. The ergometer is used in progressive rehabilitation or physical training programs.
M8133	Ergometer, Upper Body	1	V / V	Ergometer for measuring upper body exertion during an exercise regimen. The unit consists of a seat and a hand crank mechanism at shoulder height. The unit is used for physical rehabilitation protocols and stress testing. The unit quantifiably measures the effort exerted by the patient.
M8150	Exerciser, Ramp and Curbs	1	V / V	Heavily constructed ramp and curbs exerciser. Unit includes three wide, deep curbs which are 2", 4" and 6" high. The ramp section is also deep and wide and rises gradually from 1/2" to 8" high. The end portion of the ramp section is an 8" high platform which the curb sections meet. The curbs and ramp have a sure-grip, long wearing, non-slip surface. The exerciser is used for training in walking techniques as well as balance.



# Gym, Patient Rehabilitation Therapy (PRGY3)

## Equipment List

M8174	Ultrasound/Neuro-muscular Stimulation Combo Unit	1	V / V	Ultrasound unit in combination with a neuromuscular stimulator; unit can deliver both types of treatments simultaneously or individually. The ultrasound unit operates at one or more frequencies. The electrotherapy portion of the instrument can operate at set voltages or continuously variable across a range. Depending on the ultrasound frequency and electrotherapy voltage, the clinician selects one of several treatment unit heads. Some models feature microprocessor controls, data collection, data correlation and data downloading for analysis over time.
M8210	Cart, Weight, Physical Therapy, w/ Weights	1	V / V	Physical therapy weight cart equipped with weights, two storage shelves, and racks to store dumbbells. Unit is constructed of quality hardwood and mounted on 4 heavy-duty swivel casters. Used for storage of weights. Verify accessory weights with facility.
M8240	Parallel Bars, Physical Therapy	2	V / V	Physical therapy parallel bars. Unit can have manual or electrically powered adjustments. Bar height is adjustable from 25" to 40" and the bar width is adjustable from 16" to 25". Hand rails are chrome plated 1-1/2" steel tubing. Walking aisle is a minimum of 24" wide and finished in natural wood or covered with vinyl matting. Database information reflects 10' or 12' bar length electrically powered units.
M8305	Platform, Exercise, w/Mat, Powered	4	V / V	Exercise platform with power height adjustment. The platform rests on one or two pedestal bases which contain the power mechanism for adjusting the table height. The platform top or removable mattress is covered with heavy duty, nylon-reinforced vinyl for durability. The adjustable height feature is designed to accommodate patients who have difficulty sitting or transferring from a wheelchair as well as providing an optimal working height for the physical therapist once the patient is on the table. Larger and smaller units as well as manual crank platform tables are available.
M8330	Treadmill, Electric	3	V / V	Electric treadmill. Unit consists of a strong steel frame with front and side handrails covered with foam rubber, a remote control unit and a moving belt with a speed range from 0 to 10 mph. The unit also has a patient-controlled start/stop switch and a resettable distance counter. The motor controls the belt speed and changes the elevation of one end of the treadmill up to a 20 degree incline. The unit can be used as an exercise/therapy apparatus or in the practice of preventive medicine. Because of their power requirements, treadmills are also available as 208V powered units. At 110V, a treadmill may require a dedicated circuit. Refer to the manufacturer's literature and the specific installation site for deciding which voltage to use. See JSN M8185 for treadmill/electrocardiography systems used in cardiology studies.
M8331	Treadmill, Weight Bearing System	1	V / V	Incremental weight bearing system. Unit is used to limit weight bearing while exercising on a treadmill. Includes frame, harness, sensor, controller and side pads. Does not include the treadmill.

# Gym, Patient Rehabilitation Therapy (PRGY3)

## Equipment List

R4650	Ice Maker, Flaked, With Dispenser	1	C / C	Ice maker dispenser approximately 71" H x 19"D x 24"W. This unit provides flaked ice and cooled water automatically. The unit has a daily capacity up to 650 pounds and a 100 pound capacity stainless steel storage compartment with water station. It is a freestanding, automatic load ice dispenser for food service and healthcare use. The unit is used in healthcare institutions and various commercial food service operations for dispensing ice.
PT007	Exercise Apparatus, Weight Training, Multi-Station	1	V / V	Multi-station weight training apparatus for physical development and rehabilitation. Unit features a variety of benches, pull bars, supports and seats grouped around a central frame containing one or more weight stacks. Each station is designed to exercise specific muscle groups. A person can perform an extensive weight training routine by moving around the apparatus from station to station. More than one person can use the apparatus simultaneously by training at different stations. The number and types of exercises available depend on the specific model of equipment chosen. Greater system weight capacities for high level athletic competition training are available on some models. The room ceiling may have to be raised to accommodate this equipment. The database specifications refer to a higher end system with a large number of training stations and a standard weight set.
PT010	Trampoline, Re-bouncer	1	V / V	
PT011	Table, Work, Ht. Adj., Crank	2	V / V	
PT012	Table, Splinting	1	V / V	
PT013	Computer Workstation on Wheels	1	V / V	
PT022	Cabinet, W-H, 2 Shelf, 2 DO, 30"x30"	7	C / C	
PT028	Lift, Gaiting	1	V / V	
PT030	Mirror, Posture, Mobile	2	V / V	
PT031	Standing Frame	1	V / V	
PT032	Robotic Locomotion Therapy System	1	V / V	
PT036	Work Simulator Whole Body System	1	V / V	
PT038	Cabinet, W-H, 1 Shelf, 2 DO, 20"x30"	1	C / C	
PT039	Sink, Plaster	1	C / C	
PT040	Balance Machine	1	V / V	

# Gym, Patient Rehabilitation Therapy (PRGY3)

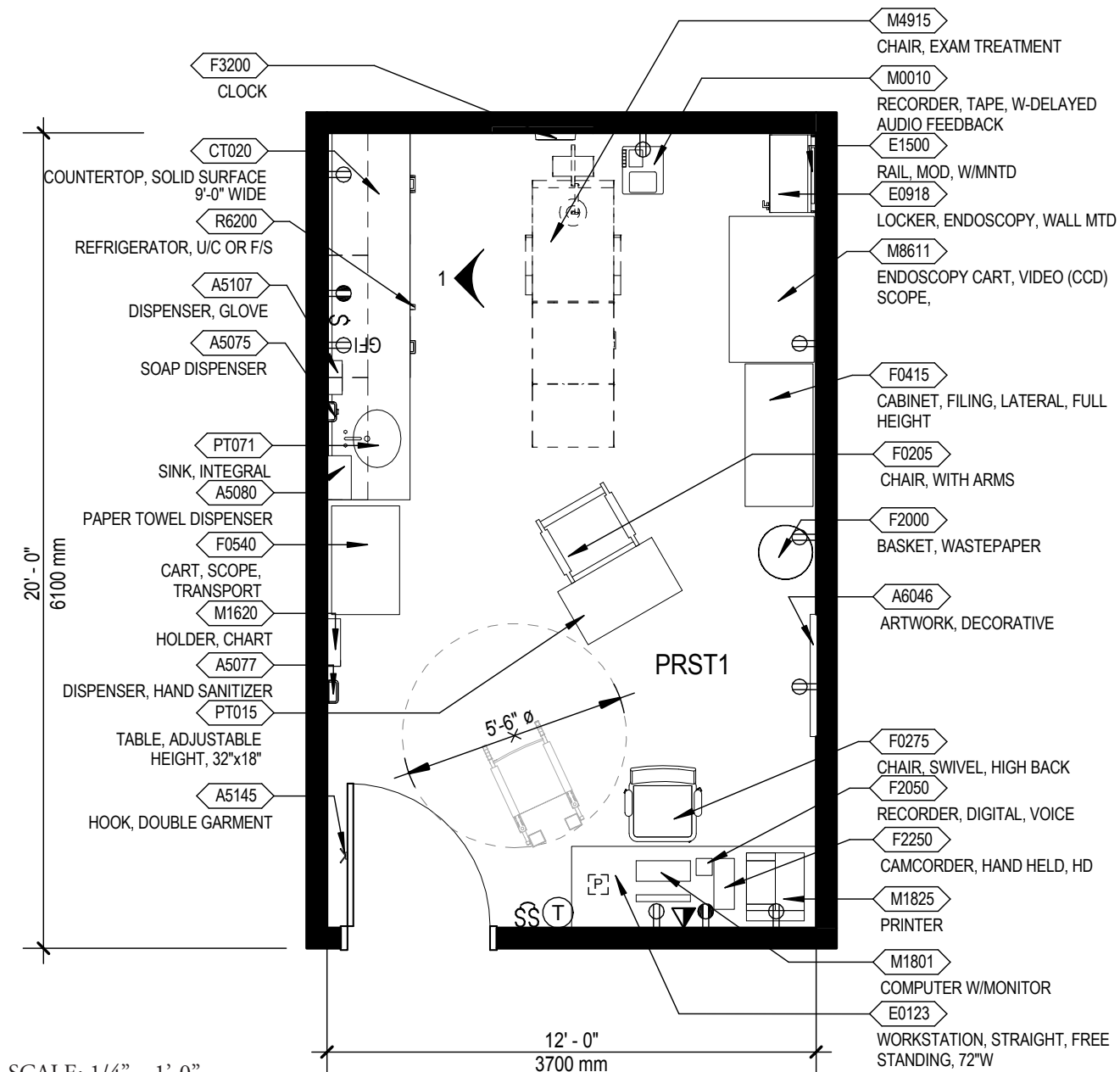
## Equipment List

PT045	Base, ADA Sink	4	C / C	
PT049	Cabinet, Wall Hung, 2 Shelf, 2 Door, 36"	14	C / C	
PT051	Lift, Patient, Physical Therapy	2	C / C	
PT052	Table, Work, Ht. Adj., 60x36	1	C / C	

## 4.4.8 Speech Therapy Lab (PRST1)

### Function:

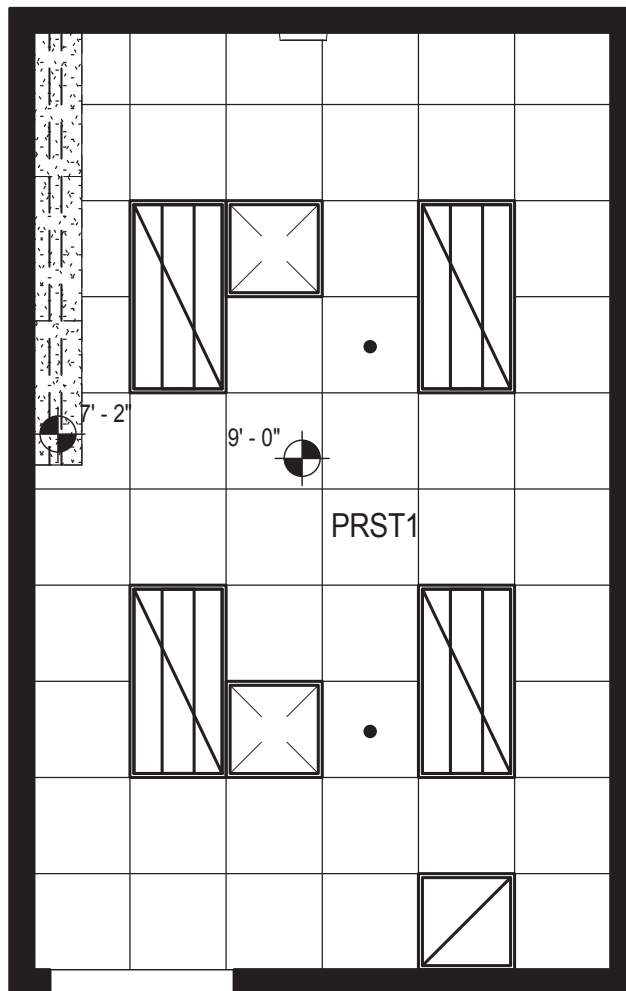
The speech therapy lab is a rehabilitation therapy zone in addition to the speech therapy offices that evaluates and treats patients with speech, communication, and swallowing disorders. The treatment and therapy conducted varies depending on the disorder. It may include physical exercises to strengthen the muscles used in speech and swallowing or sound production practice to improve



Polytrauma Rehabilitation Center • Outpatient Unit  
Floor/Equipment Plan (300 NSF/27.9 NSM)

NOTE: Guide plates are graphical representations of selected room types, illustrating the integration of space, components, systems, and equipment. They provide typical configurations and general technical guidance, and are not intended to be project specific. Specific infrastructure design requirements are contained in VA Design Manuals and Space Planning Criteria located in the VA Technical Information Library.

# Speech Therapy Lab (PRST1)



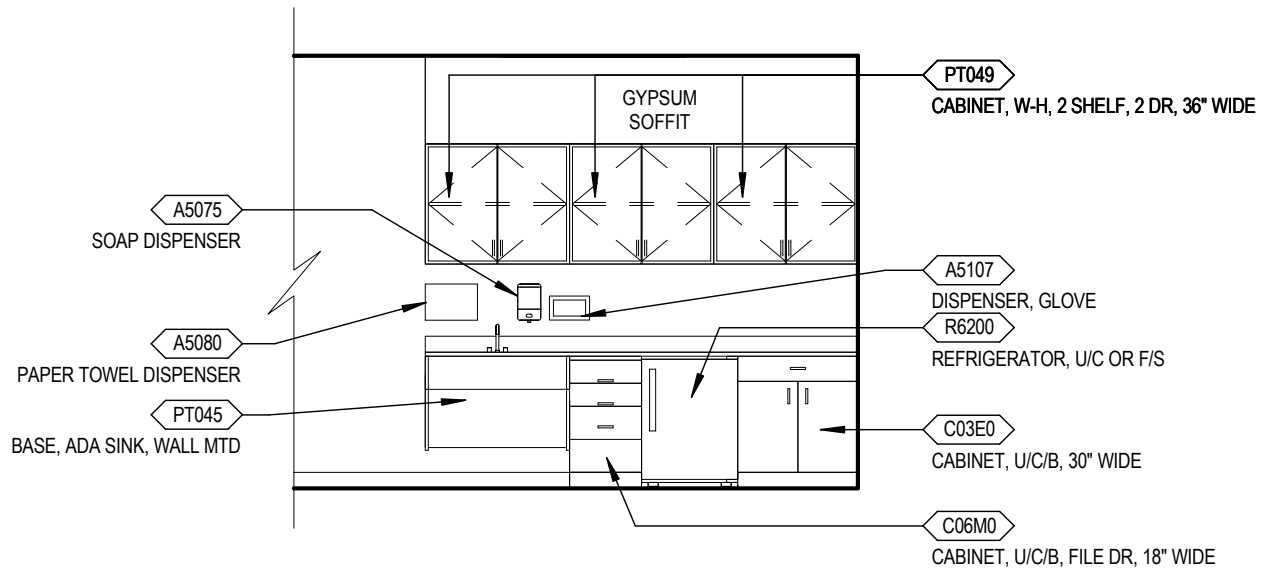
SCALE: 1/4" = 1'-0"



**Polytrauma Rehabilitation Center • Outpatient Unit  
Reflected Ceiling Plan**

NOTE: Guide plates are graphical representations of selected room types, illustrating the integration of space, components, systems, and equipment. They provide typical configurations and general technical guidance, and are not intended to be project specific. Specific infrastructure design requirements are contained in VA Design Manuals and Space Planning Criteria located in the VA Technical Information Library.

# Speech Therapy Lab (PRST1)



**Elevation 1**

SCALE: 1/4" = 1'-0"



**Polytrauma Rehabilitation Center • Outpatient Unit  
Elevation(s)**

NOTE: Guide plates are graphical representations of selected room types, illustrating the integration of space, components, systems, and equipment. They provide typical configurations and general technical guidance, and are not intended to be project specific. Specific infrastructure design requirements are contained in VA Design Manuals and Space Planning Criteria located in the VA Technical Information Library.

# Speech Therapy Lab (PRST1)

## Room Data Sheet

ARCHITECTURAL	
Ceiling	Acoustical Ceiling Tile
Ceiling Height	9'-0" to 10'-0"
Wall Finish	Gypsum Wallboard / Paint
Base	Resilient Base
Floor Finish	Carpet Tile
Door	3'-6" x 7'-0", Wood or Metal
Hardware	4E
Noise (STC Rating)	45 Slab-to-slab construction
Depression	None Special
Construction	Solid Surface counter with integral sink, wall hung cabinets, and base cabinets

HVAC	
Dry Bulb Temp Cooling	75° F (24° C)
Dry Bulb Temp Heating:	70° F (21° C)
Minimum Outside Air:	2 Air Changes/Hr
100% Exhaust Air	—
Noise Criteria	NC35
Relative Humidity/Cooling:	60%
Relative Humidity/Heating	20%
Minimum Air Changes/Hr.	6
Room Pressure	Neutral
AC Load Lights	As Required
AC Load Equipment	As Required
Number of People	2 or 3

LIGHTING	
General:	
1. 2'x4' Direct/Indirect Light fixture, Linear prismatic fully frosted acrylic lens with F32T8 lamps, 3500 °K, CRI = 70	
2. Under cabinet light	
3. Provides ballasts per fixture for desired switching configuration	
4. Lighting Level: 50fc	

COMMUNICATIONS	
Patient Monitor	
Nurse Call	
Security/Duress	
CCTV	
Telephone	Yes
Pub Address	
Radio	
Data	Yes
Panic Call	Yes
Battery Operated Clock	Yes
Intercom (Phone)	
Staff Assist	Yes

POWER	
General	Yes
Special	
Emergency	Yes

PLUMBING AND MEDICAL GASES	
Cold Water	Yes
Hot Water	Yes
Laboratory Air	
Laboratory Vacuum	
Sanitary/Vent	Yes
Medical Air	
Medical Vacuum	
Oxygen	
Nitrous Oxide	
Nitrogen	
Anesthesia Evac	

# Speech Therapy Lab (PRST1)

## Equipment List

JSN	NAME	QTY	AI	DESCRIPTION
A5075	Dispenser, Soap, Disposable	1	V / V	Disposable soap dispenser. One-handed dispensing operation. Designed to accommodate disposable soap cartridge and valve.
A5077	Dispenser, Hand Sanitizer, Hands-Free	1	C / C	A touch free wall-mounted hand sanitizer dispenser. For use throughout a healthcare facility. Unit does not include the sanitizing liquid. Units are battery operated.
A5080	Dispenser, Paper Towel, SS, Surface Mounted	1	C / C	A surface mounted, satin finish stainless steel, single-fold, paper towel dispenser. Dispenser features: tumbler lock; front hinged at bottom; and refill indicator slot. Minimum capacity 400 single-fold paper towels. For general purpose use throughout the facility.
A5107	Dispenser, Glove, Surgical/Examination, Wall Mntd	1	V / V	Examination glove dispenser box for wall mounting. Fabricated of either cold rolled steel with a white baked enamel finish, plastic or acrylic. Provided with wall bracket to facilitate mounting and demounting.
A5145	Hook, Garment, Double, SS, Surface Mounted	1	C / C	A surface mounted, satin finish stainless steel, double garment hook. Equipped with a concealed mounting bracket that is secured to a concealed wall plate. For general purpose use throughout the facility to hang various items of apparel.
A6046	Artwork, Decorative, With Frame	1	V / V	This JSN is to be used for determining and defining location of decorative artwork.
C03E0	Cabinet, U/C/B, 1 Shelf, 1 Drawer, 2 DO, 36x30x22	1	C / C	Standing height under counter base cabinet with an adjustable shelf and a full width drawer above solid hinged doors. Also referred to as a combination cabinet or a drawer and cupboard cabinet. For general purpose use throughout the facility.
C06M0	Cabinet, U/C/B, 1 PBD, 2 DR, 1 File DR, 30x18x22	1	C / C	Sitting height under counter base cabinet with a pullboard above two drawers and file drawer. Also referred to as a drawer cabinet. For general purpose use throughout the facility.
CT020	Countertop, Solid Surface	AR	C / C	A solid, nonporous countertop with a smooth seamless appearance. Easy to clean and maintain and with proper cleaning does not support the growth of mold. An acrylic-based solid surface product. Standard thickness of 1", and a 4" butt backsplash/curb. Also referred to as a work surface or work top. Available in a choice of colors and depths. Used in lab and other hospital areas requiring optimum physical and chemical resisting properties.



# Speech Therapy Lab (PRST1)

## Equipment List

E0123	Workstation, Straight, Free Standing, 72" W	1	V / V	This JSN will provide a whole work station typical to quickly plan work in areas in clinical or administrative spaces. There will be a price decrease if typical work stations are used with vertical hanging strips instead of panels. THIS TYPICAL INCLUDES: 4 Standard Solid Panels 2 Panel Connectors, 2-Way Corner 1 Panel-to-Panel Connector 2 Finished End Hardware 1 Cantilevered, Work Surface 2 Lockable Flipper Units 2 Shelf, Storage/Displays 2 Lights 1 Tack board 1 Tool Rail 1 Paper Tray 1 Diagonal Tray 1 Adjustable Keyboard Tray 1 Mobile Pedestal, Box/File
E0918	Locker, Supply, Endoscopy, Wall Mtd, 24"W x 14"D	1	V / V	THIS TYPICAL INCLUDES:  1 Scope Storage Cabinet w/Lock  1 Bracket, Endoscope  1 Bracket, Distal Tube 1 Cabinet Drip Pan.  E1500 Wall Mounting Rail is Required  Consider the need for an E0921 to transport the locker from place to place
E1500	Rail, MOD, W/ MNTD, HX144XD	1	V / V	Wall mounted rail used for hanging (mounting) lockers, shelves and drawers on a wall.
F0205	Chair, Side With Arms	1	V / V	Upholstered side chair, 32" high X 21" wide X 23" deep with arms, padded seats and padded backs. Seat height is a minimum of 17". Available with or without sled base.
F0275	Chair, Swivel, High Back	1	V / V	Highback contemporary swivel chair, 41" high X 23" wide X 23" deep with five (5) caster swivel base and arms. Chair may be used at desks or in conference rooms. Back and seat are foam padded and upholstered with either woven textile fabric or vinyl.
F0415	Cabinet, Filing, Lateral, Full Height, 5 Drawer	1	V / V	Full height five (5) drawer lateral filing cabinet, 65" high X 42" wide X 18" deep with floor levelers (front), locking device and drawer label holders. Drawers are adaptable to either letter or legal size materials.

# Speech Therapy Lab (PRST1)

## Equipment List

F0540	Cart, Scope, Transport	1	V / V	A cart designed specifically for the safe transport of endoscopy scopes. The cart will have a lightweight frame of a tubular welded construction. The sides and back panels will be of a foamed resin with a work top of seamless, raised edge plastic. The cart will have rectangle or round trays with lids and will have 4 casters with 2 locking. Cart may have a roll-top door with a key lock.
F2000	Basket, Wastepaper, Round, Metal	1	V / V	Round wastepaper basket, approximately 18" high X 16" diameter. This metal unit is used to collect and temporarily store small quantities of paper refuse in patient rooms, administrative areas and nursing stations.
F2050	Recorder, Digital, Voice	1	V / V	Digital voice recorder, approximately 7" H X 3" W X 2" D, with both record and play capabilities. Includes internal flash memory. Auto stop, pause, tone control and built in microphone; AC/DC. Requires convenience outlet at point of use when not using batteries.
F2250	Camcorder, Hand Held, HD, Zoom, w/Microphone	1	V / V	Hand held camcorder with full HD recording, LCD display and microphone. Camcorder will also have capability for still picture capture. Audio and video output will be fully transferable to a computer.
F3200	Clock, Battery, 12" Diameter	1	V / V	Clock, 12" diameter. Round surface, easy to read numbers with sweep second hand. Wall mounted unit for use when impractical to install a fully synchronized clock system. Battery operated, (batteries not included).
M0010	Recorder, Tape, w/ Delayed Audio Feedback	1	V / V	Delayed audio feedback tape recorder. Unit consists of a recorder and playback mechanism which delays speech playback so the patient can directly associate what was said with how it sounds. The unit includes a delay mode/time selector, amplifier and microphone. Electrical specifications are for an optional battery recharger. Some manufacturers equipment requires an ancillary computer for operation; refer to the specific maker's literature. See JSN M1800 for computer equipment. Used for speech modification training and therapy.
M1620	Holder, Chart, Patient, Wall or Door Mounted	1	V / V	Wall or door mounted patient chart holder. Constructed of durable plastic or metal. Used for holding patient records. Size as required.
M1801	Computer, Micro-processing, w/Flat Panel Monitor	1	V / V	Desk top microprocessing computer. The unit shall consist of a central processing mini tower, flat panel monitor, keyboard, mouse and speakers. The system shall have the following minimum characteristics: a 2.8 GHz Pentium processor; 512 MB memory; 80GB hard drive; 32/48x CD-ROM/DVD combo; 1.44MB network interface card; video 32 MB NVIDIA; a 18 inch flat panel monitor. The computer is used throughout the facility to input, manipulate and retrieve information.
M1825	Printer, Computer	1	V / V	High resolution computer printer with a variety of type styles and sheet/envelope feeder trays. Database information reflects network ready, medium duty office style laser printers. Other types of printers (bubble jet, dot matrix, line or plotter) as well as light or heavy use capabilities are available.

# Speech Therapy Lab (PRST1)

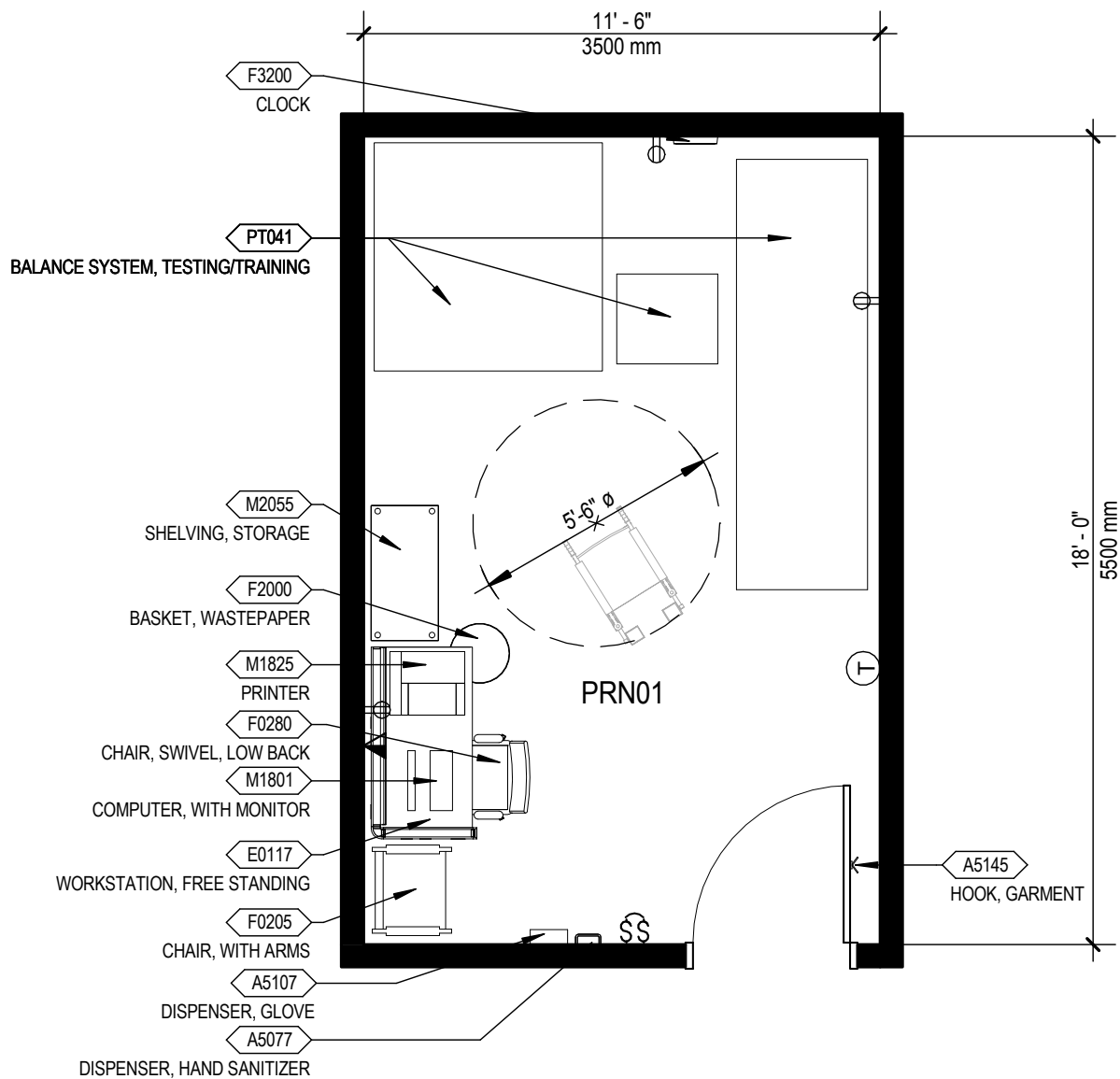
## Equipment List

M4915	Chair, Exam/ Treatment, ENT, w/ Adjustable Light	1	V / V	ENT exam/treatment chair with adjustable light. Chair can be rotated 330 degrees locking at desired position. Unit is electrically powered for precise positioning and has an adjustable headrest and armrest. It may include an adjustable gooseneck light. Unit is designed for use during examinations, treatments, and minor procedures.
M8611	Endoscopy Cart, Video (CCD) Scope, with Info. Mgmt	1	V / V	Endoscopy cart with video, printing and information management capabilities for use with endoscopes which have a charge coupled device (CCD) camera chip or similar technology embedded in the distal end of the endoscope. This system does not support direct observation fiber-optic endoscopes. See JSNs M8505-M8507. A typical system includes two carts, a light source, an insufflator, a suction unit, an electrosurgical apparatus, a heat probe unit, a control unit, a monitor, a video recorder, a computer system with software and a color printer. This JSN does not include the endoscope; refer to the endoscope JSNs from M8500-M8550. Each cart can support one or more types of endoscopes and should be specifically tailored to its intended use. This cart is intended for stand alone use although it may be connected to an endoscopy information management system; refer to JSN M8600. Database physical information and pricing is for a high end system on two carts containing one of each of the mentioned components. The electrical power draw will require two separate circuits.
R6200	Refrigerator, U/C or F/S, 5 Cu Ft	1	V / V	Utility refrigerator approximately 35" H x 24" W x 26" D. The unit has a two tray ice cube cooling system. The refrigerator fits standard architectural dimensions for undercounter installation. The unit is perfect for use in nurses' station, wards, and laboratories, pharmacies or wherever space is limited.
PT015	Table, Adjustable Height, 18x32	1	V / V	
PT045	Base, ADA Sink	1	C / C	
PT049	Cabinet, Wall Hung, 2 Shelf, 2 Door, 36"	3	C / C	
PT071	Sink, Integral ADA	1	C / C	

## 4.4.9 Balance Testing Room (PRN01) Test-Fit

### Function:

The balance testing/training system is used to assess and retrain the sensory and voluntary motor control of balance with visual biofeedback on either a stable or unstable support surface and in a stable or dynamic visual environment using a dynamic dual forceplate with rotation capabilities to measure the vertical forces exerted by the patient's feet.



SCALE: 1/4" = 1'-0"



Polytrauma Rehabilitation Center • Outpatient Unit  
Floor/Equipment Plan (200 NSF/18.6 NSM)

NOTE: Guide plates are graphical representations of selected room types, illustrating the integration of space, components, systems, and equipment. They provide typical configurations and general technical guidance, and are not intended to be project specific. Specific infrastructure design requirements are contained in VA Design Manuals and Space Planning Criteria located in the VA Technical Information Library.

# Balance Testing Room (PRN01)

## Equipment List

JSN	NAME	QTY	AI	DESCRIPTION
A5077	Dispenser, Hand Sanitizer, Hands-Free	1	C / C	A touch free wall-mounted hand sanitizer dispenser. For use throughout a healthcare facility. Unit does not include the sanitizing liquid. Units are battery operated.
A5107	Dispenser, Glove, Surgical/Examination, Wall Mntd	1	V / V	Examination glove dispenser box for wall mounting. Fabricated of either cold rolled steel with a white baked enamel finish, plastic or acrylic. Provided with wall bracket to facilitate mounting and demounting.
A5145	Hook, Garment, Double, SS, Surface Mounted	1	C / C	A surface mounted, satin finish stainless steel, double garment hook. Equipped with a concealed mounting bracket that is secured to a concealed wall plate. For general purpose use throughout the facility to hang various items of apparel.
E0117	Workstation, Straight, Free Standing, 48" W	1	V / V	This JSN will provide a whole work station typical to quickly plan work areas in clinical or administrative spaces. There will be a price decrease if typical work stations are used with vertical hanging strips instead of panels. THIS TYPICAL INCLUDES:  2 standard solid panels; 1 panel connector, 2-way corner; 2 finished end hardware kits; 1 cantilevered work surface; 1 lockable flipper unit; 1 light; 1 tack board; 1 tool rail; 1 diagonal tray; 1 adjustable keyboard tray; 1 mobile pedestal, box/file; 1 support panel.
F0205	Chair, Side With Arms	1	V / V	Upholstered side chair, 32" high X 21" wide X 23" deep with arms, padded seats and padded backs. Seat height is a minimum of 17". Available with or without sled base.
F0280	Chair, Swivel, Low Back	1	V / V	Low back contemporary swivel chair, 37" high X 25" wide X 31" deep with a five (5) caster swivel base, arms and foam padded seat and back upholstered with either woven textile fabric or vinyl.
F2000	Basket, Wastepaper, Round, Metal	1	V / V	Round wastepaper basket, approximately 18" high X 16" diameter. This metal unit is used to collect and temporarily store small quantities of paper refuse in patient rooms, administrative areas and nursing stations.
F3200	Clock, Battery, 12" Diameter	1	V / V	Clock, 12" diameter. Round surface, easy to read numbers with sweep second hand. Wall mounted unit for use when impractical to install a fully synchronized clock system. Battery operated, (batteries not included).
M1801	Computer, Micro-processing, w/Flat Panel Monitor	1	V / V	Desk top microprocessing computer. The unit shall consist of a central processing mini tower, flat panel monitor, keyboard, mouse and speakers. The system shall have the following minimum characteristics: a 2.8 GHz Pentium processor; 512 MB memory; 80GB hard drive; 32/48x CD-ROMDVD combo; 1.44MB network interface card; video 32 MB NVIDIA; a 18 inch flat panel monitor. The computer is used throughout the facility to input, manipulate and retrieve information.
M1825	Printer, Computer	1	V / V	High resolution computer printer with a variety of type styles and sheet/envelope feeder trays. Database information reflects network ready, medium duty office style laser printers. Other types of printers (bubble jet, dot matrix, line or plotter) as well as light or heavy use capabilities are available.

---

# Balance Testing Room (PRN01)

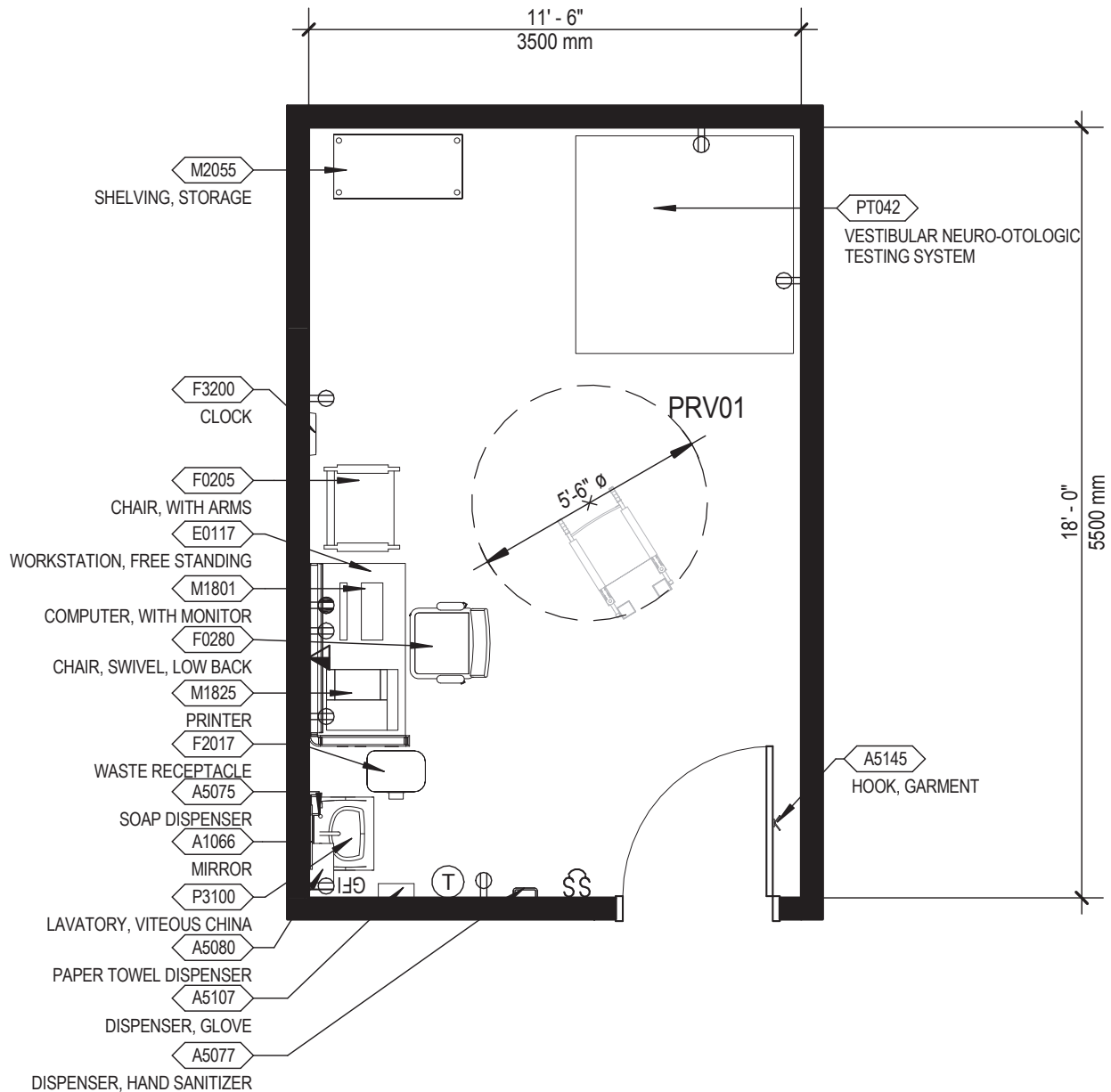
## Equipment List

M2055	Shelving, Storage, Wire, CRS, w/ Adjustable Shelves	1	V / V	Stationary, wire, shelving unit. Unit has fully adjustable shelves constructed of stainless steel. For use in general purpose storage areas. Shelving is provided in various sizes and configurations. Price provided is for a unit approximately 74"H x 18"D x 48"W with four shelves.
PT041	Balance System, Testing / Training	1	V / V	

## 4.4.10 Vestibular Room (PRV01)

**Function:**

The vestibular room provides visual and vestibular systems testing to determine if the vestibular (inner ear) or the neurological system is the cause of a balance disorder.



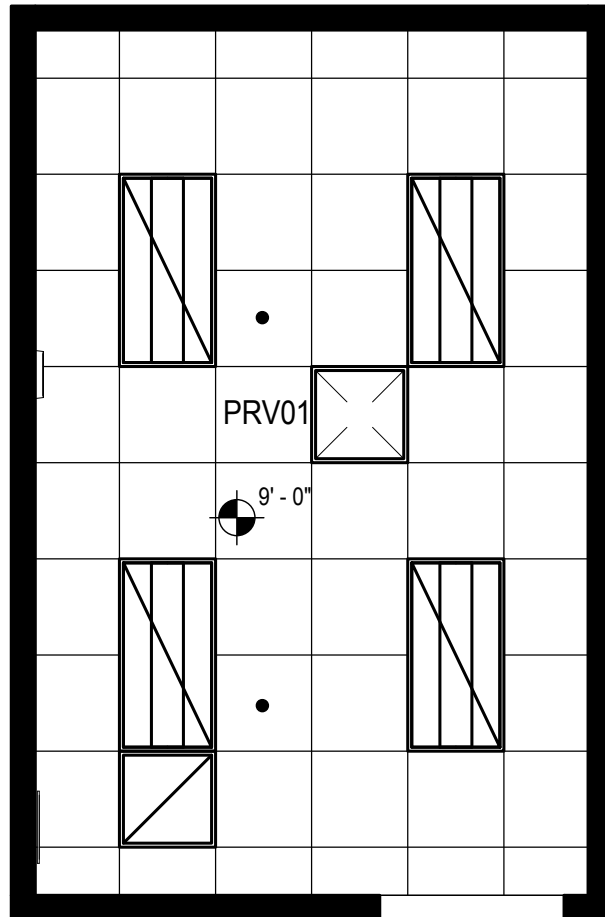
SCALE: 1/4" = 1'-0"



**Polytrauma Rehabilitation Center • Outpatient Unit  
Floor/Equipment Plan (200 NSF/18.6 NSM)**

NOTE: Guide plates are graphical representations of selected room types, illustrating the integration of space, components, systems, and equipment. They provide typical configurations and general technical guidance, and are not intended to be project specific. Specific infrastructure design requirements are contained in VA Design Manuals and Space Planning Criteria located in the VA Technical Information Library.

# Vestibular Room (PRV01)



SCALE: 1/4" = 1'-0"



**Polytrauma Rehabilitation Center • Outpatient Unit**  
**Reflected Ceiling Plan**

NOTE: Guide plates are graphical representations of selected room types, illustrating the integration of space, components, systems, and equipment. They provide typical configurations and general technical guidance, and are not intended to be project specific. Specific infrastructure design requirements are contained in VA Design Manuals and Space Planning Criteria located in the VA Technical Information Library.



# Vestibular Room (PRV01)

## Room Data Sheet

ARCHITECTURAL	
Ceiling	Acoustical Ceiling Tile
Ceiling Height	9'-0" to 10'-0"
Wall Finish	Gypsum Wallboard / Paint
Base	Resilient Base
Floor Finish	Solid Vinyl Floor Tile
Door	3'-6" x 7'-0", Wood or Metal
Hardware	1K
Noise (STC Rating)	45 Slab-to-slab construction
Depression	None Special
Construction	Wall mounted lavatory

HVAC	
Dry Bulb Temp Cooling	75° F (24° C)
Dry Bulb Temp Heating:	70° F (21° C)
Minimum Outside Air:	2 Air Changes/Hr
100% Exhaust Air	—
Noise Criteria	NC35
Relative Humidity/Cooling:	60%
Relative Humidity/Heating	20%
Minimum Air Changes/Hr.	6
Room Pressure	Neutral
AC Load Lights	As Required
AC Load Equipment	As Required
Number of People	2

LIGHTING	
General:	
1. 2'x4' Direct/Indirect Light fixture, Linear prismatic fully frosted acrylic lens with F32T8 lamps, 3500 °K, CRI = 70	
2. Provides ballasts per fixture for desired switching configuration	
3. Lighting Level: 50fc	

COMMUNICATIONS	
Patient Monitor	
Nurse Call	
Security/Duress	
CCTV	
Telephone	Yes
Pub Address	
Radio	
Data	Yes
Panic Call	
Battery Operated Clock	Yes
Intercom (Phone)	
Staff Assist	Yes

POWER	
General	Yes
Special	Yes
Emergency	Yes

PLUMBING AND MEDICAL GASES	
Cold Water	Yes
Hot Water	Yes
Laboratory Air	
Laboratory Vacuum	
Sanitary/Vent	Yes
Medical Air	
Medical Vacuum	
Oxygen	
Nitrous Oxide	
Nitrogen	
Anesthesia Evac	

# Vestibular Room (PRV01)

## Equipment List

JSN	NAME	QTY	AI	DESCRIPTION
A1066	Mirror, Float Glass, With SS Frame	1	C / C	A high quality 1/4" polished float glass mirror 36X18, framed in a one-piece, bright polished, stainless steel channel frame with 90° mitered corners. All edges of the mirror are protected by absorbing filler strips. Mirror has a galvanized steel back with integral horizontal hanging brackets and wall hanger for concealed mounting. For mounting above single wall mounted lavatories located in toilet areas, Doctors examination offices, etc. May also be used above double lavatories, either wall or countertop mounted, found in restroom areas.
A5075	Dispenser, Soap, Disposable	1	V / V	Disposable soap dispenser. One-handed dispensing operation. Designed to accommodate disposable soap cartridge and valve.
A5077	Dispenser, Hand Sanitizer, Hands-Free	1	C / C	A touch free wall-mounted hand sanitizer dispenser. For use throughout a healthcare facility. Unit does not include the sanitizing liquid. Units are battery operated.
A5080	Dispenser, Paper Towel, SS, Surface Mounted	1	C / C	A surface mounted, satin finish stainless steel, single-fold, paper towel dispenser. Dispenser features: tumbler lock; front hinged at bottom; and refill indicator slot. Minimum capacity 400 single-fold paper towels. For general purpose use throughout the facility.
A5107	Dispenser, Glove, Surgical/Examination, Wall Mntd	1	V / V	Examination glove dispenser box for wall mounting. Fabricated of either cold rolled steel with a white baked enamel finish, plastic or acrylic. Provided with wall bracket to facilitate mounting and demounting.
A5145	Hook, Garment, Double, SS, Surface Mounted	1	C / C	A surface mounted, satin finish stainless steel, double garment hook. Equipped with a concealed mounting bracket that is secured to a concealed wall plate. For general purpose use throughout the facility to hang various items of apparel.
E0117	Workstation, Straight, Free Standing, 48" W	1	V / V	This JSN will provide a whole work station typical to quickly plan work areas in clinical or administrative spaces. There will be a price decrease if typical work stations are used with vertical hanging strips instead of panels. THIS TYPICAL INCLUDES:  2 standard solid panels; 1 panel connector, 2-way corner; 2 finished end hardware kits; 1 cantilevered work surface; 1 lockable flipper unit; 1 light; 1 tack board; 1 tool rail; 1 diagonal tray; 1 adjustable keyboard tray; 1 mobile pedestal, box/file; 1 support panel.
F0205	Chair, Side With Arms	1	V / V	Upholstered side chair, 32" high X 21" wide X 23" deep with arms, padded seats and padded backs. Seat height is a minimum of 17". Available with or without sled base.
F0280	Chair, Swivel, Low Back	1	V / V	Low back contemporary swivel chair, 37" high X 25" wide X 31" deep with a five (5) caster swivel base, arms and foam padded seat and back upholstered with either woven textile fabric or vinyl.
F2017	Waste Receptacle, 24 GAL	5	V / V	Rectangular steel waste receptacle with step-on lid and 24 gallon capacity. The receptacle is used to collect and temporarily store small quantities of paper refuse. Can be used in restrooms, patient areas, laboratories, pharmacies, etc.

# Vestibular Room (PRV01)

## Equipment List

F3200	Clock, Battery, 12" Diameter	1	V / V	Clock, 12" diameter. Round surface, easy to read numbers with sweep second hand. Wall mounted unit for use when impractical to install a fully synchronized clock system. Battery operated, (batteries not included).
M1801	Computer, Micro-processing, w/Flat Panel Monitor	1	V / V	Desk top microprocessing computer. The unit shall consist of a central processing mini tower, flat panel monitor, keyboard, mouse and speakers. The system shall have the following minimum characteristics: a 2.8 GHz Pentium processor; 512 MB memory; 80GB hard drive; 32/48x CD-ROMDVD combo; 1.44MB network interface card; video 32 MB NVIDIA; a 18 inch flat panel monitor. The computer is used throughout the facility to input, manipulate and retrieve information.
M1825	Printer, Computer	1	V / V	High resolution computer printer with a variety of type styles and sheet/envelope feeder trays. Database information reflects network ready, medium duty office style laser printers. Other types of printers (bubble jet, dot matrix, line or plotter) as well as light or heavy use capabilities are available.
M2055	Shelving, Storage, Wire, CRS, w/ Adjustable Shelves	1	V / V	Stationary, wire, shelving unit. Unit has fully adjustable shelves constructed of stainless steel. For use in general purpose storage areas. Shelving is provided in various sizes and configurations. Price provided is for a unit approximately 74"H x 18"D x 48"W with four shelves.
P3100	Lavatory, Vitreous China, Slab Type	1	C / C	Wall mounted, slab type, vitreous china, lavatory (approximate bowl size 7"x15"x10") with: faucet holes on 4" centers; gooseneck spout; wrist blade handles; and grid strainer. It shall be suitable for use in clinics, offices, washrooms or patient care area.
PT042	Vestibular Neuro-Otologic Testing System	1	V / V	

---

This page has been left blank intentionally.