

VA



U.S. Department of Veterans Affairs

Office of Construction & Facilities Management

Office of Facilities Planning

Facilities Standards Service



Urgent Care

PG-18-12

October 1, 2023

designguide

TABLE OF CONTENTS

- 1.0 GENERAL.....1-1**
 - 1.1 Foreword.....1-1
 - 1.2 Introduction.....1-3
 - 1.3 Acknowledgements.....1-4
 - 1.4 Definitions.....1-8
 - 1.5 Abbreviations.....1-10
 - 1.6 Codes and Standards.....1-12
 - 1.6.1 Local Codes and References.....1-12
 - 1.6.2 VA Technical Standards.....1-12
 - 1.6.3 VA and VHA Directives, Handbooks and Manuals.....1-12
 - 1.6.4 National Industry Standards.....1-13

- 2.0 PLANNING STANDARDS.....2-1**
 - 2.1 General.....2-1
 - 2.1.1 About Urgent Care Services.....2-1
 - 2.1.2 New (first time) Design Guide.....2-2
 - 2.1.3 Front Door to Medical Services.....2-2
 - 2.2 Urgent Care Operations.....2-2
 - 2.2.1 Public/Patient vs. Staff/Provider Organization.....2-3
 - 2.2.2 Merged/Separated Functional Areas.....2-3
 - 2.2.3 Patient Access and Assessment Processes.....2-3
 - 2.2.4 Mental Health Processes.....2-4
 - 2.2.5 Patient Diagnostics/Imaging Processes.....2-4
 - 2.2.6 Tele-Health.....2-4
 - 2.2.7 Patient Care Support.....2-5
 - 2.2.8 Forensics Procedures.....2-5
 - 2.3 Patient Acuties and Interventions.....2-6
 - 2.3.1 Criticality and Support Infrastructure.....2-6
 - 2.4 Changing Facility Needs for Urgent Care.....2-6
 - 2.4.1 Key Concepts.....2-6
 - 2.4.2 Strategic Planning for Urgent Care Facilities.....2-7
 - 2.4.3 Technology Applications.....2-8
 - 2.4.4 Operating Costs.....2-8
 - 2.4.5 Healing Environments.....2-9
 - 2.5 Planning Urgent Care Facilities.....2-9
 - 2.5.1 Urgent Care Space Allocation.....2-9
 - 2.5.2 External Departmental Adjacencies.....2-9
 - 2.5.3 Internal Adjacencies.....2-10
 - 2.5.4 New, Addition or Renovation Project.....2-10
 - 2.5.5 Urgent Care Unique Rooms/Spaces.....2-10
 - 2.5.6 Urgent Care Common Rooms/Spaces.....2-16
 - 2.6 Patient Type and Acuity Impact on Type of Treatment/Assessment.....2-18
 - 2.6.1 Women Veterans.....2-18
 - 2.6.2 Mental Health.....2-19



2.6.3	Geriatric Veterans	2-20
2.7	<u>Urgent Care Functional Areas</u>	2-22
2.7.1	Security/Police Areas and Reception/Public Areas	2-22
2.7.2	Patient Assessment Area	2-23
2.7.3	Bariatric Patient Area	2-24
2.7.4	Staff Work Area.....	2-24
2.7.5	Support Area	2-24
2.7.6	Staff and Administrative Area.....	2-24
2.7.7	Education Area.....	2-24
2.8	<u>Scalable Urgent Care Functional Diagrams</u>	2-25
2.8.1	8 Exam / Treatment Room UC	2-25
2.8.2	20 Exam / Treatment Room UC.....	2-28
3.0	<u>DESIGN STANDARDS</u>.....	3-1
3.1	<u>Site Design</u>	3-1
3.1.1	Parking	3-1
3.1.2	Signage.....	3-1
3.1.3	Covered Entry.....	3-1
3.1.4	Physical Security.....	3-1
3.1.5	Outdoor Therapeutic Spaces (not applicable).....	3-1
3.2	<u>Architectural Design</u>	3-1
3.2.1	General.....	3-1
3.2.2	Daylight	3-2
3.2.3	Acoustics / Noise Control.....	3-2
3.2.4	Accessibility.....	3-2
3.2.5	Safety / Security.....	3-2
3.3	<u>Interior Design</u>	3-2
3.3.1	General.....	3-2
3.3.2	Interior Finishes, Doors and Hardware.....	3-3
3.3.3	Flooring	3-3
3.3.4	Ceilings	3-4
3.3.5	Walls / Partitions.....	3-4
3.3.6	Doors / Door Hardware.....	3-4
3.3.7	Wall Protection and Handrails	3-5
3.3.8	Signage / Wayfinding	3-5
3.3.9	Furnishings/Furniture.....	3-6
3.3.10	Millwork / Casework.....	3-6
3.4	<u>Structural Design</u>	3-6
3.4.1	General.....	3-6
3.4.2	Equipment Supports	3-7
3.5	<u>Mechanical Design</u>	3-7
3.5.1	General.....	3-7
3.5.2	Exam / Treatment Room Exhaust.....	3-8
3.6	<u>Lighting Design</u>	3-8
3.7	<u>Electrical Design</u>	3-8
3.8	<u>Plumbing Design</u>	3-9
3.9	<u>Communications Systems</u>	3-9
3.9.1	General.....	3-9



3.9.2	Telecommunications Infrastructure.....	3-10
3.9.3	Nurse Call.....	3-10
3.9.4	Television Distribution System.....	3-10
3.9.5	Security and Access Control	3-10
3.9.6	Paging System.....	3-10
3.9.7	Public Safety Communication System	3-11
3.9.8	Intercom System	3-11
3.10	<u>Information Management Systems</u>	3-11
3.10.1	Wireless Network Wi-Fi	3-11
3.11	<u>Fire Protection and Life Safety Systems</u>	3-11
3.11.1	Fire Protection Systems.....	3-11
3.11.2	Life Safety Systems	3-11
3.11.3	Mental Health Areas	3-12
3.12	<u>Special Systems</u>	3-12
3.12.1	Pneumatic Tube (not applicable).....	3-12
3.13	<u>Waste Management</u>	3-12
3.13.1	Medical Waste	3-12
3.13.2	Trash	3-12
3.13.3	Recycling.....	3-12
3.13.4	Soiled Linen	3-12
3.14	<u>Medical Equipment</u>	3-13
3.15	<u>Safe Patient Handling and Mobility</u>	3-13
3.15.1	General.....	3-13
3.15.2	Project Coordination.....	3-13
3.16	<u>Infection Prevention and Control</u>	3-13
3.16.1	General.....	3-13
3.16.2	Infectious Diseases	3-14
3.16.3	Floor Mounted Appurtenances/Conduit in Patient Care Areas.....	3-14
3.17	<u>Sustainable Design</u>	3-14
4.0	<u>ROOM STANDARDS</u>	4-1
4.1	<u>General</u>	4-1
4.1.1	Introduction	4-1
4.1.2	Disclaimer	4-2
4.1.3	Legend.....	4-3
4.2	<u>Room Templates</u>	4-5
4.2.1	<u>Quick Look Nurse/Nurse First Position Station, UC (CUC11)</u>	4-6
4.2.2	<u>Triage Room, UC (CUC12)</u>	4-15
4.2.3	<u>Bariatric Triage Room, UC (CUC13)</u>	4-26
4.2.4	<u>Rapid Testing Room, UC (CUC15)</u>	4-37
4.2.5	<u>General Exam/Treatment Room, UC (CUC21)</u>	4-46
4.2.6	<u>Bariatric Patient Exam/Treatment Room, UC (CUC23)</u>	4-57
4.2.7	<u>GYN Patient Exam/Treatment Room, UC (CUC24)</u> with UC GYN Patient Toilet Room (SB172).....	4-68
4.2.8	<u>Mental Health Exam/Treatment Room, UC (CUC25)</u>	4-83
4.2.9	<u>Mental Health Intervention Room, UC (CUC26)</u>	4-94



4.2.10 Airborne Infection Isolation Exam/Treatment Room, UC (CUC27)
with Anteroom, UC (CUC28) and
Patient Toilet Room, Bldg Sprt (SB190) 4-103

4.2.11 Procedure Room, UC (CUC31) 4-119

4.2.12 Point-of-Care (POC) Testing Alcove, UC (CUC33)..... 4-131

4.2.13 UC Security Station, Police SVC (SB851) 4-140



1.0 GENERAL

1.1 Foreword

VA Program Offices, project teams, designers and constructors, are obligated to our Nation's Veterans and taxpayers to make the most effective and efficient use of resources, by providing a continuum of safe, secure, high quality, high performance and high-value environments of care and service for Veterans. The VA Office of Construction and Facilities Management (CFM) supports the Department's mission through the development and application of standards as a basis for disciplined planning, design and construction of VA facilities.

VA Standards are the culmination of a partnership among the Department of Veterans Affairs (VA), the Veterans Health Administration, Program Officials, Clinicians, Industry, Academic and Research Organizations, Expert Consultants and the Office of Construction and Facilities Management. Design Guides are developed through the integration of VA-specific requirements, Federal law and regulation, benchmarking of industry best practice, evidence-based research and design and value-based analysis of leading-edge innovation. The result is the establishment of best value standards for optimum functionality, safety, operability, performance and quality throughout the VA environment of care and service.

Design Guides (PG-18-12) are a critical component of the VA Technical Standards and can be located on the Technical Information Library (TIL) (www.cfm.va.gov/TIL) which provides standards for all VA planning, design and construction projects. Design Guides focus on selected healthcare departments and services and include an overview narrative of VA-specific planning and design principles and concepts, room templates, equipment lists and basic technical/engineering requirements. They communicate the basis of design and are required to be utilized by project teams working on new construction and renovations of existing facilities. Design Guides will maximize the effectiveness and efficiency of the planning and design process and ensure a high level of design, while controlling construction, operating and maintenance costs.

The material contained in Design Guides constitutes a Standard for VA Planning, Design and Construction. For all VA projects, it is required that project teams comply with the following in all phases of project development:

- 1) All applicable VA Standards published in the VA Technical Information Library (TIL) shall be applied as a basis, foundation and framework in planning, design and construction. Any substantial variance from Standards shall be considered only as required to accommodate specific site, functional and operational conditions. Upon consideration of variance, CFM shall be consulted, and each Administration will function as Authority Having Jurisdiction for decision. Each substantial variance shall have a basic rationale and be documented in the project record.
- 2) Clinicians, providers, primary users and other stakeholders shall be involved in all phases of project development to best adapt Standards for specific functional,



operational and site conditions, and to provide optimum service environments for Veterans. This also includes installations and modifications of systems or technology involving safety, security, functionality or environmental quality. Stakeholder involvement shall be documented in the project record.

Design Guides are not project-specific. It is impossible to foresee all rapidly evolving requirements of healthcare facilities and each site or project will have unique requirements or conditions. Site-specific issues must be addressed within the context of these standards and applied to each project. Use of this Guide does not preclude the need for, nor absolve planners, designers and constructors of their responsibility to provide complete, functional, safe and secure designs suited to the unique requirements of each project, within budget and on schedule.

Materials, equipment and systems are shown in an illustrative, performance-based format and are not intended to depict, suggest or otherwise constitute an endorsement of any specific product or manufacturer. Manufacturers should be consulted for actual dimensions, configurations and utility requirements.

All participants in the project development process must embrace VA Planning, Design and Construction Standards as fundamental in providing optimum environments for Veterans' care and services, in fulfilling VA's mission.

Donald L. Myers, AIA, NCARB
Director, Facilities Standards Service
US Department of Veterans Affairs
Office of Construction and Facilities Management



1.2 Introduction

This document is the first Department of Veterans Affairs Urgent Care Design Guide, which is produced together with a revised PG-18-9 Chapter 257 Urgent Care Space Planning Criteria, and update to the PG-18-5 Equipment Guide List.

The practice of urgent care medicine includes the initial evaluation, diagnosis, treatment, coordination of care among multiple providers and disposition of any patient requiring expeditious medical, surgical or mental health care.

The Urgent Care Design Guide is a tool to assist Contracting Officers, Medical Center Staff and Architects and Planners with the planning and design of Urgent Care facilities. This publication provides an overview concerning the design Standard and planning of Urgent Care facilities. Guidance herein may be applied to the specific room layouts, or departmental level planning and design.

An Urgent Care is an area within healthcare that is dedicated to the exigent diagnosis and treatment of unforeseen and unscheduled illnesses or injuries. The needs of a specific project are typically defined by contemporary and historical usage data. It is strongly encouraged that the users of this document and planners of any VA facilities anticipate future equipment upgrades or replacements, expansions of clinical usage beyond the immediate conditions, and continued acceleration of examination times and the throughput implications that result. Planning and design decisions made exclusively based on historical data, without consideration of these continuous changes to the practice environment, may create long-term staffing, operational and Veteran access burdens for VA facilities.

Room Templates for key Urgent Care rooms and associated spaces are included in this Design Guide to illustrate a best practice Standard for room arrangement/layout, furniture, equipment and patient and staff space needs. They are not project-specific as it is not possible to foresee all existing conditions to be encountered by local design teams. It is important to note that the room templates are intended as a generic graphic representation to illustrate room functionality and staff workflow. When the design plan must deviate from the Standards, a formal deviation process must be initiated, and approval granted by the VHA.

In addition to the general Standard included herein, equipment manufacturers should be consulted for specific minimum dimensions, utilities, power, structural requirements and other requirements as they relate to specified equipment. The use of this design guide does not supersede the project architects' and engineers' responsibilities to develop a complete and accurate design that meets the user's needs, appropriately integrates complex medical equipment, and complies with appropriate code requirements and governing accreditation standard.



1.3 Acknowledgements

Credit is due to the following individuals whose leadership, knowledge, skills and ability made this document possible:

Department of Veterans Affairs

VHA Emergency Medicine Program Office

Chad Kessler, MD

National Program Director, Emergency Medicine Program

Neil Patel, MD

Acting National Deputy Program Director for Emergency Medicine, Chief of Emergency Medicine VHA GLA ER

Josh Geiger

Health System Specialist

Glennon Park, MD

Physician Consultant

Doug Villard, MD

Physician Consultant

David Pena

Clinical Nurse Advisor Emergency Nursing Field Advisory Committee

Ashley Lunkenheimer

Clinical Nurse Manager

Vibeka Wilt

Clinical Nurse Manager

Alicia Boesgaard

Clinical Nurse Manager

Tuesday Majors

Clinical Nurse Manager

Ben Busey

Clinical Nurse Manager

Ethan Jetter

Program Manager

VHA Operations and Space Integration

Ward Newcomb, MD

Physician

Healthcare Environment Facilities Programs

Vincent Rizzo

Director, Office of Healthcare Engineering

David Sabol

General Engineer - Architect

Christine Emanuelson

Program Manager, Interior Designer

Calvin Clawson

Program Manager, Interior Designer

James Carter

Compliance Engineer

Clay Atherton

Compliance Engineer

Bernadino Guerrero

Program Manager, Sanitation

VHA Office of the Medical Inspector

Alan Hirshberg, MD

Chief Medical Inspector

Office of Mental Health and Suicide Prevention

Jay Cohen, PhD

Chief of Staff to the Executive Director

Gayle Iwamasa, PhD

National Director, Inpatient Mental Health Services



Brian Fuehrlein
 Geoffrey Smith
 John Korpics

Psychiatrist
 Psychologist
 Mental Health Service Line Director

VHA National Center for Patient Safety

Peter Mills, PhD

Director NCPS Field Office

Women’s Health Services

Carrie Kairys

Deputy Field Director

Geriatrics Task Force

Erica Gruber

National VA Geriatric Emergency
 Department Core Team Lead

Meg Wallhagen, PhD

Director, UCSF Hartford Center of
 Gerontological Nursing Excellence

Luna Ragsdale

Emergency Department, Attending
 Physician, DURVAMC

Office of Security and Preparedness

Joel Andrews

Security Specialist

VHA Police

Troy Brown

Senior Security Officer

Infection Prevention and Control

Kathleen “Nene” DeRoos

Healthcare Associated Infection Clinical
 Program Coordinator

Sterile Processing

Marissa Jones Lewis

Acting Director, National Program Office
 for Sterile Processing

Safe Patient Handling

Marie Martin, PhD

Industrial Hygienist, Safe Patient Handling
 and Mobility Facility Coordinator

Pauline (Tony) Hilton

Program Manager, Safe Patient Handling
 and Mobility

Ce-Cilia Parks

Safe Patient Handling Coordinator

Office of Information and Technology

Kelly Bates

Data Center & Infrastructure Engineer



Office of Healthcare Technology Management

Megan Friel

Biomedical Engineer

Office of Construction Facilities Management (003C)

Ross Davidson

Associate Executive Director, Office of Facilities Planning

Donald L. Myers

Director, Facilities Standards Service

Gary Fischer

Senior Healthcare Architect, Facilities Standards Service

Mark Goeller

Project Manager / COR, Healthcare Architect/Planner, Facilities Standards Service

Linda Chan

Healthcare Planner / Architect, Facilities Planning Development Service

Elizabeth Yo

Architect, Facilities Standards Service

Jaime Roberts

Architect, Facilities Standards Service

Orest Burdiak

Principal Interior Designer, Facilities Standards Service

Mahmut Nazli

Senior Mechanical Engineer, Facilities Standards Service

Phillip West

HVAC Engineer, Facilities Standards Service

Lam Vu

Senior Electrical Engineer, Facilities Standards Service

Michael Taylor

Plumbing & Fire Protection, Facilities Standards Service

Bryan Unger

Structural Engineer, Facilities Standards Service

Jacob Brown

Senior Medical Equipment Specialist, Facilities Standards Service

VA Design Guide Consultant

Alesia Architecture

Richard Onken

President

Jim Hageman

Vice President & Senior Project Manager

Debra Lampshire

Senior Interior Designer

Jordan Graham

BIM Manager

Sub-Consultants

Huddy Healthcare Solutions

Jon Huddy

President & Senior Healthcare Consultant

David White

Vice President Analytics



Leo A Daly

Kim Cowman
Rich Anderson
Nic Johnsen
Doug Nelsen
Ryan Curtis

National Director of Engineering
Senior Mechanical Engineer
Senior Fire Protection Engineer
Director of Electrical Engineering
Senior Structural Engineer

IMEG Corp.

Keith Mignault
David Larson

Senior Medical Equipment Planner
Senior Technology Designer III

VA Space Criteria Integration/SEPS Consultant

HDR

Ronald Villasante
Cynthia Adams

Director of Federal Healthcare Planning
Healthcare Planner



1.4 Definitions

Airborne Transmission: infection spread through exposure to those virus-containing respiratory droplets comprised of smaller droplets and particles that can remain suspended in the air over long distances (usually greater than 6 feet) and time (typically hours).

Automated Supply Dispensing Unit (ASDU): Automated supply or medication dispensing and inventory control systems.

Departmental Net-to-Gross (DNTG) Factor: A parameter, determined by the VA for each space planning criteria chapter, used to convert the programmed Net Square Foot (NSF) area to the Department Gross Square Foot (DGSF) area.

Direct Line of Sight: A direct, unobstructed, line of sight from a clinician to a patient, which is essential for suicide prevention.

Emergency Escalation of Care: Emergency escalation of care is a situation in which a patient presents to an Urgent Care with a condition, or develops a condition while in Urgent Care, that is beyond the capabilities of the Urgent Care to safely evaluate or treat and who requires 911 emergent transfer to a higher level of care.

Emergency Department Integration Software (EDIS): The patient “tracking” system that is used in the VA emergency departments across the country. This interfaces with the CPRS or CERNER electronic health record system.

Encounter: An encounter between a patient Veteran and a VA provider vested with responsibility for diagnosing, evaluating, and treating the patient’s condition. Urgent Care encounters take place in an Exam / Treatment Room, Intervention Room, Consultation Room or Procedure Room, where a patient Veteran receives clinical care.

Exam / Treatment Room (E/T RM): A UC patient room type used for a variety of patient care functions including patient examination and various treatments or procedures; this room is sized and equipped based on the specific clinical function it is intended to support. The following UC E/T RMs are provided in Functional Area 2: Patient Area: General (GEN), Bariatric (BAR), Airborne Infection Isolation (All), Mental Health (MH) and Gynecology / Obstetric (GYN).

Full-Time Equivalent (FTE): A staffing parameter equal to the amount of time assigned to one full-time employee. It may be composed of several part-time employees whose combined time commitment equals that of one full-time employee (i.e., 40 hours per week).

Functional Area (FA): The grouping of rooms and spaces based on their function within a clinical service or department.

Mental Health Intervention Room: A mental health intervention room is for patients who may be at high risk for harm to self or others may be taken immediately on arrival. The purpose of this room is to provide an environment suitable for the rapid medical and mental health evaluation of dangerously unstable situations and the capacity to safely manage and treat the patient. When possible, it should be away from the waiting area and near the nursing stations. The mental health intervention room should meet the standards outlined in the UC Mental Health Environment of Care.

Net Square Feet / Net Square Meters

(NSF/NSM): The area of a room or space derived from that within the interior surface of the bounding walls or boundaries.

Nurse First Process: The Quick Look Nurse or Nurse First position is located at the check-



in area of Urgent Care and must be staffed by a Registered Nurse (RN). The primary responsibility of this position is to quickly sort incoming patients into two categories: emergent or non-emergent. This position relies on rapid assessments and requires experienced and knowledgeable nurses trained in triage to perform the job successfully.

One-to-One Observation: One-to-one observation is the constant monitoring of one patient by one staff member who will not have other responsibilities to ensure the patient is provided constant observation and never left unattended.

Picture Archiving and Communication System (PACS): A system designed for the digital capture, transfer, storage and evaluation of medical images.

Program for Design (PFD): A project specific itemized listing of the spaces, rooms, and areas required for the proper operation of a specific service / department, and the corresponding area for each.

Resuscitation: The restoration of consciousness to a person who appears deceased, or whose respirations had ceased.

SEPS: Acronym for Space and Equipment Planning System which produces equipment lists and Program for Design for a healthcare project based on specific information entered in response to Input Data Questions.

Stop Code: All patients receiving face-to-face evaluation in Urgent Care for treatment, regardless of the severity of their illness or triage level, must be coded under a primary stop code of 131.

Trauma: A physical injury which may result in wounds, broken bones or internal organ damage.

Triage: The process of determining the priority of patients' treatments by the severity of

their condition or likelihood of recovery with and without treatment.

Ultrasound: Diagnostic ultrasound, also called sonography or diagnostic medical sonography, is an imaging method that uses high-frequency sound waves to produce images of structures within your body.

Urgent Care Observation: Urgent Care observation is a status that Urgent Care providers assign to patients receiving extended evaluation and care prior to disposition.

Urgent Care Provider: Urgent Care providers are appropriately credentialed and privileged physicians, Physician Assistants (PAs) and Nurse Practitioners (NPs) who provide patient care.



1.5 Abbreviations

SYM	DESCRIPTION
A	Amperes
ABA	Architectural Barriers Act
ADA	Americans with Disabilities Act
AFF	Above Finished Floor
All	Airborne Infection Isolation
ALOE	Average Length of Encounter
ALOS	Average Length of Stay
AR	As Required
ASTMI	ASTM International
AT	Acoustical Ceiling Tile
AT (SP)	Acoustical Ceiling Tile (with Plastic Finish)
BC	Base Cabinet
C	Degree Celsius
CB	Circuit Breaker
CC	Contractor Furnished, Contractor Installed
CFM	Construction & Facilities Management
CFM	Cubic Feet per Minute
CLG	Ceiling
CP	Carpet (without cushion broadloom)
CPT	Carpet Tile
CRS	Corrosion Resisting Steel (SS)
CT	Ceramic Tile
DG	Design Guide
DS	Door Switch
ED	Emergency Department
EES	Essential Electrical System
EMS	Emergency Medical Services

SYM	DESCRIPTION
EMS	Environmental Management Services
E/T	Exam / Treatment
F	Degrees Fahrenheit
FC	Foot-candle
FD	Floor Drain
FDA	US Food & Drug Administration
FIXT	Fixture
FLUOR	Fluorescent
FMS	Facilities Management Service
GFI	Ground Fault Circuit Interrupter
GWB	Gypsum Wallboard
HVAC	Heating, Ventilating and Air Conditioning
HP	Horsepower
HR	Hour
ICRA	Infection Control Risk Assessment
kW	Kilowatt
LB	Pound/Pounds
LLTS	Lockers, Lounges, Toilets & Showers
LOS	Line of Site
MA	Medical Air
MATV	Master Antenna Television
MCS	Master Construction Specifications
MID	Motion Intrusion Detection
MTD	Mounted
MV	Medical Vacuum



SYM	DESCRIPTION
NFPA	National Fire Protection Association
NSF	Net Square Feet
NSM	Net Square Meters
OIT	Office of Information & Technology
PACS	Picture Archiving and Communication System
PE	Protective Environment
PH	Phase
PFD	Program for Design
POC	Point-of-Care
RB	Resilient Base
RF	Rubber Flooring
RPS	Radio Paging System
RSF	Resilient Sheet Flooring
S	Solid Surface Material
SD	Standard Detail
SF	Square Feet, Square Foot
SSTV	Security Surveillance Television
STC	Sound Transmission Class
TBB	Telecommunications Bonding Backbone
TGB	Telecommunications Ground Bar
UC	Urgent Care
V	Volts
VA	Department of Veterans Affairs
VACO	Veterans Affairs Central Office
VAMC	Veterans Affairs Medical Center
VC	VA Furnished, Contractor Installed
VHA	Veterans Health Administration
VTEL	Video Teleconferencing

SYM	DESCRIPTION
VV	VA Furnished, VA Installed
W	Watts
WC	Water Closet
WSF	Welded Seamless Flooring
W/SF	Watts per Square Foot
WOW	Workstation on Wheels



1.6 Codes and Standards

1.6.1. Local Codes and References

As an agency of the federal government, VA functions as the Authority Having Jurisdiction (AHJ) for all VA facilities and projects and has the responsibility to guard public health and safety through enforcement of its own adopted codes and standards.

For VA-owned properties, the VA is not subject to the local imposition of code enforcement procedures, such as drawing reviews, building permits, inspections, fees, etc. Local authorities should be notified about planned projects and given an opportunity to review drawings provided that VA does not pay for review or inspection fees.

Planning, design and construction of all VA Urgent Care must be in accordance with this Design Guide and with the latest editions and/or versions of all applicable VA policies and standards. Requirements in this Design Guide shall not be construed as authorization or permission to disregard or violate applicable local codes and regulations.

Refer to VA PG-18-3, Topic 1 for additional direction regarding codes and standards VA has adopted. Additional codes and standards, not listed below, may also apply. VA codes and standards take precedence over any other referenced standards.

1.6.2. VA Technical Standards

- H-18-8; Seismic Design Handbook
- PG-18-1; Master Construction Specifications
- PG-18-3; Design and Construction Procedures (*refer to Topic 1 for the list of Codes, Standards, and Executive Orders*)
- PG-18-4; Standard Details
- PG-18-5; Equipment Guide List – Chapter 257
- PG-18-9; Chapter 257-Urgent Care Space Planning Criteria
- PG-18-10; Various Design Manuals and technical criteria pertaining to Architectural, Fire Protection, Heating, Ventilation and Air Conditioning (HVAC), Plumbing, Electrical, Lighting and Telecommunications
- Signage Design Guide
- PG-18-13; Barrier-Free Design Standard
 - Safe Patient Handling and Mobility Design Criteria
- PG-18-14; Room Finishes, Door and Hardware Schedule

1.6.3. VA and VHA Directives, Handbooks and Manuals

- VA Directive 0055, VA Energy and Water Management Program
- VHA Directive 1061, Prevention of Health Care-Associated Legionella Disease and Scald Injury from Water Systems
- VHA Directive 1101.13 VHA Urgent Care



- VHA Directive 1330.1, Health Care Services for Women Veterans and Mental Health Environment of Care Checklist (MHEOCC)
- VHA Directive 1611, Safe Patient Handling and Mobility Program
- VA Directive 7512, Seismic Safety of VA Buildings
- VA Directive 7531, Acquisition of Artwork, Decorative Furnishings and Decorative Items

1.6.4. National Industry Standards

- American College of Emergency Physicians Policy Statement, Emergency Department Planning and Resource Guidelines
- American College of Emergency Physicians Geriatric Emergency Department Guidelines



2.0 PLANNING STANDARDS

2.1 General

This Design Guide provides both general planning guidance for Urgent Care and detailed guidance to the various sizes and complexities of UCs that exist currently within VA. The design standards in this document have been developed to balance the minimum effective standards and industry best practices. Research and input from a team with vast experience in the design of VA and private sector Urgent Care facilities has led to culmination in this Design Guide of best practices in UC planning and design for future VA Urgent Care facilities.

2.1.1 About Urgent Care Services

Urgent Care Medicine is the provision of immediate medical service offering outpatient care for the treatment of acute and chronic illness and injury.

According to the VHA Directive 1101.13, every Urgent Care is to be designated and operated as either Urgent Care Level of I, II or III. An Urgent Care is a walk-in clinic focused on the delivery of medical care for minor illnesses and injuries in an ambulatory medical facility. Urgent Care facilities could be located at different VA medical facilities including VA Hospital, Health Care Center (HCC) or community-based outpatient clinic (CBOC). VHA Directive 1101.13 gives the following definition for Urgent Care Levels:

“d. Urgent Care Levels. Urgent Care provides acute medical care for patients without a scheduled appointment who need prompt attention for an acute medical or mental health illness or minor injuries that are significant but not life threatening. Urgent Care does not function with the same capability as an ED. Urgent Care does not exist in VA medical facilities with an ED on a contiguous campus. In general, Urgent Care does not operate 24 hours a day, 7 days a week. There are three Urgent Care levels.

(1) Urgent Care Level I. Ability to address the highest acute patient needs during all hours of operation and does not accept 911 ambulances. Urgent Care Level I must be co-located at a VA Medical Center / Hospital with acute inpatient medical beds.

(2) Urgent Care Level II. Ability to be freestanding or co-located at a Multi-Specialty Community Based Outpatient Clinic (CBOC), or Healthcare Center (HCC) or VA Medical Center / Hospital. For Urgent Care Level II with no co-located acute care inpatient medical beds, Urgent Care patients requiring admission may be transferred to an inpatient unit at a VA or community hospital via existing practice or written process (e.g., standard operating procedure (SOP), memorandum of agreement or understanding).



(3) Urgent Care Level III. Ability to be freestanding or co-located at a Primary Care Community Based Outpatient Clinic (CBOC); provides treatment for low acute minor illnesses and injuries.”

2.1.2 New (first time) Design Guide

Space planning criteria existed for Emergency Departments and Urgent Care Clinics together, in VHA PG-18-9, Chapter 256. A new and separate Emergency Department Design Guide was published in December 2021, thus no information about Emergency Departments is contained in this Design Guide. This is the first effort to create a new PG-18-12 Design Guide specifically for Urgent Care facilities.

2.1.3 “Front Door” to Medical Services

Many times people seeking non-emergent medical care or evaluation start by contacting their primary care provider, and when they can't get an appointment in what they believe is an acceptable timeframe, they look to access an urgent care. For this reason and a variety of others, many people today go to the Urgent Care for a wide range of issues that are unscheduled but require attention in the view of the patient. For this population, the Urgent Care serves as the “front door” to VA healthcare.

From a design standpoint, this makes entry to UC an important experience for Veterans. Patients arriving at UC walk-in entrance need clear wayfinding, that includes consideration of various disabilities, including mobility and sensory. The UC entrance, waiting areas and public spaces must promote a healing environment with a less institutional feel by incorporating design principles that create hospitality and home-like environments. See Section 3.3 Architecture and Interior Design for further discussion about this.

The pandemic has taught us the need to be ready to isolate certain patient populations immediately upon arrival to the Medical Center. Pandemic operational flow considerations include establishing screening stations at entrances, defining potential segregated waiting room sections for potentially infected patients and other medical conditions. Separate pathways may be defined for the potentially infected patient. These separate flow patterns will need to be considered for every walk-in entrance.

2.2 Urgent Care Operations

Patients come to UC to receive medical treatment. In support of developing streamlined processes that can reduce the “time to see a provider” and the overall length of stay for an UC visit the following process summaries have been developed to support the Urgent Care Design Guide.



2.2.1 Public/Patient vs. Staff/Provider Organization

A major focus of the Design Guide is to develop planning and design guidelines that support the public, patient, staff and providers. Patients are to be expedited to triage or a care area and moved ahead in the process as defined below in 2.2.3 Patient Access and Assessment Processes. The intent is to eliminate, or at least limit, the number of patients being placed back in the public area and, instead, move forward to care areas or internal waiting areas as part of expediting their access to the provider/physician.

Staff and Provider areas have been developed in support of their workflow, patient interaction, and workspace with appropriate levels of privacy and confidentiality based on the type of work/flow to be supported. The intent of the UC space planning and design, as demonstrated in the Functional Diagrams in Section 2.8, is to place staff/providers in a position to visually monitor and control the clinical areas in the best interest of clinical safety and overall security.

2.2.2 Merged/Separated Functional Areas

Every project involving the design of a future Urgent Care requires a balance between creating separate functional areas for unique patient types and developing a universal approach that allows any patient to be treated in any care space. The Design Guide defines unique patient care spaces for GYN exams, Mental Health, Procedures and Bariatrics. But the intent is that all rooms are sized to be flexible and support the exam/care of any patient type. Some equipment may be in the room to support the specialty care, but the ability to convert any room in the future to general care is a major consideration for the flexibility in the design guidelines.

While procedure rooms are different than exam/treatment rooms, larger bariatric exam rooms should be located near the larger procedure rooms for potential overflow space of high-acuity patients. If the quantity of mental health care spaces is large enough to create a unique mental health care zone, it is important for the mental health care zone to remain adjacent, and flexible, with the main ED clinical care areas. This separate-but-adjacent care area would allow staff to flex in and out of the mental health area in support of patient care. These are just a few examples of merged/separated functional design concepts.

2.2.3 Patient Access and Assessment Processes

UC designs need to allow clear and direct access for the patient to a clinical team member, as shown in the Functional Diagrams in Section 2.8. The Quick Look nurse will engage the patient and make a rapid decision as to what type of treatment needs to be immediately implemented. The patient is expedited/escorted to the appropriate care space as applicable. If life-saving interventions are not required, the assessment of the patient is completed at triage allowing the staff to confirm the Emergency Severity Index (ESI) score of the patient and determine the appropriate



location in UC for subsequent diagnostics and treatment, or the need to be transferred to an ED.

During pandemic operations the Quick Look nurse may determine the need to send a patient down a different pathway with regards to potentially infected patients. This pathway may be defined triage rooms, or rapid testing rooms, for potentially infected or direct bedding to a portion of UC that has been defined for potentially infected patients.

2.2.4 Mental Health Processes

The mental health (MH) processes and care spaces are developed for maximum safety for patients and staff. The intent is to rapidly place the patient in the most supportive and appropriate location for an initial interview, assessment and/or treatment. Based on the size of UC and location (if applicable) of the mental health room(s), the initial assessment may be completed at triage, if deemed safe and appropriate by medical personnel. An alternate location for initial assessment or de-escalation of the patient may include the Mental Health Intervention Room. This is where seriously agitated patients may be taken immediately on arrival for rapid evaluation. If available, a MH exam/treatment room may be the best location for initial assessment, evaluation and treatment.

2.2.5 Patient Diagnostics/Imaging Processes

Imaging studies may be ordered as part of the diagnostic plan as defined by the clinical care team. The patient may receive portable imaging studies in the exam/treatment or procedure rooms through the use of portable X-ray or ultrasound equipment brought to the bedside or may be sent to the imaging department elsewhere in the medical center, or community based outpatient clinic (CBOC) for standard imaging studies such as CT scan, general radiology or ultrasound. Patients will be escorted back to the exam/treatment room or, in the event of the lowest acuity patients, may be placed in a results pending area to await test results. The exam rooms have been sized to accommodate the utilization of portable imaging equipment at the bedside.

2.2.6 Tele-Health

Tele-Health involves the use of technology, such as computers and mobile devices, to manage healthcare remotely. Within UC, tele-health is primarily utilized by an UC provider to consult with another specialist provider remotely. It is expected that tele-health services will expand to include more provider-to-patient communications in the future as these types of services become more readily available. A dedicated Tele-Health Room shall be equipped with video/camera capability and equipment listed as a baseline in the PG-18-5 list for this room type. It will utilize VA Video Connect (VVC) for tele-health, or other approved video technologies.



With a focus on providing basic urgent care services, tele-capable urgent care sites collaborate with other VA medical facilities to offer specialty consultation services such as mental health, geriatrics, Tele-Intensive Care Unit, Tele-Stroke, Clinical Resource Hubs, Clinical Contact Centers and other specialty services as deemed clinically appropriate to accommodate patients' care needs. Tele-health infrastructure provided will allow for this kind of tele-health care to be provided in UC.

2.2.7 Patient Care Support

Patient care support includes a wide variety of rooms and spaces to be placed in accessible locations that support patient assessment, treatment and care. These spaces are split into two different groupings:

1. Support spaces with “hard walls” (meaning not constructed with transparent material such as safety glass) that block visibility are to be located on the perimeter, as shown in the functional diagrams in section 2.8, to avoid impacting visual control across each UC clinical module. These support spaces would include such rooms as Toilets, Medical Supplies Storage Rooms, Satellite Sterile Supply Rooms, Soiled Utility Rooms, Clean Equipment Storage Rooms, Trash/Recycling Holding, Wheelchair/Stretcher/Lift Storage Rooms and Housekeeping Rooms.
2. Support spaces with low walls (like cart alcoves), open workstations, or glassed-in rooms that maintain full visibility across the UC may be located in the “center” of the UC for immediate access by staff. These spaces would include Clinical Staff Work Areas; Consultant Provider Workstations; Provider Workstations, Provider Workroom, Equipment and Cart Alcoves, Wheelchair/Stretcher/Lift Parking alcoves, Medication Rooms and Medication Stations.

2.2.8 Forensics Procedures

Various types of forensics procedures, such as DNA, fingerprints or photographs, are often conducted in UC. These can be done in any of the E/T rooms. Also, a separate Secure Evidence Room is included in UC space criteria to store chain of custody type evidence until it can be properly given to police.

One such forensic procedure involves a Sexual Assault Nurse Examiner (SANE) who is a Registered Nurse that can provide comprehensive care to male or female sexual assault victims. In addition, s/he is able to conduct a forensic exam. In case a SANE examination is required, they can be performed in the GYN Patient E/T room. This room has its own toilet.



2.3 Patient Acuties and Interventions

2.3.1 Criticality and Support Infrastructure

UC is an area of the medical center that requires criticality related to its support infrastructure to ensure operation from 8 to 24 hours a day, and 5 to 7 days per week. This means that medical equipment, lighting, power and mechanical systems that heat, cool, exhaust and ventilate need to be on emergency power. See further definition in section 3.7.

2.4 Changing Facility Needs for Urgent Care

Operational flow and physical UC design have changed over the years with the emphasis on expediting the patient to the “right place, for the right care, by the right person.” The following are some of the key items that will impact successful future UC operations.

2.4.1 Key Concepts

The following are some key concepts that regard support of clinically safe, and expedited care, of the patients.

2.4.1.1 Quick Look Nurse

UCs are developing a position at its front that includes a clinical person, known as the Quick Look Nurse, who can make immediate visual contact with arriving patients. The Quick Look Nurse can make the immediate decision whether urgent interventions need to be started by expediting the patient to the appropriate procedure room or other treatment location. The Quick Look Nurse can also make the decision whether to immediately place the patient in triage, for further assessment or “direct to bed” based on UCs operational plan.

2.4.1.2 Patients Forward in the Process

UCs now and for the foreseeable future are being developed with internal waiting rooms in the clinical area that allow patients to move forward in the process even if a bed is not available. Many times, advanced protocols are completed by clinical staff, sometimes right at triage. Then patients are placed in the internal waiting room, thus expediting the initiation of the care (based on pre-approved written protocols). These inner waiting rooms also support patients awaiting test results and are usually labeled Results Pending area. These spaces need visual control from the clinical staff’s work area(s).

2.4.1.3 Universal Room Design

As stated previously, the Design Guide defines unique patient care spaces for General Exam/Treatment, GYN exams, Mental Health, Procedures, among



others. But the intent is that all rooms are sized to be flexible and support the exam/care of any patient type. Maximum flexibility assists UCs to reduce queuing of patients awaiting a single/specialty space when not necessary. To support the universal room concept, specialty carts, such as suture carts or GYN carts, should be distributed in alcoves throughout the ED to allow a universal room to support specialty procedures.

2.4.1.4 Security and Visual Control

Security is continuing to be an increasing concern in all UCs, VA and civilian, across the U.S. Consideration for metal detectors is much more common now than 20 years ago and an emphasis on UC-based security presence is a key strategic operational and design decision. Coordinate with VA Physical Security and Resiliency Design Manual, section 5.5 Emergency Department. Consideration should be given to providing a video monitor in the Vestibule so people entering see themselves on the video monitor. Visual control across the clinical areas is important with no dead-end corridors where staff can be trapped. Triage rooms include a front and back door to support a safe environment for staff and patients.

2.4.1.5 Inclusion of Women’s Services

VA includes special attention to the rising number of female patients. While all rooms are universal, there will also be GYN equipped exam/treatment rooms with attached toilet rooms that will support specialty care.

2.4.2 Strategic Planning for Urgent Care Facilities

Some of the key strategic issues that will impact future VA Urgent Care includes:

2.4.2.1 Aging Population

While the aging of Veterans will continue to be cyclical over the coming decades, the number of patients experiencing memory loss or dementia will impact the design and planning of UC spaces. Visibility of patients and visual control of all corridors and rooms with the treatment areas needs to be a priority to assist in the monitoring and caring for the geriatric patient.

2.4.2.2 Potential Relationship to Observation Medicine

As Urgent Care continues to treat Veterans that are getting older and have higher acuity ailments and/or injuries, the need to accommodate patients for extended stays will be more prevalent. For this reason, Urgent Care’s may need to leverage observation medicine protocols for support of longer patient stays/evaluations. Each UC location should evaluate the strategic use of “observation” status and what that means for the treatment, and treatment location, for applicable patients. An observation patient is one with a medical,



surgical, or mental health condition that needs to be observed/monitored, provided with short-term treatment, and re-assessed while a decision is being made as to whether the patient requires further treatment in an ED or acute care inpatient setting or can be discharged or assigned to care in another setting.

When planning a UC project, seek a definitive location for the staging/monitoring of observation patients. If the UC is to be defined location for such UC patients converted to observation status. The review of the potential quantity of observation patients remaining in the UC will impact future UC treatment space needs.

2.4.2.3 Boarders

Related to the “observation” status of patients, there is also the “overflow patient” awaiting transfer or admitting to a hospital that remains in the UC. While this is not a current problem in most VA UCs, the continued rise of boarding in UCs may forecast the need to hold more UC patients awaiting transfer from the UC to a hospital. The Space Criteria Chapter 257 (PG-18-9) identifies space and this Design Guide locates “Outbound/Inbound Staging/Holding Bay(s)” for the staging of patients either arriving via ambulance or awaiting release or transfer by ambulance. The historical use of space, if applicable, or the forecasted impact of “boarders” in the UC should be evaluated as the UC is sized for the future quantity of patient care spaces.

2.4.2.4 Consideration for Level of Security

The Design Guide defines specific/potential rooms and spaces for support of UC-located security staff. Security desks, workrooms, search rooms and metal detectors are all potential considerations. However, each site needs to define the amount of applicable space, rooms or podiums that may be needed in support of their specific security presence.

2.4.3 Technology Applications

Technology applications are anticipated to grow in VA UCs. Portable imaging and point of care testing are expected to continue the trend of “bringing services to the patient” to expedite care. Space needs for such diagnostics and testing components should be considered. Also, more wireless equipment will be integrated into future UCs so the infrastructure to accommodate multiple systems needs to be considered.

2.4.4 Operating Costs

Design and construction project success is often measured against the construction cost and how closely construction bids matched the estimate. Considering the understandable pressure to control construction project costs, designers and



planners should continuously bear in mind that the operational costs of a medical center over ten to twenty years will dwarf construction costs. Open visibility across the main UC clinical areas, as noted in the Functional Diagrams, will support flexibly of staffing and may help to control future, additional staffing costs.

2.4.5 Healing Environments

Several factors contribute to the environment of care which can have a direct impact on patient outcomes, including the physical attributes of the built environment, as well as the way patients interact with them.

Special design consideration should be given to the overall visual environment, including natural and artificial lighting throughout the Urgent Care. Veterans are likely to interact with their environment and experience the world from an alternate perspective than a patient in a private health care setting. These Veterans are significantly impacted by mental health issues which impact their perceptions of their environment and care.

Designers, planners and engineers must work with stakeholders and clinicians to understand the specific needs of Veterans, as well as the current facility systems and technology options available to provide stimulus, privacy, comfort and engaging interactions with the built environment. Project teams must apply this understanding as they implement recommendations in VA Healing Environment Design Guidelines, and VA Interior Design Manual and Innovative 21st Century Building Environments for VA Healthcare Delivery (all found at <https://www.cfm.va.gov/til/spclRqmts.asp#Heal>), to deliver an appropriate design solution and construction documents for UCs.

2.5 Planning Urgent Care Facilities

When planning Urgent Care facilities, the designer must consider a variety of inputs related to the relationship of its placement within the building, relationship to patient care needs, and the resulting relationship with other departments/services, in addition to the internal relationships within UC.

2.5.1 Urgent Care Space Allocation

Urgent Care space requirements are outlined in the VA PG-18-9 Space Planning Criteria: Chapter 257 Urgent Care. This information can be found on the VA TiL at <https://www.cfm.va.gov/til/space.asp>.

2.5.2 External Departmental Adjacencies

Veterans in need of clinical care who are accessing urgent care services, including those aging Veterans with potential physical limitations, need clear, direct access to the Urgent Care facilities. Accessibility on the site is critical to achieving easy direct access by private vehicle from external roads. Coordinate with VA Physical Security



and Resiliency Design Manual, section 5.5 Emergency Department. Walk-in patients need close, dedicated, parking areas and unloading areas for quick access to UC.

2.5.3 Internal Adjacencies

The rooms/spaces of UC are organized in eight (8) different functional areas. These areas begin to define the organization of the department. Then depending on the size of an UC, and Urgent Care level designation, will change the layout and modularity of the department. The Security/Police, Reception/Public Area and Patient Assessment Area all work together as the public-facing part of UC.

The Patient Assessment Area is the portal to the rest of UC and connects the patient to the clinical and staff areas. The Functional Diagrams (Section 2.9) illustrate a modular approach with the basic planning module being four (4) Exam/Treatment rooms. There will always be UCs designed with a number of E/T rooms in between these natural module sizes.

See section 2.8.2 of this Design Guide for more information on Intra-Departmental Adjacencies.

2.5.4 New, Addition or Renovation Project

The next UC project might be a new building or an addition, both of which allow for the full implementation of these new design standards. However, many times a project at a VAMC may be a small addition with some associated renovation or entirely a renovation effort of an existing UC. A large percentage of VA medical centers are older facilities with numerous physical and infrastructure challenges, such as narrow structural column bay spacing, interior bearing partitions, low floor to floor plate height clearances, etc. These conditions create challenges to meeting modern standards of care environments and can create significant obstacles to comply with VA Design Standards.

Design solutions for renovation projects must necessarily be adapted to the specific conditions, limitations and opportunities of an individual facility. Planners and designers are to utilize this document to create spaces as close as possible to that of UC described in this Design Guide, as well as the space allocations in the PG-18-9 Space Planning Criteria Chapter 257, and equipment indicated in PG-18-5 Equipment Guide List. When a design standard is not able to be achieved there is a formal deviation request process that must be initiated and completed.

2.5.5 Urgent Care Unique Rooms/Spaces

The following room types are unique to UC and are further defined below. Additionally, many of these rooms have more detailed development in Section 4.0 Room Standards of this Design Guide. The Room Standards included in this Design Guide are intended as general representations of typical furniture and equipment layouts, space configurations and functional and utility support needs.



The Exam/Treatment (E/T) room types are oriented with a headwall straight ahead as you enter so that the nurse or provider may quickly approach the patient on either side. This Design Guide is predicated on maximizing use of movable equipment rather than just built-in casework.

All E/T rooms shall be designed and equipped to accommodate all Veteran patient types including female Veterans and geriatric Veterans.

2.5.5.1 Security/Police Area

2.5.5.1.1 Security Station/Room – See room templates 4.2.13

This station or room is intended as a satellite location to the police primary operations center. The decision to go with a partially open Security Station or a glass-enclosed Security Room is up to the discretion of an individual VAMC to determine based on their requirements. Coordinate with VA Physical Security and Resiliency Design Manual, section 5.5.4 Emergency Department, Security.

This space should always have two ways to enter/exit, with one preferably directly to the exterior.

A small gun locker should be provided in case a weapon is seized from someone entering the UC. This would only be for short-term holding (24 hours or less), as the weapon would be moved by an evidence technician to an Evidence Storage Room elsewhere.

2.5.5.2 Reception/Public Area

2.5.5.2.1 Reception/Quick Look Nurse – See room template 4.2.1

These are the first clinical staff who encounter a patient as they enter the public area of UC.

The Quick Look nurse will be stationed at an open desk that observes the walk-in entrance and the waiting room. During pandemic operations there may be a movable, transparent plexiglass separation panel to keep the patient slightly separated from the Quick Look nurse. This nurse will complete a rapid visual assessment of every arriving patient and make the key decision if the patient needs to be moved directly into UC or needs to be sent down a different pathway. If not in need of life-saving interventions, or pandemic precautions, the Quick Look nurse will direct the patient to the appropriate location for further assessment (triage) or treatment (direct bedding) based on the preferred flow of UC.



2.5.5.3 Patient Assessment Area

2.5.5.3.1 Rapid Testing Room – See room template 4.2.4

A Rapid Testing Room has come out of lessons learned from the recent pandemic. This room should have quick access to both the Quick Look Nurse/Nurse First Position Station and the Triage Rooms. Its primary purpose is for testing a patient that may have a contagious infection immediately upon arrival to UC. It can also be utilized for quick tests, blood draws or to temporarily hold a patient until a determination can be made, assign priorities and transfer each patient to the appropriate place in UC for treatment.

2.5.5.3.2 Triage Room – See room template 4.2.2

A Triage Room is where a nurse will assess patients' severity of injury or illness within a short time after their arrival, assign priorities and transfer each patient to the appropriate place in UC for treatment. The Triage Room should be designed with direct access and visual observation of UC Waiting Room. If possible, the Security Station should have visibility through the glass-front triage room to observe first interaction between nurse and patient. If more privacy is needed, the use of blinds, privacy curtains or switchable glass may be integrated into the front glass on the triage room. Switchable glass is a type of glass that utilizes a simple electrical switch, controlling the opacity of the glass from clear to translucent.

The room is designed to have flow-through patient movement, so they enter directly from the Waiting Room and exit directly into the clinical area of UC. Generally, the patient will be seated in a reclining type of exam chair. A stretcher is to be stored in an alcove nearby, within the clinical assessment area if it is needed in the Triage Room.

2.5.5.3.3 Bariatric Patient Triage Room – See room template 4.2.3

A Bariatric Triage Room has the same purpose, and design, as the Triage Room, except it is to be larger in size to accommodate bariatric patients, patients on motorized wheelchairs, or a larger family group, as needed. It is to be equipped with a bariatric reclining exam chair as specified in the Room Template and PG-18-5. The room template illustrates how a 6'-0" diameter clear turning space within the room is achieved. This room is to be designed to accommodate patients arriving on motorized scooters that can move right through this room on their scooter and back to an exam/treatment room. This room may be used as a general Triage room also when not being used by a bariatric patient.

It is to be equipped with a bariatric stretcher. These rooms are to be provided with overhead H-style patient lift systems covering the whole room, capable of greater than 750-pound lifting capacity, to aid staff in moving patients on/off a stretcher, repositioning and holding limbs, or recovering fallen patients.



2.5.5.4 Patient Area

2.5.5.4.1 General Exam/Treatment Room – See room template 4.2.5

The General Exam/Treatment Room is used for patient consultation, examination and various noninvasive treatments and procedures. This room is the basic building block of the clinical treatment rooms within the UC.

A general description of the patient care delivered in an exam/treatment room is treatments that may require high-level disinfected or sterile instruments but do not require the environmental controls of a procedure room. Some examples include blood draws, injections/shots, minor cuts and sprains (including wound packing), stitches and casting, minor dermatological procedures (including removal of skin tags), PICC (percutaneously inserted central catheter) line placement and removal and needle biopsies.

These rooms are to be provided with overhead H-style patient lift systems covering the whole room, capable of greater than 550-pound lifting capacity, to aid staff in moving patients on/off a stretcher, repositioning and holding limbs or recovering fallen patients.

2.5.5.4.2 Bariatric Patient Exam/Treatment Room – See room template 4.2.6

A Bariatric Patient Exam/Treatment Room has the same purpose, and design, as the General E/T Room, except it is to be larger, and be equipped with a heavier capacity patient lift to accommodate bariatric patients. Bariatric treatment is the branch of medicine that deals with the causes, prevention and treatment of obesity.

It is to be equipped with a bariatric stretcher. These rooms are to be provided with overhead H-style patient lift systems covering the whole room, to aid staff in moving patients on/off a stretcher, repositioning and holding limbs or recovering fallen patients.

2.5.5.4.3 Airborne Infection Isolation Exam/Treatment Room with Anteroom – See room template 4.2.10

A negative-pressure Airborne Infection Isolation (All) E/T Room is designed to isolate a patient who is suspected of, or has been diagnosed with, an airborne infectious disease. Therefore, the negative-pressure isolation room is designed to help prevent the spread of a disease via respiratory droplets from an infected patient to others in UC and adjacent facilities.

This room is required to have an anteroom where all entry/exit of patients, staff and equipment into the All room must pass through. Also, this room has a dedicated toilet that can only be accessed from within the All room. This room does have special requirements for airflow that are further defined in the Mechanical Design portion of this Design Guide. Otherwise, this room is equipped just like a General E/T Room. These rooms are to be provided with



overhead H-style patient lift systems covering the whole room, to aid staff in moving patients on/off a stretcher, repositioning and holding limbs or recovering fallen patients.

2.5.5.4.4 Mental Health Exam/Treatment Room – See room template 4.2.8

The Mental Health E/T Room is a diversely designed swing room that can be utilized as a General E/T Room or one dedicated to patients who are triaged with a mental health condition. This E/T room is shown to be both right- and left-handed layout. This is done to provide a central nurse observation alcove, for two people, with direct observation into two adjacent Mental Health E/T Rooms so that these patients can be monitored 1:1 at all times. The observation windows are to be equipped with horizontal integral blinds, or window shades, to be operated from the staff side of the room. All observation windows shall use safety glazing.

This room has a sliding ligature resistant door that slides on the corridor face of the wall. Two overhead coiling doors are designed to be open for access to a sink, supply cart, medical gases, wall-mounted exam light, etc. If needed these doors can be closed to convert this room quickly to increase safety for patients at risk for self-harm or restrained to a stretcher.

This room is shown equipped with a standard stretcher for use by all patient types, and with a weighted and padded chair. This chair is to be used as a guest chair when the stretcher is being used for a patient. However, based on the patient's initial assessment the stretcher may be removed from the room, and stored in a mobile equipment room, and the weighted chair be moved and used for a mental health patient's treatment.

2.5.5.4.5 Mental Health Intervention Room – See room template 4.2.9

A mental health intervention room is where seriously agitated or intoxicated patients may be taken immediately on arrival. It provides an environment suitable for the rapid medical and mental health evaluation of dangerously unstable situations and the capacity to safely manage and treat the patient. The Mental Health Intervention Room should be located away from the waiting area and have a Nurse Workstation adjacent.

While it is not a seclusion/restraint room, it should meet the standards of the Mental Health Intervention Room for construction, equipment and furnishings, outlined in the current Mental Health Environment of Care Checklist (found at <http://vaww.ncps.med.va.gov/guidelines.html>). NOTE: This is an internal website and is not available to the public.

If possible, VA UCs designated as Level I and II need to have one room meeting these requirements. This room has a sliding ligature resistant door that slides on the corridor face of the wall. A nurse observation alcove, for one person, with direct observation into this room so that these patients can be monitored



1:1 at all times. The observation windows are to be equipped with horizontal integral blinds, or window shades, to be operated from the staff side of the room. All observation windows shall use safety glazing.

2.5.5.4.6 GYN Patient Exam/Treatment Room – See room template 4.2.7

A GYN Patient Exam/Treatment Room has the same design as the General E/T Room, except it has a Toilet Room directly connected to it. This room is preferred for GYN exams but may be universally utilized for other patients. These rooms are to be provided with overhead H-style patient lift systems covering the whole room, to aid staff in moving patients on/off a stretcher, repositioning and holding limbs or recovering fallen patients.

While locks are not recommended on the door entering this room, other privacy considerations need to be incorporated. These include providing privacy curtains and a nurse-call light above the door indicating the room is occupied.

2.5.5.4.7 Procedure Room – See room template 4.2.11

The Procedure Room is a room designated for the performance of special procedures that do not require a restricted environment but may use sterile instruments or equipment. This area is dedicated to the immediate care of patients where minor procedures, are performed under only topical, local, regional anesthesia or moderate sedation.

Procedures that could be performed here include suturing lacerations, removal of skin lesions, biopsies, closed reductions and other similar procedures. These rooms are to be provided with overhead H-style patient lift systems covering the whole room, to aid staff in moving patients on/off a stretcher, repositioning and holding limbs or recovering fallen patients.

2.5.5.4.8 Point-of-Care (POC) Testing – See room template 4.2.12

Point-of-care testing (POC) enables more rapid clinical decision-making in the process of diagnosis, treatment choice and monitoring and prognosis, as well as operational decision making and resource utilization. In UC this is envisioned as an alcove space in the central support area. It also should be adjacent to a toilet room for the discharge of urine samples (see functional diagram on pages 2-30 and 2-33).

Possible tests that can be performed at the POC Testing Alcove include NTpro-BNP/BNP, troponin, D-dimer, glucose, ketones, pregnancy, creatinine, lactate, influenza, HIV, blood gas and electrolytes. The need for an undercounter refrigerator is included for the storage of POC or ISTAT tests that need refrigeration.



2.5.6 Urgent Care Common Rooms/Spaces

The following room types in UC are common to other departments within the hospital but are further defined below, in the context of their function in UC.

2.5.6.1 Security/Police Area

2.5.6.1.1 Patient Belongings Room

Typically, the patient's personal belongings will stay with them in their own exam/treatment room, where they are receiving treatment. However, at times a Veteran will come to UC who may be homeless, or just carrying extra belongings and these items must be stored in a separate area. Most of the time this room will be utilized only for mental health patients. This room should include lockers to secure each patient's belongings, with a removable key that is kept with the patient until they are ready to leave and pick up their belongings again. Frequently patients who present with a wagon, wheelchair, shopping cart full of belongings or a large backpack. These items do not fit into lockers, so ensure that the patient belongings room can accommodate at least one large item at a time.

2.5.6.2 Reception/Public Area

2.5.6.2.1 Patient Waiting

The primary waiting area is the first room inside an UC entrance. It is sized to correspond with the number of E/T spaces in UC. The Waiting Room size ranges include areas for: standard seats, bariatric seats, wheelchairs/scooters.

It is the intent that the waiting area be for family/friends of patients in UC. It should be the goal of UC to move patients "forward in the process" either to triage, exam rooms or inner waiting areas in the clinical area when possible.

This space should have direct access to outside windows for daylight. It must be visually observable from the reception desk and Quick Look Nurse/Nurse First Position Station. Provision shall be provided for public toilets and drinking water.

Refer to section 2.6.3 Geriatric Veterans for information regarding visual and audibility concerns that are critical in a Waiting Room.

2.5.6.2.2 Wheelchair/Stretcher/Lift Parking Alcove

Wheelchair/Stretcher/Lift Parking alcoves allows space for temporary holding of beds, stretchers, gurneys, reclining chairs, wheelchairs for patients who arrive at UC with these transport devices or need them to be transported to another area within the facility. It is the intention that each E/T module, of 12 E/T rooms, is provided with an alcove proximate to the central staff work area for the temporary holding of these items. An additional one should be located near the Procedure Room.



2.5.6.3 Patient Area

2.5.6.3.1 Results Pending Waiting Room

A small internal waiting room for “vertical” patients who had tests completed and are comfortable awaiting test results in a chair or recliner. It needs to be in a highly visible area where clinical personnel can maintain visual control of those utilizing the space. This is not considered a care area and will not have medical gases. Patients may wait here for final discharge instructions. This space should be near an Exam/Treatment Room or Consultation Room so results and discharge instructions can be delivered in a confidential environment.

2.5.6.3.2 Outbound/Inbound Staging/Holding Bay

Outbound/Inbound Staging/Holding Bay accommodates a bed and stretcher patient who is brought to UC by ambulance or is waiting to be discharged by ambulance. The holding bay can also serve as the screening location for observation/non-ambulatory patients who might not otherwise proceed through admitting or discharge processes.

The holding bay will be provided with a ceiling lift system. The lift shall be an overhead H-style patient lift system covering a significant part of the transfer bay, capable of greater than 750-pound lifting capacity, to aid staff in moving patients on/off a stretcher, repositioning and holding limbs or recovering fallen patients.

2.5.6.4 Staff Work Area

2.5.6.4.1 Staff Work Area (Staff Workstations)

A best practice is to provide an open staff work core for each UC module (about 8 E/T rooms) providing workspace and non-public staff circulation while visually connecting exam and treatment rooms. This space provides for team huddles and planning, required staff computer access, patient arrival and scheduling notifications, etc. Providers may have administrative space within the work core.

2.5.6.4.2 Medication Room or Alcove

This will typically be a room and one is provided for every 24 E/T rooms. This room should be under the visual control of the nursing staff. Where one or more automated supply dispensing units are present, the room needs to be designed with space to prepare medications. This room will contain a work counter, a hand-washing sink, a lockable refrigerator and a locked storage cabinet for controlled drugs.

In cases where a medication alcove is utilized, like in a low acuity area, it shall utilize an automated supply dispensing unit and have a hand-washing sink adjacent to it.



2.5.6.4.3 Nourishment Alcove

It is typical to provide a nourishment alcove in most designs rather than a room. This alcove should be located near the central nurse work area. It contains a work counter, hand-washing sink, refrigerator, microwave and storage cabinets. It also will typically have a self-dispensing ice-maker.

2.5.6.4.4 Mobile Equipment Alcove

A space for temporary holding of mobile equipment like specialized supply/treatment carts, clean linen carts, crash carts, etc. It is the intention that each E/T module (about 12 E/T rooms) be provided with an alcove approximate to the central staff work area for the temporary holding of these items. These alcoves shall not be less than 3'-3" wide.

2.5.6.5 Staff and Administrative Area

2.5.6.5.1 Staff Breakroom

This room would preferably have exterior windows for access to natural daylight. This room should be equipped with storage cabinets, a sink for handwashing and cleaning eating utensils, refrigerator, icemaker, microwave oven and coffee maker. It should be provided with tables that offer a flexible layout or seating options.

2.5.6.5.2 Staff Locker Rooms

Universal locker rooms, toilets and showers will be provided. Individual lockers for staff are provided, along with space for donning and doffing scrubs.

2.5.6.6 Education Area

2.5.6.6.1 Staff Conference/Training Room

UC requires the use of a conference/training room. Immediate access to a conference room is essential for training and staff meetings. This room would preferably have exterior windows for access to natural daylight.

2.6 Patient Type and Acuity Impact on Type of Treatment/Assessment

2.6.1 Women Veterans

Women veterans are the fastest growing sub-population in VHA. Women present to VA UCs with non-gender-specific concerns such as acute infections, neurological, gastrointestinal, genitourinary, musculoskeletal as well as mental health and post-sexual assault care needs. Women also seek care in VA UCs with gender-specific concerns such as those related to pregnancy or the female reproductive tract and may present with acute pelvic pain, acute breast issues, vaginal bleeding, vaginitis, cervicitis and pelvic inflammatory disease. Common procedures performed include point of care urine pregnancy testing, quantitative, serum pregnancy testing,



urinalysis, vaginitis and sexually transmitted infection testing and transvaginal ultrasound.

2.6.1.1 GYN Patient Exam/Treatment

See section 2.5.7.8 for further information on this room.

2.6.1.2 General Exam/Treatment

All E/T rooms should be capable of serving all Veterans. For a room to be flexible, to serve both sexes, it needs to meet privacy requirements including stretchers equipped with options for a footrest/knee crutch. Include curtains that provide privacy of the patient at the stretcher.

2.6.2 Mental Health

It is important to not discriminate against these Veterans. Through thoughtful and well-planned designs, it is possible to make a safe and healing environment for these patients.

2.6.2.1 Intake Process

The mental health (MH) processes are developed for maximum safety for patients and staff. The intent is to rapidly place the patient in the most supportive and appropriate location for an initial interview, assessment and/or treatment. Based on the size of UC and location (if applicable) of the mental health room(s), the initial assessment may be completed at triage, if deemed safe and appropriate by medical personnel. Another location for initial assessment or de-escalation of the patient may include the Mental Health Intervention Room. This is where seriously agitated, or intoxicated, patients may be taken immediately on arrival for rapid evaluation.

2.6.2.2 Integrated vs. Segregated Exam/Treatment Areas

Most VA UCs will only have a need for 1 to 3 mental health E/T rooms, and it is recommended these rooms be integrated into the rest of the UC treatment rooms. Once a UC has four or more mental health E/T rooms then it is recommended it be made into a segregated unit. It should still maintain a visual connection with the main UC central work area to provide backup help if needed in a crisis situation. Must have a security presence with immediate access to this mental health module.

2.6.2.3 Mental Health Intervention Room

See section 2.5.7.10 for further information on this room.



2.6.2.4 Mental Health Exam/Treatment Room

See section 2.5.7.9 for further information on this room. There is one Mental Health Patient Toilet and one Mental Health Patient Toilet/Shower for each four Mental Health E/T Rooms. This toilet room would be entered off a UC corridor and not directly from an E/T or intervention room. The design should provide for direct visual supervision of the Mental Health Patient Toilet/Shower because of the high incidence of self-harm to these patients. This Mental Health Patient Toilet and Shower must be designed ligature free.

2.6.3 Geriatric Veterans

The volume of Veterans seen in the Urgent Care is increasingly older. The design of an UC must accommodate some of the changes that commonly occur as we get older, such as more difficulty navigating environments that are not well lit or don't have handrails to support ambulation along the corridors. Often adaptations can help minimize the impact of changes in vision, hearing, and speed or accuracy of cognitive processing. The subparagraphs below describe further some of the challenges with meeting the design requirements for geriatric patients.

2.6.3.1 Vision Changes

Changes in color perception alter depth perception and contrast sensitivity which can make seeing a change in a floor or steps difficult. These color vision changes, also influenced by changes in the opacity of the lens, often make blues and greens more difficult to differentiate than contrasting colors like reds, oranges. Contrast is, of course, most needed when you do need to have people see the contrasts for safety – not that everything needs to be high contrast. But having contrasts when there is a desire to clearly demark a direction or identify a change in levels or other safety hazard is important to consider.

- Lighting: As people age the pupil gets smaller while changes in the cornea often cause light scatter and sensitivity to glare.
- Glare: There is the need to have more light but set in a way that minimizes glare – so adjustable/ dimmer switches can be useful.
- Type of light: Of note, sometimes use of a red light at night makes it easier to see than a white night light.
- Wayfinding: In terms of wayfinding, below is from an article called *"Improving Wayfinding for Older Users with Selective Attention Deficits"* that provides some ideas for consideration to making wayfinding easier.



Table 1.
Wayfinding Signage Design Principles to Compensate for Declines in Selective Attention

Principle	Definition	Example
Distinctiveness	Signs should be easy to pick out from the surrounding environment and easy to distinguish from conceptually different signage.	A blue triangular sign along a street with brown buildings and square windows would differ from the environment in more than one way: color (blue instead of brown) and shape (triangular instead of square).
Consistency	Features and placement of related signs should remain consistent, and standardized images should be used when they are available.	If all of the wayfinding signs in a building are brown with white sans serif lettering, people who have seen one sign will know to look for another brown sign with white sans serif lettering.
Simplicity	Signs should contain only three to four units of wayfinding information and minimal extraneous information.	If a sign in a three-wing building provides only general information, such as “West Wing This Way,” for destination in other wings, it can reduce the amount of information in any one sign. Keeping advertisements and wayfinding signs separate will also reduce the amount of irrelevant information on the wayfinding signs.
Isolation	Signs should be placed in locations that have little other information.	If advertising signs and wall decorations are kept out of a roughly eye-level zone on the walls, wayfinding signs can be isolated within that zone.
Reassurance	Additional signs should be placed along a route to reassure users that they are still on the correct route.	If a sign is placed halfway down a long hallway with the upcoming locations on it, it can reassure and remind users of their route and the appearance of further signage.

ADA D. MISHLER AND MARK B. NEIDER

IMPROVING WAYFINDING FOR OLDER USERS WITH SELECTIVE ATTENTION DEFICITS
ERGONOMICS IN DESIGN VOLUME 25, ISSUE 1, JANUARY 2017, PAGES 11-16

© 2016 BY HUMAN FACTORS AND ERGONOMICS SOCIETY

<https://doi.org/10.1177/1064804616659992>

2.6.3.2 Auditory Changes

Having rooms set up so the care provider does not have to turn away from the patient – like to use a computer; have the care provider with the light on their own face so the patient can see facial expressions and read lips. In an environment where face masks are required then other strategies are needed like:



- white boards for writing things down; tablets or iPads that could be used for captioning.
- pocket talkers or voice to text apps if allowed in the setting.
- In waiting rooms, having a strategy to call a person’s name – such as a vibrating ring that they receive when checking in – could be useful.

2.7 Urgent Care Functional Areas

The functional diagrams in the following section show general adjacencies for the overall Urgent Care, along with workflow diagrams for the major UC components. These diagrams define various key UC patient and staff flow patterns, and considerations for visibility for better security and control.

Diagrams are not to scale and should not be considered physical designs. Room quantities are not defined, as that information is developed in the project’s Program For Design (PFD). Refer to Urgent Care Space Planning Criteria PG-18-9 Chapter 257 for a cross-reference to the functional areas and room names used in this section.

Each facility will be unique with varying staff and spatial needs. As such, the various adjacency and workflow diagrams in this section are not meant to be a prescriptive, all-encompassing template. They are intended to give the design team a starting point to base future discussions with the UC team and develop an appropriate concept to carry forward into the design process.

The Urgent Care Center is made up of 8 different Functional Areas as listed below:

1. Security/Police Area
2. Reception/Public Area
3. Patient Assessment Area
4. Patient Area
5. Staff Work Area
6. Support Area
7. Staff and Administrative Area
8. Education Area

The following initial functional diagrams will focus on relationships, adjacencies, lines of sight and patient and staff flow of specific areas within the UC.

2.7.1 Security/Police Areas and Reception/Public Areas

Urgent Care is often the front door to the medical center for many patients. Making the planning and design of this area critical to Veteran’s experience and long-term impressions of their care. Having access to natural light in waiting areas is important to patients and visitors to maintain circadian rhythm and increase their well-being in a very stressful environment.



The Walk-In vestibule to UC should be from both the exterior/auto drop-off area or the adjacent facility main lobby. If metal detectors are implemented, then a queuing area will need to be adjacent to the Walk-In Vestibule. The Security Station, or Security Room is positioned to control/visualize:

- Automobile drop-off area
- Walk In Vestibule and queuing area
- UC general waiting
- Public toilets
- Quick Look Nurse/Nurse First Position Station
- Pre-assessment staging area

The Security Station should be positioned to allow “back door” exit to access a corridor to the main UC without traveling through the General Waiting area. There should be a clear and direct path from the entry/metal detectors to the Quick Look and Reception area, as shown in the functional diagram.

Quick Look should have an escape path back into the UC in the event of emergent situation. Discharge area should have ability to exit patients through UC waiting (to pick up family members) or access lower controlled access corridor as separate patient exit.

2.7.2 Patient Assessment Area

A direct path should be created that allows patients to be immediately escorted from First Look, or triage rooms, to exam/treatment rooms. Triage rooms should be “flow through” with accessibility from General Waiting with separate “back door” for flow to main UC care areas.

Quick Look should have an escape path back into UC in the event of an emergent situation. In medium and large UCs, a direct access path should be developed from patient assessment area to mental health area/rooms, as shown in the Functional Diagrams, on pages 2-30 and 2-33. Direct access to PPE, patient toilet/shower and support spaces. In smaller UCs these components may be shared with main UC care area(s). While a Patient Belongings Room is defined near the mental health rooms in a subsequent diagram, some VA’s have preferred a Patient Belongings Room in the patient assessment area also.

An open work/charting area should be available with visual control of triage rooms and access paths back into UC. In smaller UCs the work/charting area may be the central UC staff workstation. A wheelchair scale should be accessible. Direct access from the patient assessment area to internal UC patient waiting and point-of-care testing should be considered.

Visual supervision of internal UC patient waiting area (i.e. Results Pending) is required from triage workstation area or from an internal UC staff workstation. Patient discharge functions should be placed near the patient discharge path and



made accessible from assessment area for flexibility to use spaces as disaster/overflow triage/assessment spaces.

2.7.3 Bariatric Patient Area

Placement of the large Bariatric Patient Exam/Treatment Room(s) should be considered near to the Procedure Room allowing it to be utilized as overflow procedure area. It is recommended that the Bariatric Patient Toilet be accessed from the main corridor to allow greater use of the toilet facilities.

2.7.4 Staff Work Area

The staff work area is an open staff work core for each UC module (about 8 E/T rooms) providing workspace and non-public staff circulation while visually connecting exam and treatment rooms. This space provides for team huddles and planning, required staff workstation computer access, patient arrival and scheduling notifications, etc. Providers have administrative workstations within the work core.

The central staff work area has visibility across this area without visibility being blocked by room partitions. Support spaces with “hard walls” that block visibility should be placed on the perimeter to avoid impacting visual control across the care module. These support spaces would include such rooms as Toilets; Medical Supply Rooms; Clean Utility; Soiled Utility; Equipment Rooms; Trash Rooms; and HAC Closets.

Central staff work areas shall incorporate components that will not block visibility such as: open, or glassed-in, clinical Staff Work Areas; glassed-in Consultant Provider Workstations; Equipment and cart alcoves with low-height walls; Wheelchair/Stretcher/Lift Parking alcoves; and Medication Rooms with glass windows, from 38 inches to ceiling, allowing visibility into and through the rooms.

2.7.5 Support Area

Support area rooms/spaces include the clinical support components such as General Storage, and Clean Equipment Storage. Other components include Clean and Soiled Utility Rooms, Trash/Recycling Holding and Housekeeping Rooms.

2.7.6 Staff and Administrative Area

Offices for key clinical staff have been defined along with staff support spaces such as Locker Rooms, Toilets, Showers, Breakrooms, etc.

2.7.7 Education Area

Staff Conference/Training Room(s) and Training Storage Room have been defined for the continuing educational needs of UC staff.



2.8 Scalable Urgent Care Functional Diagrams

Every VAMC is different in size and types of patients seen. This Design Guide shows two urgent care functional diagrams that represent two size ranges in the current VA UC facility inventory. Each project will determine the proper number of annual encounters planned for a given VAMC.













These diagrams define key UC functional adjacencies, important patient/staff flow patterns, and considerations for visibility for better security/control. Both diagrams are based on an Urgent Care Level I, as defined in the VHA Urgent Care VHA Directive 1101.13. Refer to Urgent Care Space Planning Criteria PG-18-9 Chapter 257 for a cross-reference to the functional areas and room names used in this section.

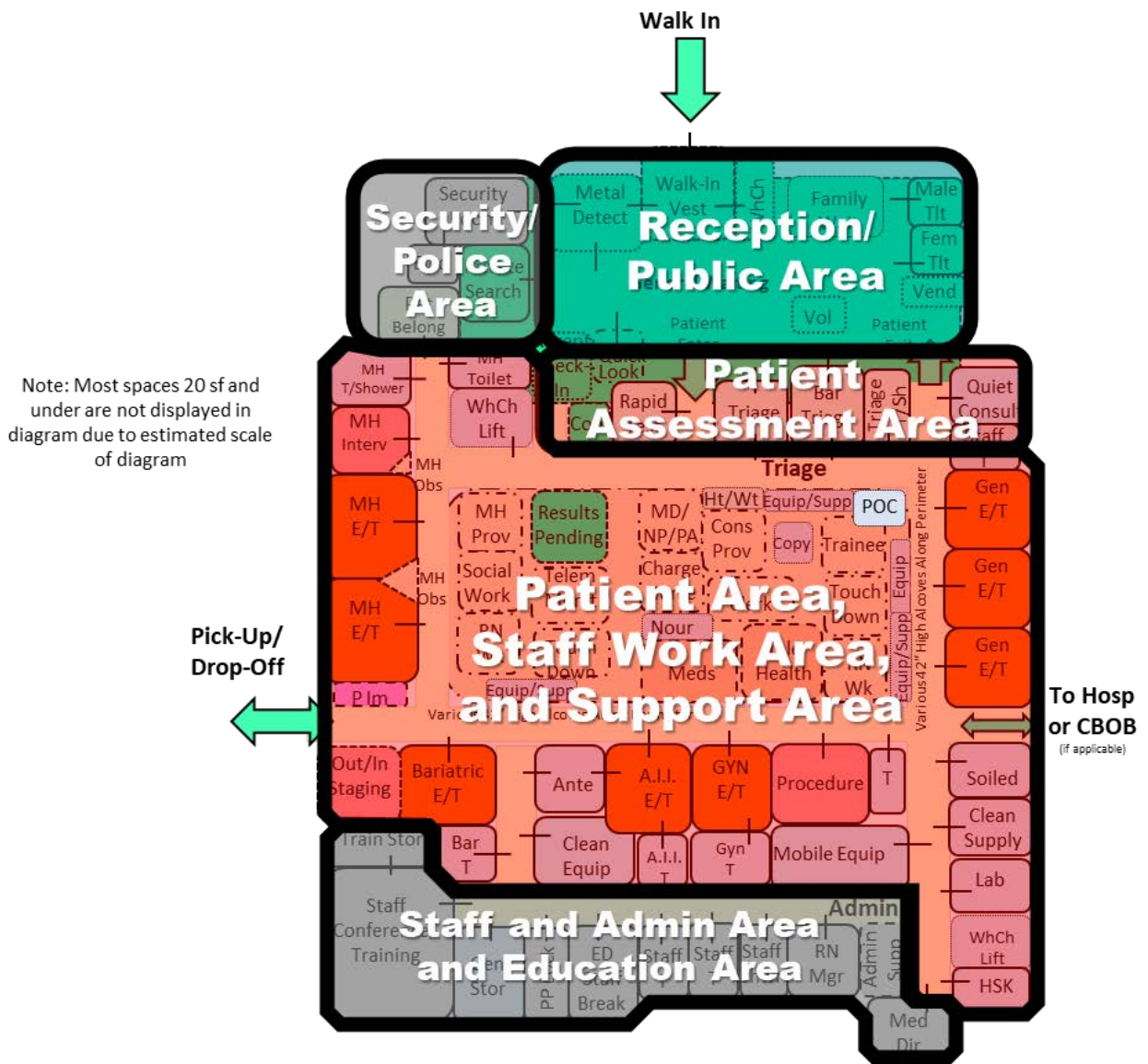
2.8.1 8 Exam / Treatment Room UC

The functional diagrams on the next two pages represent a small UC in VA context. One-third (33%) of VA UCs are at 8 E/T rooms or smaller according to VHA statistics from 2017-2022. This diagram is for 8 exam/treatment rooms as calculated using clinic stop/encounters. This size of UC is planned for up to approximately 6,119 annual encounters. When factoring all other programmed treatment spaces, it includes 8 total treatment spaces plus 1 holding bay, 9 locations at full capacity. This diagram shows an urgent care level I model. Locations classified for urgent care levels II or III, will vary slightly in some of the room types shown on these diagrams.



8 Exam / Treatment Room UC Level I – Functional Areas

- | | | | |
|---|---|--|---|
|  | Full Height Walls |  | Central Nurse Station/Work Spaces |
|  | Glassed-in Room/Space/Area |  | Support Spaces |
|  | Open Area, Space or Alcove |  | Alcoves and Carts |
|  | Work Area (may be glassed-in or open counter) |  | Imaging |
|  | Baseline Exam/Treatment Rooms |  | Admin/Staff/Educ |
|  | Additional Treatment Rooms |  | Spaces that are eliminated on SPCM for Level III Facilities |



Not to Scale















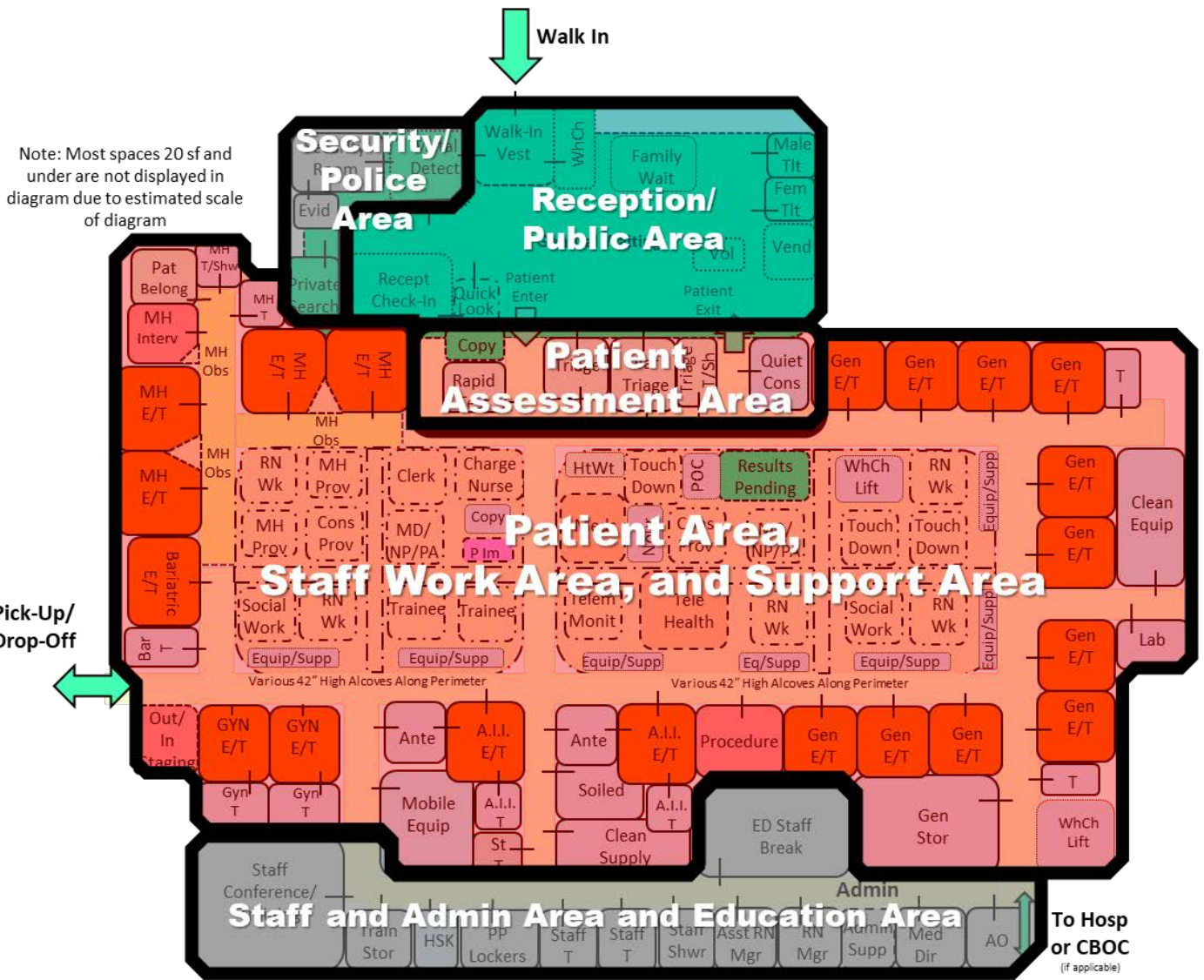
2.8.2 20 Exam / Treatment Room UC

The functional diagrams on the next two pages represent a large UC in VA context. Within VA, currently 4% of Urgent Care facilities include 20 E/T rooms or larger according to VHA statistics from 2017-2022. This diagram is for 20 exam/treatment rooms as calculated using clinic stop/encounters. This size of UC is planned for up to approximately 15,299 annual encounters. When factoring all other programmed treatment spaces, it includes 20 total treatment spaces plus 1 holding bay. So up to 21 patients could be seen at full capacity. This diagram shows an urgent care level I model. Locations classified for urgent care levels II or III, will vary slightly in some of the room types shown on these diagrams.



20 Exam / Treatment Room UC Level I – Functional Areas

-  Full Height Walls
-  Glassed-in Room/Space/Area
-  Open Area, Space or Alcove
-  Work Area (may be glassed-in or open counter)
-  Baseline Exam/Treatment Rooms
-  Additional Treatment Rooms
-  Central Nurse Station/Work Spaces
-  Support Spaces
-  Alcoves and Carts
-  Imaging
-  Admin/Staff/Educ
-  Spaces that are eliminated on SPCM for Level III Facilities



Not to Scale



3.0 DESIGN STANDARDS

3.1 Site Design

3.1.1 Parking

Provide dedicated parking with accessible parking spaces specifically for Veterans to allow for safe and easy access to the walk-in entrance to the Urgent Care.

3.1.2 Signage

Building identification and site signage for visitors, staff and service accommodations shall conform with the current VA Signage Design and VA Parking Design Manual, including parking lot signage for dedicated parking spaces.

3.1.3 Covered Entry

As part of the building and site design, provisions for a dedicated covered entrance at the primary walk-in access point to UC. Some areas where cars can drive up, like the patient entry overhang, needs weather protection and an overhead lift. This area also needs a flat paved surface without curbs or slopes to allow for transfer using wheeled equipment. Consider adequate height as well to keep tall vehicles from interfering with the ceiling lift (which hangs lower than the bay).

Patient lifts are to be overhead, ceiling-mounted traverse or H-style with greater than 750 pound lifting capacity, with hanger bars that will fit inside a car, and provided at the covered entry. Provide sufficient electrical outlets for multiple pieces of transfer and lift equipment being in use simultaneously.

3.1.4 Physical Security

VA has developed the Physical Security and Resiliency Design Manual (PSRDM) for VA facilities, published October 1, 2020, and revised July 1, 2022. Provisions for physical security design shall follow the appropriate guideline dependent upon VA-defined requirements in section 1.1 for the facility designations of a facility as either Life Safety, Mission Critical or Life Safety Protected with Mission Critical utility system redundancies.

3.1.5 Outdoor Therapeutic Spaces (Not Applicable)

3.2 Architectural Design

3.2.1 General

The A/E shall provide a complete architectural design for the project. The architectural design shall comply with the current versions of all applicable Department of Veteran Affairs (VA) design manuals and guides such as the



Architectural Design Manual (PG-18-10), and Physical Security and Resiliency Design Manual.

3.2.2 Daylight

Daylighting can be used to offset demand for artificial lighting, increase building energy efficiency, and improve patient comfort and recovery times. Consideration early in the design process is critical to maximizing the benefits. If daylighting is not sufficiently provided to patient care spaces via exterior windows, skylights, tubular daylighting devices or artificial lighting attuned for project-specific needs must be considered.

3.2.3 Acoustics / Noise Control

Noise intrusion should be minimized by coordinating the design of the physical environment and the selection of operational systems and equipment, including sound transmission between adjacent rooms and sound generated from outside the patient rooms, either from within the department or outside the building.

Interior acoustics that support speech intelligibility and provides comfort can be difficult to obtain in a Procedure Room where non-porous materials are mandated for infection control requirements. It is important to find ways to control reverberation and noise build-up in these spaces. One option to consider is a sound masking system. The acoustical design of patient spaces shall also be taken into consideration, in particular the exam/treatment rooms, to minimize patient stress and discomfort. See PG-18-3 Design and Construction Procedures.

3.2.4 Accessibility

Refer to the Architectural Barriers Act (ABA) for requirements, and the VA's Barrier Free Design Standard which can be found at:
<https://www.cfm.va.gov/til/accessibility.asp> .

3.2.5 Safety / Security

The A/E shall be familiar with the VA's Security and Law Enforcement program, and VA Directive 0730. Review design elements such as physical barriers, parking and traffic control, door hardware, alarms, video surveillance and storage containers with the sites local VA Police officers.

3.3 Interior Design

3.3.1 General

The A/E shall provide a complete interior design for the project. The interior design shall comply with the current versions of all applicable Department of Veteran Affairs (VA) design manuals and guides such as the Room Finishes, Door and



Hardware Schedule (PG-18-14), Healing Environment Design Guidelines, and Signage Design Guide.

3.3.2 Interior Finishes, Doors and Hardware

To foster a warm and patient-centric environment, designers are encouraged to design spaces that consider qualities of lighting (both natural and artificial), air temperature and movement, ambient sound, colors, textures, furnishings and artwork that can all work together to create restful, restorative, nurturing environments.

Additionally, planners should include views from patient care areas to the outdoors, when practical and desirable. When direct views are not practical, consider the use of natural imagery. This may mean imagery and artwork on ceilings or walls. Refer to VA Directive 7531, Acquisition of Artwork, Decorative Furnishings and Decorative Items, for sourcing and procurement standards.

Per the Room Finishes, Door, and Hardware Schedule (PG 18-14), consider the following key factors having an impact on the built environment and user experience, and shall be considered during the design process:

- 1) Maintenance
- 2) Durability
- 3) Life Cycle Cost
- 4) Warranty
- 5) Therapeutic attributes (see 2.4.5 Healing Environments)

Additionally, designers should specify materials that maximize infection prevention and control, including but not limited to vinyl coated fabric wallcoverings, upholstery fabric with special coatings and moisture resistant backings, stainless steel or solid surface countertops.

3.3.3 Flooring

Cleanability of the flooring material is of primary importance in the emergency department, as most areas are at high risk for the spread of infections. Consider the following when choosing a flooring material:

- 1) Ease of care and maintenance,
- 2) Repairability,
- 3) Impact by medical center cleaners and disinfectants.

Refer to Room Finishes, Door, and Hardware Schedule (PG-18-14) for flooring specifications.



3.3.4 Ceilings

The finished ceiling height of most areas of UC need a minimum of 9-foot high ceilings. Ceiling materials consist of acoustic ceiling tile (ACT) in patient exam/treatment rooms, common areas, staff spaces and general circulation. Gypsum wallboard (GWB) shall be utilized in patient bathrooms, shower areas and wet or humid environments, and in the procedure room and mental health intervention room.

Refer to Room Finishes, Door, and Hardware Schedule (PG-18-14) for ceiling specifications.

3.3.5 Walls / Partitions

Interior partitions should be primarily painted gypsum wallboard on metal studs. Partitions enclosing physician offices, exam rooms and treatment rooms should be provided with sound attenuation batts, full height between the studs in accordance with VA Construction Standard (H 18-03), and Noise Transmission Control (CD 34-1).

Partitions surrounding a Mental Health Exam/Treatment Room and Mental Health Intervention Room shall be given careful attention for durability and safety. Consider using high-impact gypsum board, $\frac{3}{4}$ " fire treated plywood backing behind the gypsum board, or plaster coating on filled concrete masonry units. Refer to VA Design Guide for Inpatient Mental Health & Residential Rehabilitation Treatment Program Facilities, section 4.3.3.10 for additional gypsum board recommendations.

Refer to Room Finishes, Door and Hardware Schedule (PG-18-14) for partition construction and finish specifications.

3.3.6 Doors / Door Hardware

All doors shall be coordinated with requirements from the VA Physical Security and Resiliency Design Manual, section 5.5.2 Entrances, and Appendices A and B. Interior doors should be solid core flush panel wood doors or hollow metal doors in hollow metal frames. All doors in patient-accessible rooms must be a minimum of 44" wide. Doors in exam/treatment rooms must be wider for access by bariatric stretchers and mobile equipment that may be moving along with the patient as shown in the room templates.

Hollow metal doors should be used where high impact is a concern and where fire-rated doors are required. Kick/mop plates should generally be applied to both sides of the doors. Handicapped accessible hardware should be used throughout.

Most exam/treatment rooms in UC will utilize aluminum and glass sliding breakaway doors, with aluminum frames. These doors must always be capable of breaking open towards the corridor. Provide these with no tracks on the floor. Consideration must be given to patient privacy and the use of methods to close off these large glass entrances with curtains, integral blinds or switchable glass.



Mental Health E/T Rooms, Mental Health Intervention Rooms, and Mental Health Patient Toilet rooms must be provided with anti-ligature hardware, including top-of-door alarms. These doors when swinging into a room must be designed with quickly removable frame stops, or special hardware to allow the doors to swing outwards to the corridor to prevent barricading. Ligature resistant sliding doors with tracks on the corridor side of the wall are shown in some of the mental health templates, but hardware must be carefully selected.

For patient dressing rooms and single-occupancy toilet rooms, it is required that doors be provided with privacy locks and strongly recommended that door systems include an exterior-facing occupancy indicator.

In some instances, surface-mounted sliding doors may provide space-saving alternatives to conventional swinging doors but may require more wall area adjacent to the door opening. Always consult governing life safety codes and standards for doors and hardware for egress path requirements for smoke/fire separation.

Automatically operated power door openers and surface mounted sliding doors must be utilized where indicated by PG-18-14 and otherwise appropriate to provide ease of access and maximize available floor space.

Exterior doors and windows must be intrusion/forced entry resistant in accordance with the VA PSRDM.

3.3.7 Wall Protection and Handrails

Due to the large amount of cart and stretcher traffic in UC, consideration must be given to the durability of walls. It is recommended that walls are fitted with a crash rail and wall protection in high traffic areas. Wall protection should be used in alcoves and storage spaces intended for the storage/holding of rolling equipment (e.g., workstation on wheels (WOWs), crash carts, gurneys, linen carts, etc.).

The headwall inside of all exam/treatment rooms and all walls of the procedure rooms should have a wainscot treatment of resilient wall protection.

Handrails should be installed on both sides of all corridors. Provide continuous reinforcing in the wall for attachment of handrails and wall guards.

3.3.8 Signage / Wayfinding

Wayfinding signage and systems shall be clearly displayed and fully accessible to Veterans and users with impaired range of motion and/or limited range of vision, either vertically or laterally. Interaction with wayfinding systems shall be equally optimized whether the Veteran is in a standing, seated or prone position. Organizing the department to allow for intuitive wayfinding with clear delineation of staff spaces and patient/visitor spaces helps reduce stress and aid efficient operations.



Also, it should be noted that some staff members that may be present in the facility do not frequent the department regularly. It is therefore important to consider both off-stage and on-stage routes when designing wayfinding. Refer to VA Signage Design Manual at: <https://www.cfm.va.gov/til/dManual.asp#SIGN>, for specific information.

A digital signage system is an optional system for Urgent Care. Digital signage shall be included only if the entire facility has a digital signage system. The digital signage system shall include a digital signage server and wall-mounted video displays.

3.3.9 Furnishings / Furniture

Coordinate room layouts with the local VA interior designer assigned to a project. As they will be doing the final selection of all furnishings to be procured for a project. The interior designer is to indicate all furnishings on equipment and furnishings layout plans for coordination with the contractor.

See updates to the PG-18-5 Equipment Guide List. Consider a variety of furniture to accommodate plus-size patients and those needing higher chairs.

3.3.10 Millwork / Casework

All exam/treatment rooms should utilize mobile equipment storage systems to make a more efficient restocking of all supplies. Where needed in other UC spaces modular casework storage systems should be utilized for flexibility including the incorporation of typical dimensions for ease of multiple re-use applications. Casework systems should be integrated with space planning to avoid corner installations, which create unusable cabinet space, and filler panels.

Countertops for all clinical and clinical support areas should be made of solid impervious resin material (per PG-18-14: Room Finishes, Door & Hardware Schedule) with integral sinks, which offers long-term durability, and resists chipping and staining from medical agents expected to be used in clinical environments. For areas where strong chemicals are used, such as soiled utility rooms, seamless stainless-steel counters with integral backsplash should be used.

Consideration should be given to modular desking systems for workstations instead of fixed countertops or casework systems for workstations in non-clinical staff and administrative areas. Also, consider using adjustable height workstations for greater accessibility and workplace accommodation.

3.4 Structural Design

3.4.1 General

The A/E shall provide a complete structural system design for the project. The structural systems shall support all applicable dead and live load elements that are required for the use of Urgent Care. The structural system shall comply with the



current versions of all applicable Department of Veteran Affairs (VA) structural and building guidelines such as the Structural Design Manual, Physical Security & Resiliency Design Manual and Seismic Design Requirements (H-18-8).

3.4.2 Equipment Supports

Medical equipment such as overhead room lights or patient lifts shall be coordinated with the available overhead structural system for attachments. All overhead or associated medical equipment, electrical, fire sprinkler, mechanical devices or other nonstructural elements shall meet the seismic bracing requirements per ASCE/SEI 7 Minimum Design Loads and Associated Criteria for Buildings and Other Structures Chapter 13, Seismic Design Requirements for Nonstructural Components. Structural engineer shall specify the Seismic Design Category for each project location to assist in determining bracing requirements with respect to Component Importance Factors (I_p) as defined in ASCE 7.

Any additional equipment required for Urgent Care that is floor or above-ceiling mounted and subject to installation or vibration tolerances shall meet the design requirements as set forth in the VA Imaging Services Design Guide.

3.5 Mechanical Design

3.5.1 General

HVAC systems shall be provided to heat, cool and ventilate individual rooms or areas to satisfy design criteria. The HVAC systems shall comply with the current version of the Department of Veteran Affairs (VA) HVAC Design Manual, Design and Construction Procedures, Master Construction Specifications and Standard Details, Design Alerts, Standard Alerts, H-18- 8 Seismic Design Requirements (if applicable) and other pertinent design guides and manuals. The current VA design and construction criteria are available on the VA Technical Information Library (TIL) at <https://www.cfm.va.gov/til/dManual.asp>. Deviations from the VA guidelines may be made if approval is obtained from the VA. Where specific VA requirements are not available or indicated in this document, design criteria from industry standards such as ASHRAE, NFPA, and DOE, etc. should be submitted to the VA for approval.

See HVAC Design Manual Chapter 6 for AHU Data Sheets for information on economizer, heat recovery, air filtration and cooling-heating-humidification source. Refer to the entirety of the HVAC Design Manual, along with the whole body of VA Documents, for HVAC design information.

Refer to Urgent Care Room Data Sheets (RDS) in Chapter 6 of the HVAC Design Manual for room requirements including room temperatures, room relative humidity ranges, minimum air change rates, return and exhaust requirements, maximum noise levels, room pressurization, room temperature control requirement and room constant or variable flow requirement. Chapter 6 also has information on room differential pressure.



Refer to airflow relationship diagrams in Chapter 6 of the HVAC Design Manual for airflow direction and type of exhaust or return.

For rooms and spaces that have a mental health component, refer to the VA Design Guide for Inpatient Mental Health and Residential Rehabilitation Treatment Program Facilities. The manual addresses anti-ligature air devices along with other HVAC-related items.

3.5.2 Exam / Treatment Room Exhaust

One-hundred percent (100%) of Exam / Treatment rooms shall be exhausted and negative pressure. These rooms can be connected to the general exhaust system. Provide redundant exhaust fan with automatic LEAD/LAG control to operate redundant fan upon fan failure. Provide differential space monitoring device connected to building automation system.

3.6 Lighting Design

The A/E shall use the VA Lighting Design Manual (LDM) as the lighting design guidance. The LDM provides lighting design requirements such as lighting parameters, controls and recommended types of luminaires. The A/E shall use LED lighting technology as a design basis; however, if justified for compelling reasons, the A/E has the option of using fluorescent lighting technology. The A/E shall follow the Reflected Ceiling Plan in Section 4 – Design Guide Templates for the placement of luminaires, provided the placement meets the project design criteria. However, the A/E shall be responsible for the final placement of luminaires as shown on contract drawings. The A/E shall select an appropriate number of lamps or LED panels in each luminaire to render the required illuminance level for each room and task. In terms of design standards and codes, section 1.4 of the LDM provides a list of design standards and codes that the lighting system design must comply with, as a minimum. For rooms and spaces that have a mental health component, refer to the VA Design Guide for Inpatient Mental Health and Residential Rehabilitation Treatment Program Facilities. The manual addresses anti-ligature luminaires and other electrical-related items.

The VA LDM provides guidance for illumination levels for select spaces. Where a space is not addressed in the VA LDM, A/E shall reference the IESNA recommendations.

Patient rooms will typically require dimmable switching to allow refinement of the lighting levels in the space. The VA does not allow wireless dimmer switches.

3.7 Electrical Design

The A/E shall provide a complete electrical power system design for the project. The VA Electrical Design Manual (EDM) provides the A/E with the design requirements of the electrical power systems. The A/E shall provide the electrical power system design that complies with all applicable requirements stated in the EDM. In terms of design



standards and codes, section 1.5 of the EDM provides a list of design criteria that the electrical power system design must comply with, as a minimum.

Automatic receptacle control shall not be used in the design within the Urgent Care Center due to the space's continuous operation and the continuous safeguarding of patients and staff.

Normal Power: Selected lighting fixtures, receptacles and equipment, not connected to the Essential Electrical System (EES), shall be connected to normal power.

Emergency Power: If any areas within the Urgent Care Center contain Category 2 patient care spaces, a Type 2 (or Type 1) Essential Electrical System (EES) shall be provided in accordance with NFPA 70 and 99. Category 3 and 4 patient care spaces do not require a generator however the designer shall refer to the VA for specific applications regarding the inclusion of an alternate power system. If a Type 1 or Type 2 system is provided, the critical branch of the EES is to be connected to selected luminaires, receptacles and equipment. The life safety branch of the EES is to be connected to selected egress luminaires.

3.8 Plumbing Design

The plumbing and medical gas systems shall comply with the current version of Department of Veterans Affairs (VA) Plumbing Design Manual, Design and Construction Procedures, Master Construction Specifications and Standard Details, Design Alerts, Standard Alerts, H-18- 8 Seismic Design Requirements (if applicable) and other pertinent design guides and manuals. The current VA design and construction criteria are available on the VA Technical Information Library (TIL) at <https://www.cfm.va.gov/til/dManual.asp>. Deviations from the VA guidelines may be made if approval is obtained from the VA. Where state or local codes are more stringent than the above requirements, submit criteria to the VA for review and approval.

Refer to Section 4.0 Room Templates for information on recommended plumbing and medical gas connections for each room type. The design team, along with the VA, will verify if changes in the location and quantities of outlets are needed.

Medical compressed air, oxygen and medical vacuum systems should be provided in accordance with the current versions of the VA Plumbing Design Manual.

3.9 Communications Systems

3.9.1 General

Telecommunications systems include the following systems: structured cabling, nurse call, paging, television distribution, digital signage, intercom and public safety DAS. All telecommunications systems shall be coordinated with requirements from the VA Physical Security and Resiliency Design Manual, section 9.4

Telecommunication Systems, and Chapter 10 Security Systems. See below for descriptions and requirements of the systems.



3.9.2 Telecommunications Infrastructure

The Telecommunications Infrastructure shall be a “Structured Cabling System” designed and installed to the Infrastructure Standard for Telecommunications Spaces design guide, and Standards Alert 017 R01. Refer to room template sheets for telecommunication outlet requirements.

3.9.3 Nurse Call

A nurse call system is required in Urgent Care. The Nurse call system devices shall include duty/staff stations, toilet systems, nurse assist stations, code blue stations, master call stations and dome lights. Nurse call shall be provided in all spaces as identified in the room data sheets. Each exam room, triage room, Isolation room and procedure room shall receive a nurse assist/code blue call button with 2-way communication to a master located at the nurse’s station. Each patient toilet room shall receive an emergency pull station. Each nurse station shall receive a master call station. Clean linen, soiled utility and staff lounges shall receive a duty/staff station. Refer to VA Nurse Call specification for further details about the system.

3.9.4 Television Distribution System

A television distribution system is required in Urgent Care. The system shall distribute television signals to all television outlet locations shown on the room data sheets. The type of distribution system shall match the distribution system in the entire facility. Refer to VA Television system specification for further details about the system.

3.9.5 Security and Access Control

All security systems including, but not limited to, video surveillance, access control, duress, intrusion detection devices shall be connected to the facility wide security management system. The system shall be on its own network and shall not be connected to VA WAN/LAN. All security and access control systems shall be coordinated with requirements from the VA Physical Security and Resiliency Design Manual, security doors and hardware requirements (section 5.5 Emergency Department, chapter 10 Security Systems, and Appendices A and B).

Consider a TV monitor and camera inside the entrance Vestibule to show a person as they are entering that they are being recorded.

3.9.6 Paging System

A paging system is required in Urgent Care. The system shall be integrated with the facility paging system and shall be accessed via the telephone system. Speakers shall be ceiling mounted and distributed in such a pattern as to provide even volume and intelligible speech reproduction. A safety wire shall be provided for each speaker to



prevent the speaker from falling. Refer to VA Paging specification for further details about the system.

3.9.7 Public Safety Communication System

A public safety DAS system is required for Urgent Care if the Emergency Responder radio coverage is inadequate in the building as per the local emergency responders. An In-Building Public Safety Communication System [also referred herein as a Public Safety DAS (PS DAS)] is a wireless communications system used by first responder and emergency services personnel such as police, fire, emergency medical, homeland security and disaster response agencies to prevent or respond to incidents or situations that pose a threat to people or property. An In-Building Public Safety Communication System ensures that radio signals can penetrate and extend into required areas of buildings, including areas that are especially difficult for RF signal to penetrate such as stairwells, elevators, basements and thick-walled or shielded areas.

3.9.8 Intercom System

An intercom system is required for Urgent Care. Intercoms shall be utilized for secure area communication from the registration desk.

3.10 Information Management Systems

3.10.1 Wireless Network WiFi

A WiFi system is required for Urgent Care. The WiFi system shall be installed as per a heat map provided by the WiFi equipment manufacturer.

3.11 Fire Protection and Life Safety Systems

3.11.1 Fire Protection Systems

Fire Detection and Sprinkler System: Provide fire alarm and detection systems in compliance with NFPA 101 and NFPA 72 as well as VA Fire Protection Design Manual. Coordinate the location of sprinklers with other ceiling systems in accordance with the current version of the VA Master Construction Specifications and VA HVAC and Plumbing Design Manuals. In areas with movable ceiling equipment where the potential exists for this equipment to come into contact with a recessed pendant sprinkler, sidewall sprinklers should be considered in lieu of ceiling sprinklers.

3.11.2 Life Safety Systems

Refer to the VA Fire Protection Design Manual, provide fire resistant construction as required by NFPA 101.



3.11.3 Mental Health Areas

Refer to the VA Fire Protection Design Manual, 6. Fire Extinguishing Systems, Section L for guidance on the use of “institutional” or “tamper resistant” sprinklers in psychiatric areas.

3.12 Special Systems

3.12.1 Pneumatic Tube (Not Applicable)

3.13 Waste Management

3.13.1 Medical Waste

Medical waste is generated in triage, exam/treatment rooms and procedure rooms where it is bagged, collected and transported using specially designated, closed containers to the UC Soiled Utility / Trash Room. This medical waste is held there until it is transported to the Medical Center loading dock for collection.

3.13.2 Trash

General trash is generated in all spaces and is held in waste containers for collection either in a trash receptacle within any room, or bulk storage in UC Soiled Utility / Trash Room. It is then collected by cart and transported via the loading dock to the waste handling facility.

3.13.3 Recycling

Means of sorting, collecting, transporting and disposing of recyclable material should be analyzed by locality and modified to suit local conditions and practices.

Product types used in the building: disposable vs. recycled products should be discussed as it is an important design consideration in alternatives that impacts physical space for waste disposal volumes.

Refer to the NEPA Interim Guidance for Projects located at:

<https://www.cfm.va.gov/environmental/> more information regarding recycling requirements.

3.13.4 Soiled Linen

Reusable soiled linens are generated in exam/treatment rooms, and procedure rooms. They should be collected in carts or hampers in the UC Soiled Utility / Trash Room and transported to a soiled linen holding room near the loading dock for pick-up. Medical exam/treatment rooms may opt to use disposable paper products in which case, they would be discarded after each use.



3.14 Medical Equipment

PG-18-5 Equipment Guide List provides a list of medical equipment, furniture and fixtures for Urgent Care unique rooms as well as rooms in the support VA Room Families. This information is available in VA CFM's TIL website and in SEPS. A planner developing a project in SEPS can generate a Project Room Contents (PRC) Report which will include all content items in PG-18-5 for the rooms included in the project. Guidance on equipment placement is available in Section 4 of this Design Guide for items contained in the individual rooms represented by the room templates and reference plans. Refer to equipment manufacturers' data for information specific to equipment items.

The Urgent Care equipment should be selected, placed and function with a focus on quick and efficient patient diagnosis and treatment. Items within the rooms should be consistently placed and configured to maximize ease of use and management of the equipment. Plan for storage and cleaning of slings used on patient lifts.

3.15 Safe Patient Handling and Mobility

3.15.1 General

Injuries of workers associated with manually moving patients is one of the largest sources of healthcare occupational injury. Where practical, room templates include enough space to facilitate safer patient transfers. Additionally, most of the exam/treatment rooms are shown with ceiling-mounted patient lift systems. Lift track capacity is to be designed to be capable of supporting 1,000 pounds. Consult VHA Directive 1611, Safe Patient Handling and Mobility Program, for program standards. Additional information may be found at VA Safe Patient Handling and Mobility (SPHM) Criteria from VA CFM; as well as other files linked from <https://www.publichealth.va.gov/employeehealth/patient-handling/index.asp>.

3.15.2 Project Coordination

SPHM Facility Program Manager must be part of the project at all phases from conception through design, construction and activation. Lifts must be standardized with those in the rest of the facility as determined by the SPHM Facility Program Manager.

3.16 Infection Prevention and Control

3.16.1 General

Infection prevention and infection control is a foundational obligation of all healthcare facility design and construction. Due to the increasing levels of patient acuity and intervention within.



3.16.2 Infectious Diseases

Urgent Care waiting rooms holding visitors and who are waiting for urgent care shall be provided with minimum air changes per hour per current requirements from VA Task Force on Transmission of Mycobacterium Tuberculosis. Refer to TB criteria in HVAC Design Manual for Hospital Projects, and the latest edition of the CDC Guidelines for Preventing the Transmission of Mycobacterium Tuberculosis in Healthcare Settings.

The COVID pandemic has heightened awareness for the need for proper air distribution and air changes as essential to protect all Veterans, visitors and healthcare workers from airborne contagious diseases.

3.16.3 Floor Mounted Appurtenances/Conduit in Patient Care Areas

Within patient care areas, floor-mounted cables, conduits, wire duct and raceways represent both tripping hazards and obstacles to comprehensive cleaning. Project-provided conduit and cable management (apart from cable management provided by imaging equipment manufacturer) will be designed to facilitate comprehensive cleaning within patient care areas.

3.17 Sustainable Design

Comply with requirements shown in current edition of the VA Sustainable Design Manual.



4.0 Room Standards

4.1 General

4.1.1 Introduction

The Room Templates included in this Design Guide are intended as general representations of typical furniture and equipment layouts, space configurations and functional and utility support needs. The room template reflected ceiling plans are a representation of HVAC diffusers/grilles, sprinklers, lighting, patient lifts and other ceiling-mounted equipment locations.

The room templates were developed as a design tool to assist the project team in understanding the choices to be made during design, and to assist designers in understanding VA's space and functional requirements for Urgent Care. The room templates are not intended to be project specific and are not meant to limit design opportunities. However, the indicated net square feet (NSF) is the minimum acceptable square feet for a given room.

While these room templates provide information on a selection of Urgent Care spaces, it is not possible to foresee all potential variations or future requirements. A project-specific space program shall be used as the basis for individual project design. These room templates are intended to be reviewed against project-specific criteria and any identified special requirements. Designers are tasked with reviewing the latest guidance on healing environments and Urgent Care industry trends and interviewing the project stakeholders for feedback on the goals, intents and requirements for any specific project.

As equipment requirements and technologies are continually evolving, equipment manufacturers shall be consulted for the most current specifications, including actual dimensions, weights, clearances and utility requirements. Refer to all floor plans, reflected ceiling plans, elevations and equipment lists to get the full range of requirements. The JSN numbers listed on the plans may not reflect all equipment to be provided for the space and should be reviewed against Urgent Care Guide List PG-18-5 and confirmed with project stakeholders.

Refer to Urgent Care Space Planning Criteria PG-18-9 Chapter 257 for a cross reference to the room names and room codes used in this section.



4.1.2 Disclaimer

Room templates are graphical representations of selected room types that illustrate VA planning requirements for space, room contents and room specific engineering systems. They provide typical configurations, planning criteria and general technical guidance, and are not intended to be project specific requirements. Equipment not tagged in plan will be tagged in elevation or reflected ceiling plan.

ROOM TEMPLATES ARE A CRITICAL COMPONENT TO VA TECHNICAL INFORMATION LIBRARY (TIL) WHICH PROVIDES STANDARDS FOR ALL VA PLANNING, DESIGN AND CONSTRUCTION PROJECTS. ROOM TEMPLATES ARE DEPARTMENT AND ROOM ALIGNED CRITERIA DESCRIBING SPACE, ROOM CONTENTS AND OTHER TECHNICAL REQUIREMENTS FOR THE DEVELOPMENT OF VA PROJECTS. ROOM TEMPLATES COMMUNICATE THE BASIS OF DESIGN (BOD) AND ARE REQUIRED TO BE UTILIZED BY PROJECT TEAMS WORKING ON NEW CONSTRUCTION AND RENOVATIONS OF EXISTING FACILITIES. THE MATERIAL CONTAINED IN THE ROOM TEMPLATE CONSTITUTES A STANDARD FOR VA PLANNING, DESIGN AND CONSTRUCTION. ANY SUBSTANTIAL VARIANCE FROM STANDARDS SHALL BE CONSIDERED ONLY AS REQUIRED TO ACCOMMODATE SPECIFIC SITE, FUNCTIONAL AND OPERATIONAL CONDITIONS. EACH SUBSTANTIAL VARIANCE SHALL HAVE A BASIS OF RATIONALE AND BE DOCUMENTED IN THE PROJECT RECORD.

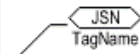
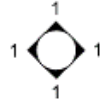






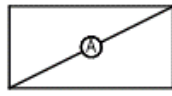


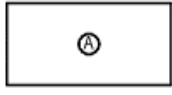



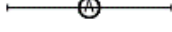


















CLINICIANS, PROVIDERS, PRIMARY USERS AND OTHER STAKEHOLDERS SHALL BE INVOLVED IN PROJECT SPECIFIC DEVELOPMENT OF ROOM TEMPLATES AND BIM TEST-FITS TO BEST ADAPT STANDARDS FOR SPECIFIC FUNCTIONAL, OPERATIONAL AND SITE CONDITIONS AND TO PROVIDE OPTIMUM SERVICES ENVIRONMENTS FOR VETERANS. STAKEHOLDER INVOLVEMENT AND REQUIREMENTS SHALL BE DOCUMENTED IN THE PROJECT RECORD.

ROOM TEMPLATES ARE NOT PROJECT-SPECIFIC. SITE SPECIFIC ISSUES MUST BE ADDRESSED WITH THE CONTEXT OF VA STANDARDS AND APPLIED TO EACH INDIVIDUAL PROJECT. USE OF THIS ROOM TEMPLATE DOES NOT PRECLUDE THE NEED FOR, NOR ABSOLVE PLANNERS, DESIGNERS AND CONSTRUCTORS OF THEIR RESPONSIBILITY TO PROVIDE COMPLETE, FUNCTIONAL, SAFE AND SECURE DESIGNS SUITED TO THE UNIQUE REQUIREMENTS OF EACH PROJECT.























EQUIPMENT AND SYSTEMS ARE SHOWN IN AN ILLUSTRATIVE, PERFORMANCE-BASED FORMAT AND ARE NOT INTENDED TO DEPICT, SUGGEST, OR OTHERWISE CONSTITUTE ENDORSEMENT OF ANY SPECIFIC PRODUCT OR MANUFACTURER. MANUFACTURERS SHOULD BE CONSULTED FOR ACTUAL DIMENSIONS, CONFIGURATIONS, AND UTILITY REQUIREMENTS. NOT ALL EQUIPMENT MAY BE LABELED IN PLAN VIEWS, REFER ALL DRAWINGS FOR COMPLETE EQUIPMENT NOTATION.



4.1.3 Legend

ROOM NAME (ROOM CODE) AREA	ROOM TAG		EQUIPMENT JSN NUMBER & NAME		ELEVATION REFERENCE
 CENTERLINE	 SPRINKLER HEAD		OVERHEAD LINES		CLEARANCE LINES
	2X2 ACOUSTIC CEILING SYSTEM		COMPOUND CEILING, GYPSUM BOARD ON METAL STUD		1X4 TROFFER LIGHT FIXTURE
	2X4 TROFFER LIGHT FIXTURE		2X2 TROFFER LIGHT FIXTURE		1X4 SURFACE MOUNTED LIGHT FIXTURE
	2X4 SURFACE MOUNTED LIGHT FIXTURE		2X2 SURFACE MOUNTED LIGHT FIXTURE		WALL MOUNTED LIGHT FIXTURE
 RECESSED CAN LIGHT FIXTURE	 STRIP LIGHT FIXTURE		RETURN REGISTER		SUPPLY DIFFUSER
	EXHAUST REGISTER		SLOT SUPPLY DIFFUSER		FLOOR MOUNTED DUPLEX OUTLET
					FLOOR MOUNTED QUADRAPLEX OUTLET
					FLOOR MOUNTED DATA OUTLET
 TV OUTLET PLAN	 TELEVISION OUTLET ELEVATION	 MEDICAL AIR OUTLET PLAN	 MEDICAL AIR OUTLET ELEVATION	 OXYGEN OUTLET PLAN	 OXYGEN OUTLET ELEVATION
 OXYGEN OUTLET PLAN	 OXYGEN OUTLET ELEVATION	 CEILING MOUNTED PULL SWITCH	 EPO		EMERGENCY POWER SHUTOFF



	DROP CORD, SINGLE CONVENIENCE OUTLET	DF 	DIFFERENTIAL AIR PRESSURE MONITOR PLAN	DIFFERENTIAL AIR PRESSURE MONITOR ELEVATION 	THERMOSTAT PLAN	THERMOSTAT ELEVATION 
	CLOCK HANGER RECEPTACLE PLAN	S 	SINGLE SWITCH PLAN	SINGLE SWITCH ELEVATION 	MULTIPLE SWITCH PLAN	MULTIPLE SWITCH ELEVATION 
	DIMMER SWITCH PLAN		WALL-MOUNTED DATA OUTLET PLAN	OUTLET ELEVATION 	WALL-MOUNTED TELE OUTLET PLAN	OUTLET ELEVATION 
	WALL-MOUNTED DUPLEX GFI OUTLET PLAN		WALL-MOUNTED QUADRAPLEX OUTLET PLAN	OUTLET ELEVATION 	WALL-MOUNTED SPECIAL OUTLET PLAN	OUTLET ELEVATION 
	WALL-MOUNTED DUPLEX EMG PWR OUTLET PLAN		WALL-MOUNTED DUPLEX OUTLET PLAN	OUTLET ELEVATION 	WALL-MOUNTED DUPLEX SWITCHED OUTLET PLAN	OUTLET ELEVATION 
	NURSE CALL STAFF ASSIST/BLUE BUTTON	D 	NURSE CALL DOME LIGHT			
	NURSE CALL ELEVATION					



4.2 Room Templates

- 4.2.1 Quick look Nurse / Nurse First Position Station, UC (CUC11)
- 4.2.2 Triage Room, UC (CUC12)
- 4.2.3 Bariatric Triage Room, UC (CUC13)
- 4.2.4 Rapid Testing Room, UC (CUC15)
- 4.2.5 General Exam/Treatment Room, UC (CUC21)
- 4.2.6 Bariatric Patient Exam/Treatment Room, UC (CUC23)
- 4.2.7 GYN Patient Exam/Treatment Room, UC (CUC24) and UC GYN Patient Toilet.
Bldg Sprt (SB172)
- 4.2.8 Mental Health Exam/Treatment Room, UC (CUC25) and UC MH E/T Nurse
Observation Alcove, Clncl Sprt (SC149)
- 4.2.9 Mental Health Intervention Room, UC (CUC26) and UC MH Intervention Room
Nurse Observation Alcove, Clncl Sprt (SC149)
- 4.2.10 Airborne Infection Isolation (All) Exam/Treatment Room, UC (CUC27) with
Airborne Infection Isolation (All) Anteroom, UC (CUC28) and UC Airborne
Infection Isolation (All) Patient Toilet, Bldg Sprt (SB190)
- 4.2.11 Procedure Room, UC (CUC31)
- 4.2.12 Point-of-Care (POC) Testing Alcove, UC (CUC33)
- 4.2.13 UC Security Station, Police SVC (SB851)



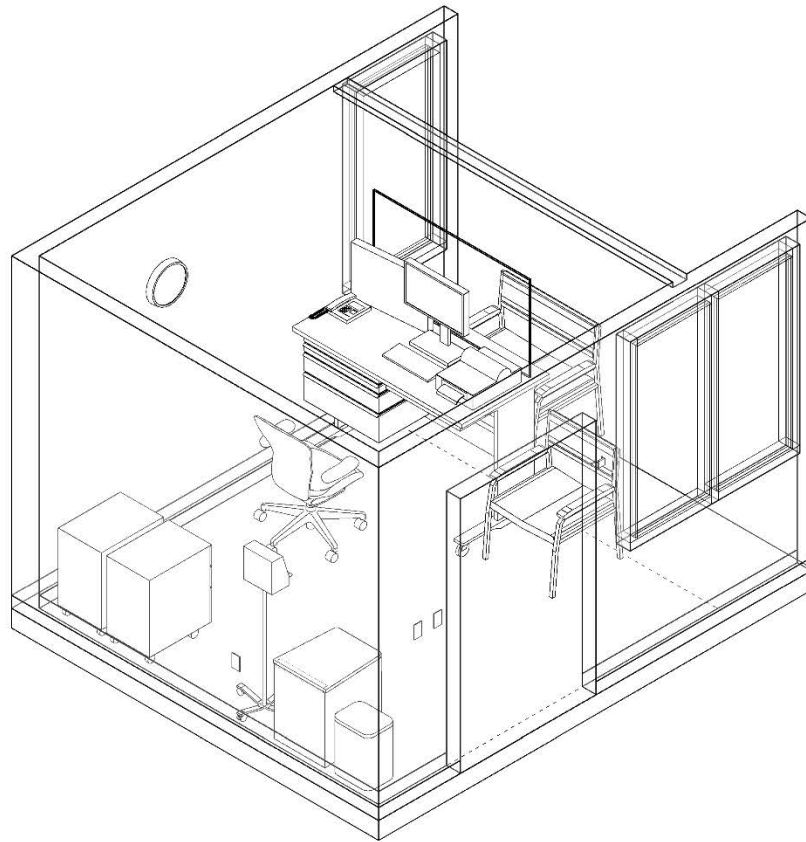


URGENT CARE
QUICK LOOK NURSE / NURSE FIRST POSITION STATION, UC (CUC11)
AXONOMETRIC

October 1, 2023

Plot Date: 8/11/2023 3:07:20 PM

SCALE:



DISCLAIMER: ROOM TEMPLATES ARE GRAPHICAL REPRESENTATIONS OF SELECTED ROOM TYPES THAT ILLUSTRATE VA PLANNING REQUIREMENTS FOR SPACE, ROOM CONTENTS, AND ROOM SPECIFIC ENGINEERING SYSTEMS. THEY PROVIDE TYPICAL CONFIGURATIONS, PLANNING CRITERIA, AND GENERAL TECHNICAL GUIDANCE, AND ARE NOT INTENDED TO BE PROJECT SPECIFIC REQUIREMENTS.




U.S. Department
of Veterans Affairs

URGENT CARE
QUICK LOOK NURSE / NURSE FIRST POSITION STATION, UC (CUC11)
INTERACTIVE 3D PDF

October 1, 2023

Plot Date: 8/11/2023 3:07:22 PM

SCALE:



DISCLAIMER: ROOM TEMPLATES ARE GRAPHICAL REPRESENTATIONS OF SELECTED ROOM TYPES THAT ILLUSTRATE VA PLANNING REQUIREMENTS FOR SPACE, ROOM CONTENTS, AND ROOM SPECIFIC ENGINEERING SYSTEMS. THEY PROVIDE TYPICAL CONFIGURATIONS, PLANNING CRITERIA, AND GENERAL TECHNICAL GUIDANCE, AND ARE NOT INTENDED TO BE PROJECT SPECIFIC REQUIREMENTS.

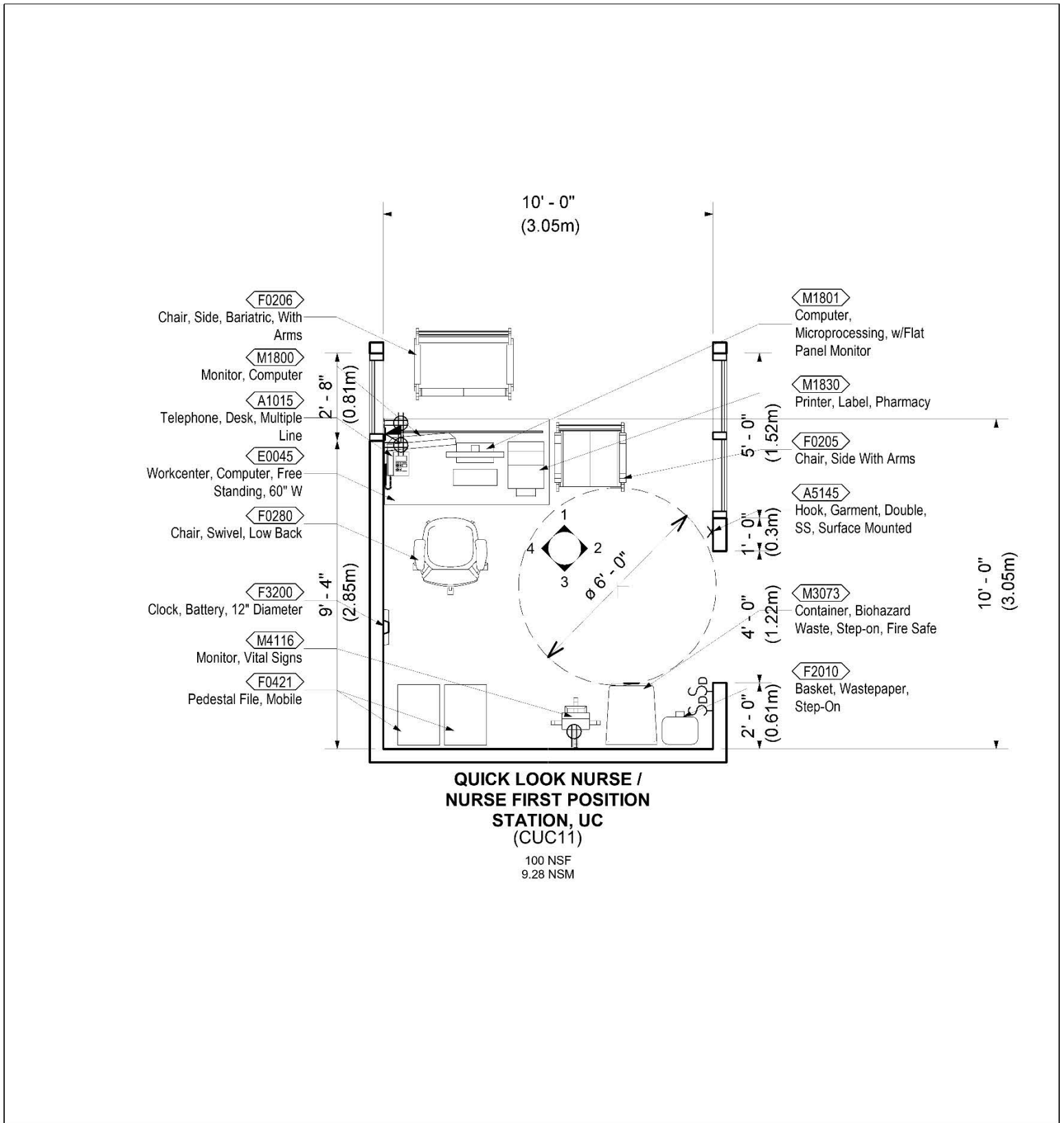


URGENT CARE
 QUICK LOOK NURSE / NURSE FIRST POSITION STATION, UC (CUC11)
 FLOOR PLAN (100 NSF / 9.28 NSM)

October 1, 2023

Plot Date: 8/11/2023 3:07:24 PM

SCALE: 1/4" = 1'-0"



**QUICK LOOK NURSE /
 NURSE FIRST POSITION
 STATION, UC
 (CUC11)**

100 NSF
 9.28 NSM

DISCLAIMER: ROOM TEMPLATES ARE GRAPHICAL REPRESENTATIONS OF SELECTED ROOM TYPES THAT ILLUSTRATE VA PLANNING REQUIREMENTS FOR SPACE, ROOM CONTENTS, AND ROOM SPECIFIC ENGINEERING SYSTEMS. THEY PROVIDE TYPICAL CONFIGURATIONS, PLANNING CRITERIA, AND GENERAL TECHNICAL GUIDANCE, AND ARE NOT INTENDED TO BE PROJECT SPECIFIC REQUIREMENTS.

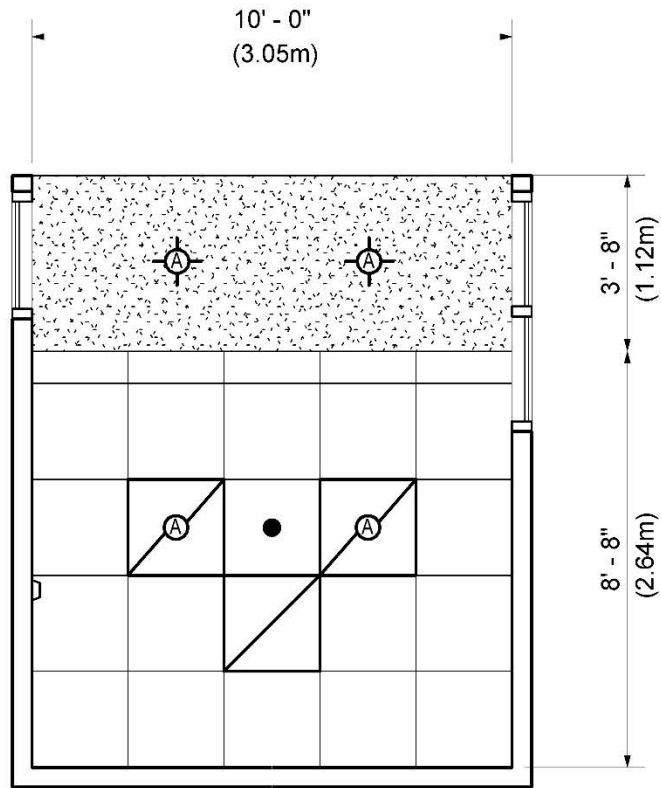


URGENT CARE
QUICK LOOK NURSE / NURSE FIRST POSITION STATION, UC (CUC11)
REFLECTED CEILING PLAN

October 1, 2023

Plot Date: 8/11/2023 3:07:26 PM

SCALE: 1/4" = 1'-0"



**QUICK LOOK NURSE /
NURSE FIRST POSITION
STATION, UC
(CUC11)**

100 NSF
9.28 NSM

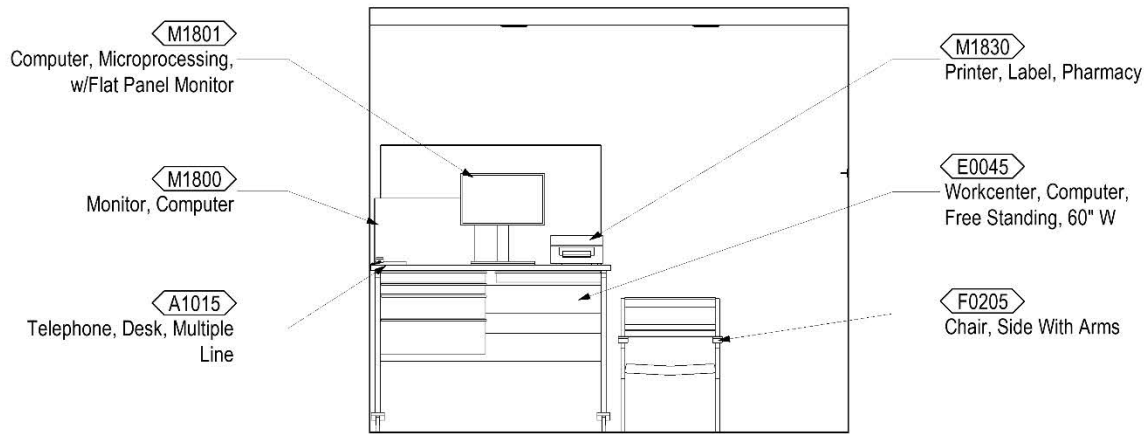


URGENT CARE
QUICK LOOK NURSE / NURSE FIRST POSITION STATION, UC (CUC11)
ELEVATIONS

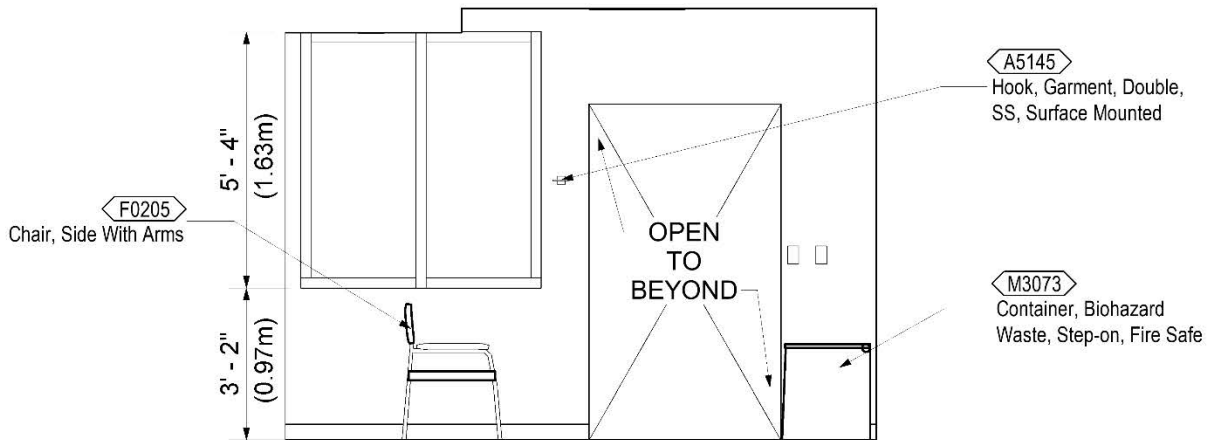
October 1, 2023

Plot Date: 8/11/2023 3:07:28 PM

SCALE: 1/4" = 1'-0"



ELEVATION 1

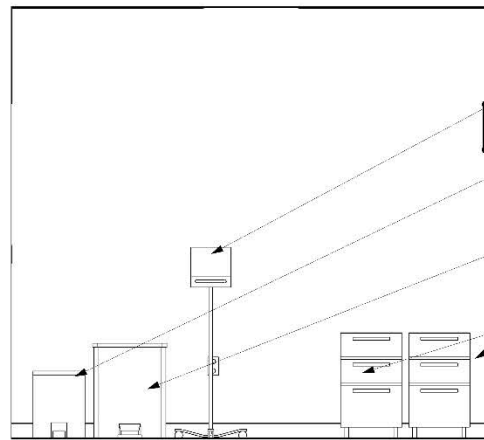


ELEVATION 2

DISCLAIMER: ROOM TEMPLATES ARE GRAPHICAL REPRESENTATIONS OF SELECTED ROOM TYPES THAT ILLUSTRATE VA PLANNING REQUIREMENTS FOR SPACE, ROOM CONTENTS, AND ROOM SPECIFIC ENGINEERING SYSTEMS. THEY PROVIDE TYPICAL CONFIGURATIONS, PLANNING CRITERIA, AND GENERAL TECHNICAL GUIDANCE, AND ARE NOT INTENDED TO BE PROJECT SPECIFIC REQUIREMENTS.

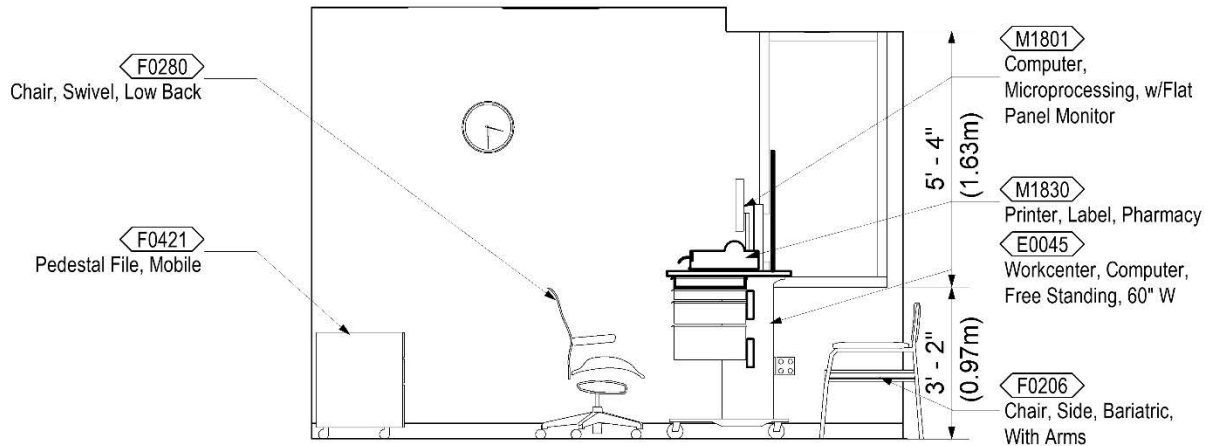
Plot Date: 8/11/2023 3:07:30 PM

SCALE: 1/4" = 1'-0"



- M4116**
Monitor, Vital Signs
- F2010**
Basket, Wastepaper, Step-On
- M3073**
Container, Biohazard Waste, Step-on, Fire Safe
- F0421**
Pedestal File, Mobile

ELEVATION 3



F0280
Chair, Swivel, Low Back

F0421
Pedestal File, Mobile

M1801
Computer, Microprocessing, w/Flat Panel Monitor

M1830
Printer, Label, Pharmacy

E0045
Workcenter, Computer, Free Standing, 60" W

F0206
Chair, Side, Bariatric, With Arms

ELEVATION 4

Room Data: Quick Look Nurse / Nurse First Position Station, UC (CUC11)

ARCHITECTURAL & INTERIOR DESIGN

Ceiling Finish: m: AT/GWB f: SP/P
 Ceiling Height: 9'-0" (2700mm)
 Wall Finish: m: GWB f: P
 Wainscot: No
 Base: m: PRB [8] h: 4" (100mm)
 Floor Finish: f: LVT
 Slab Depression: No
 Sound Protection: No
 Doors: None
 Hardware Nr: N/A
 Notes:

HVAC

Refer to HVAC Design Manual Design in accordance with project requirements. Refer to the current version of Chapter 6, "Mechanical Room Data Sheets" for room temperatures, humidity range, room air change requirements, noise level, pressurization and other information.

PLUMBING AND MEDICAL GASES

Cold Water: Yes
 Hot Water: Yes
 Sanitary Drain: Yes
 Medical Air: No
 Medical Vacuum: No
 Oxygen: No

FIRE PROTECTION

Refer to Fire Protection Design Manual for guidance on fire suppression and fire alarm device type and placement in accordance with project requirements.

POWER

Refer to the latest VA Electrical Design Manual for general electrical requirements.

Normal Power: To be connected to selected receptacles and equipment.

Emergency Power: Critical branch of the EES (Essential Electrical System), if provided, to be connected to selected receptacles and equipment.

LIGHTING

Refer to the latest VA Lighting Design Manual section 4.3.1 – Nurse Station for lighting design consideration.

**TELECOMMUNICATION/
SPECIAL TELECOMMUNICATION SYSTEMS**

Data: Yes
 Telephone: Yes
 Cable Television: No
 Duress Alarm: Yes
 Electronic Access and Door Control: No
 Intercom: No
 Motion Intrusion Detection (MID): No
 Nurse Call: Yes
 Code Blue: No
 Public Address: No
 Security Surveillance Television (SSTV): No
 VA Satellite TV: No
 Video Conferencing (VTEL): No
 Count Down Clock: No



Room Contents: Quick Look Nurse / Nurse First Position Station, UC (CUC11)

JSN	Content Name	Acq Code	Qty	Description
A1010	Telecommunication Outlet	CC	3	Telecommunication outlet location.
A1015	Telephone, Desk, Multiple Line	VV	1	Telephone, desk, multiple line.
A5145	Hook, Garment, Double, SS, Surface Mounted	CC	1	A surface mounted, satin finish stainless steel, double garment hook. Equipped with a concealed mounting bracket that is secured to a concealed wall plate. For general purpose use throughout the facility to hang various items of apparel.
E0045	Workcenter, Computer, Free Standing, 60" W	VV	1	THIS TYPICAL INCLUDES: 1 Tool Rail 2 Paper Tray 1 Diagonal Tray 1 Freestanding Work Surface 1 Mobile Pedestal, Box/File 1 Adjustable Keyboard Tray
F0205	Chair, Side With Arms	VV	1	Upholstered side chair, 32" high X 21" wide X 23" deep with arms, padded seats and padded backs. Seat height is a minimum of 17". Available with or without sled base.
F0206	Chair, Side, Bariatric, With Arms	VV	1	A bariatric side chair with arms for use in a waiting room, lobby or other patient area. Chair will have a padded seat and back and have a capacity of 800 pounds.
F0280	Chair, Swivel, Low Back	VV	1	Low back contemporary swivel chair, 37" high X 25" wide X 31" deep with a five (5) caster swivel base, arms and foam padded seat and back upholstered with either woven textile fabric or vinyl.
F0421	Pedestal File, Mobile	VV	2	A steel mobile pedestal file with three drawers and casters. Choice of finishes, handle style and with or without locking mechanism.
F2010	Basket, Wastepaper, Step-On	VV	1	"Step-on" wastepaper basket with inner liner and foot pedal activated flip top.
F3200	Clock, Battery, 12" Diameter	VV	1	Clock, 12" diameter. Round surface, easy to read numbers with sweep second hand. Wall mounted unit for use when impractical to install a fully synchronized clock system. Battery operated, (batteries not included).
M1800	Monitor, Computer	VV	1	A high definition LED computer monitor with minimum 1920 x 1080 resolution, 4ms response time, 25 inch class display size, compatible with desk or arm mounted. Monitor is VESA compatible and Energy Star compliant.



Room Contents: Quick Look Nurse / Nurse First Position Station, UC (CUC11) – Cont'd.

JSN	Content Name	Acq Code	Qty	Description
M1801	Computer, Microprocessing, w/Flat Panel Monitor	VV	1	Desk top microprocessing computer. The unit shall consist of a central processing mini tower, flat panel monitor, keyboard, mouse and speakers. The system shall have the following minimum characteristics: a 2.8 GHz Pentium processor; 512 MB memory; 80GB hard drive; 32/48x CD-ROM/DVD combo; 1.44MB network interface card; video 32 MB NVIDIA; a 18 inch flat panel monitor. The computer is used throughout the facility to input, manipulate and retrieve information.
M1830	Printer, Label, Pharmacy	VV	1	Label printer for use in pharmacy applications. The printer shall be bench top standing. It shall be flexible enough to accommodate label sizes up to 4 inches, with a minimum print speed of 6 inches per second and a minimum resolution of 203 dpi.
M3073	Container, Biohazard Waste, Step-on, Fire Safe	VV	1	A biohazard waste container with a step-on lid. The container will have a capacity of approximately 12 gallons and be made of a fire safe material.
M4116	Monitor, Vital Signs	VV	1	Electronic sphygmomanometer. LCD displays non-invasive blood pressure, pulse rate and temperature. Used in hospitals and clinics. Includes an optional mobile stand.



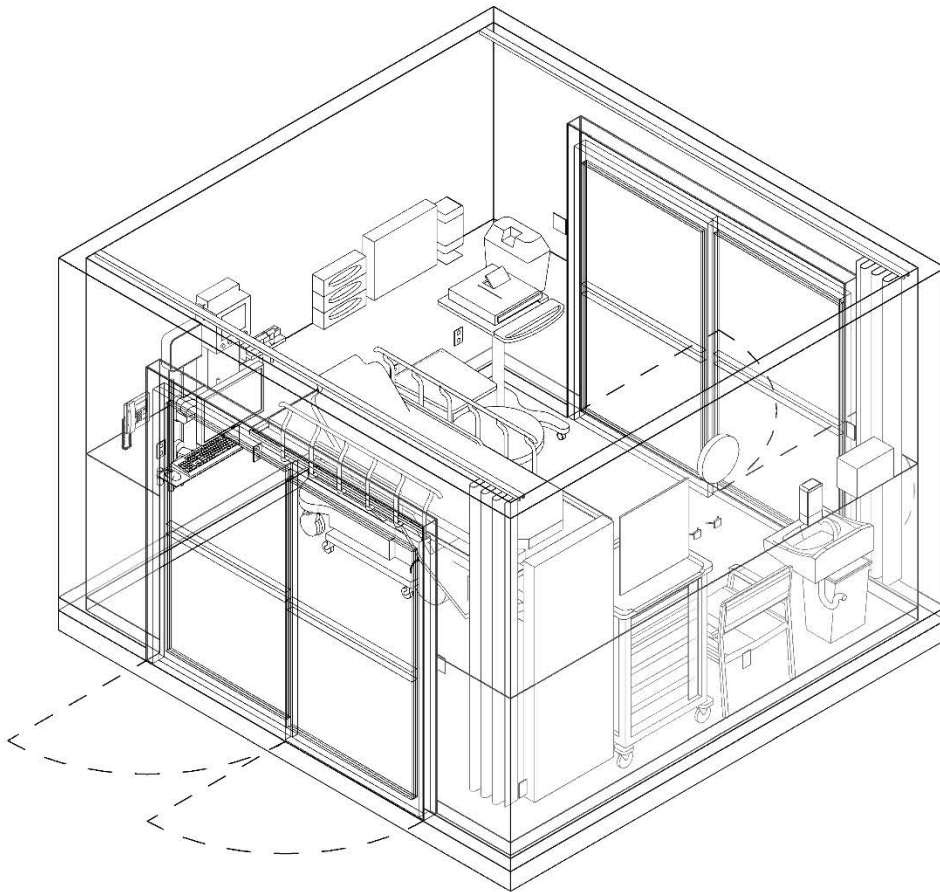


URGENT CARE
TRIAGE ROOM, UC (CUC12)
AXONOMETRIC

October 1, 2023

Plot Date: 8/11/2023 3:12:00 PM

SCALE:




DISCLAIMER: ROOM TEMPLATES ARE GRAPHICAL REPRESENTATIONS OF SELECTED ROOM TYPES THAT ILLUSTRATE VA PLANNING REQUIREMENTS FOR SPACE, ROOM CONTENTS, AND ROOM SPECIFIC ENGINEERING SYSTEMS. THEY PROVIDE TYPICAL CONFIGURATIONS, PLANNING CRITERIA, AND GENERAL TECHNICAL GUIDANCE, AND ARE NOT INTENDED TO BE PROJECT SPECIFIC REQUIREMENTS.



Plot Date: 8/11/2023 3:12:02 PM

SCALE:



DISCLAIMER: ROOM TEMPLATES ARE GRAPHICAL REPRESENTATIONS OF SELECTED ROOM TYPES THAT ILLUSTRATE VA PLANNING REQUIREMENTS FOR SPACE, ROOM CONTENTS, AND ROOM SPECIFIC ENGINEERING SYSTEMS. THEY PROVIDE TYPICAL CONFIGURATIONS, PLANNING CRITERIA, AND GENERAL TECHNICAL GUIDANCE, AND ARE NOT INTENDED TO BE PROJECT SPECIFIC REQUIREMENTS.

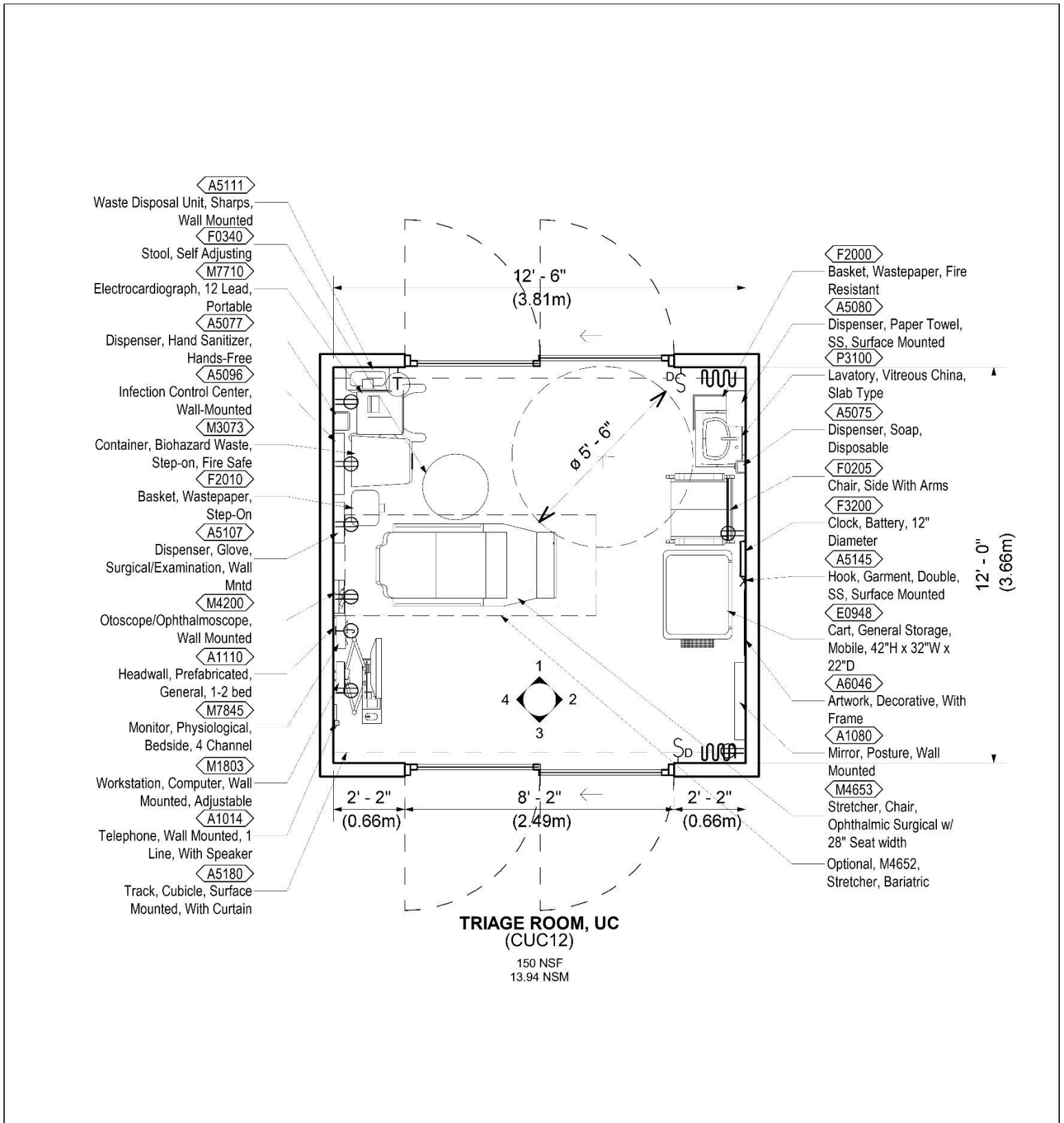


URGENT CARE
 TRIAGE ROOM, UC (CUC12)
 FLOOR PLAN (150 NSF / 13.94 NSM)

October 1, 2023

Plot Date: 8/11/2023 3:12:04 PM

SCALE: 1/4" = 1'-0"



DISCLAIMER: ROOM TEMPLATES ARE GRAPHICAL REPRESENTATIONS OF SELECTED ROOM TYPES THAT ILLUSTRATE VA PLANNING REQUIREMENTS FOR SPACE, ROOM CONTENTS, AND ROOM SPECIFIC ENGINEERING SYSTEMS. THEY PROVIDE TYPICAL CONFIGURATIONS, PLANNING CRITERIA, AND GENERAL TECHNICAL GUIDANCE, AND ARE NOT INTENDED TO BE PROJECT SPECIFIC REQUIREMENTS.

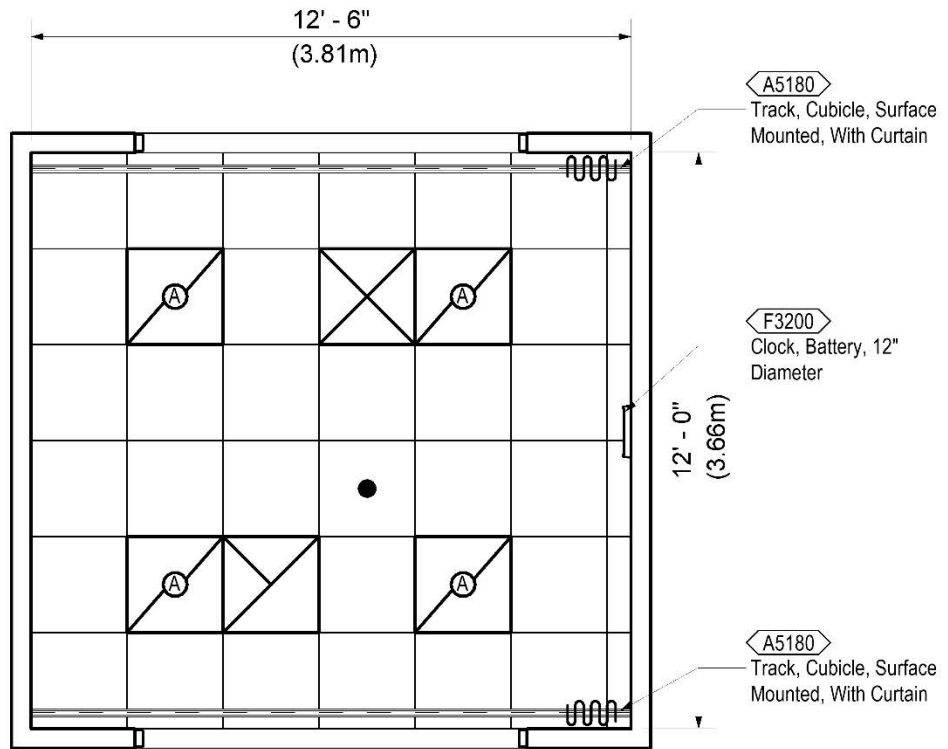


URGENT CARE
TRIAGE ROOM, UC (CUC12)
REFLECTED CEILING PLAN

October 1, 2023

Plot Date: 8/11/2023 3:12:06 PM

SCALE: 1/4" = 1'-0"



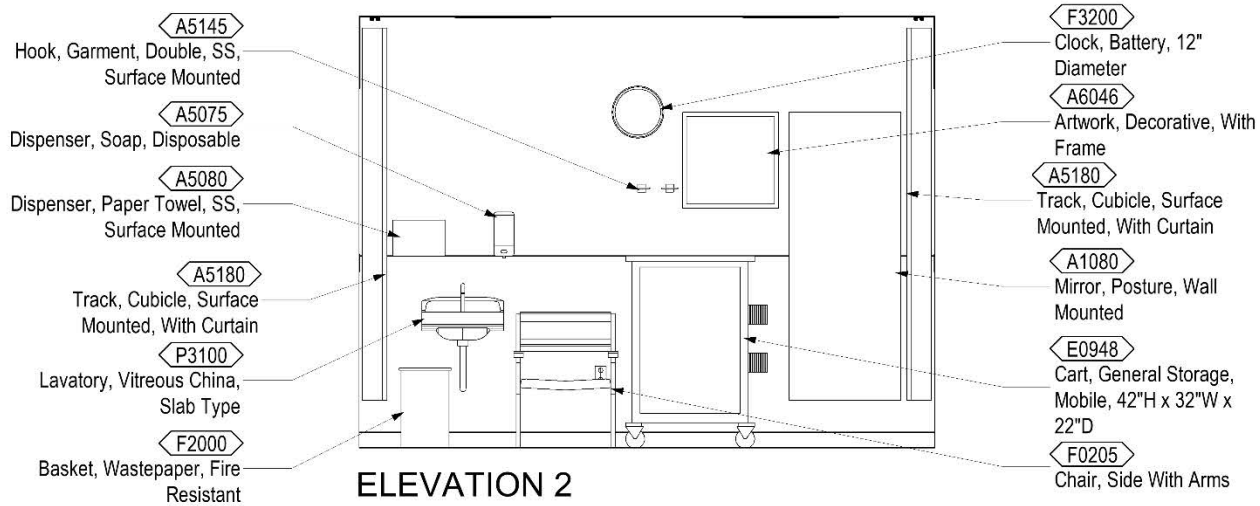
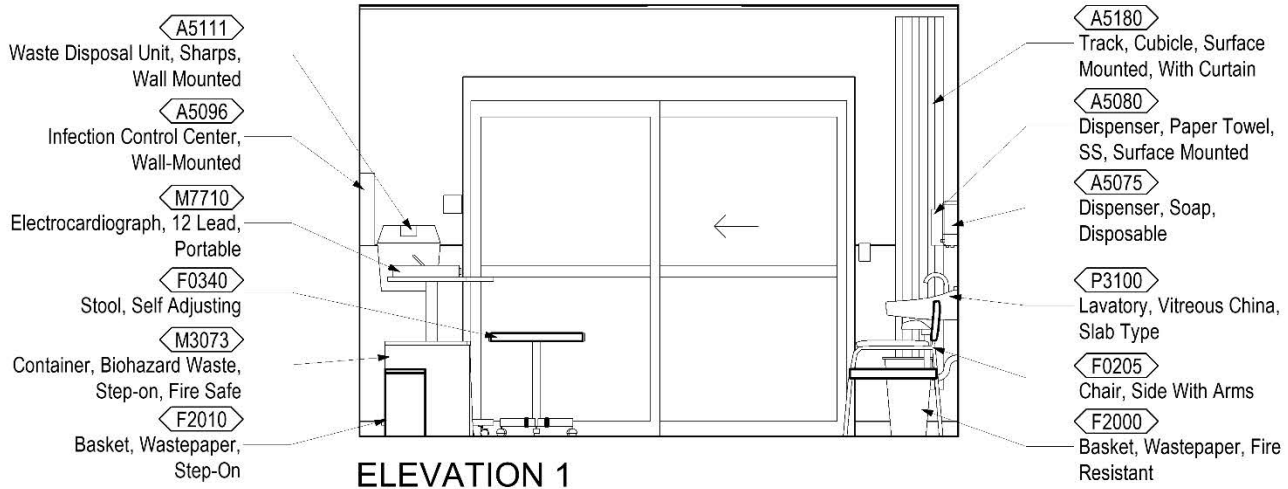
TRIAGE ROOM, UC
(CUC12)

150 NSF
13.94 NSM

DISCLAIMER: ROOM TEMPLATES ARE GRAPHICAL REPRESENTATIONS OF SELECTED ROOM TYPES THAT ILLUSTRATE VA PLANNING REQUIREMENTS FOR SPACE, ROOM CONTENTS, AND ROOM SPECIFIC ENGINEERING SYSTEMS. THEY PROVIDE TYPICAL CONFIGURATIONS, PLANNING CRITERIA, AND GENERAL TECHNICAL GUIDANCE, AND ARE NOT INTENDED TO BE PROJECT SPECIFIC REQUIREMENTS.

Plot Date: 8/11/2023 3:12:08 PM

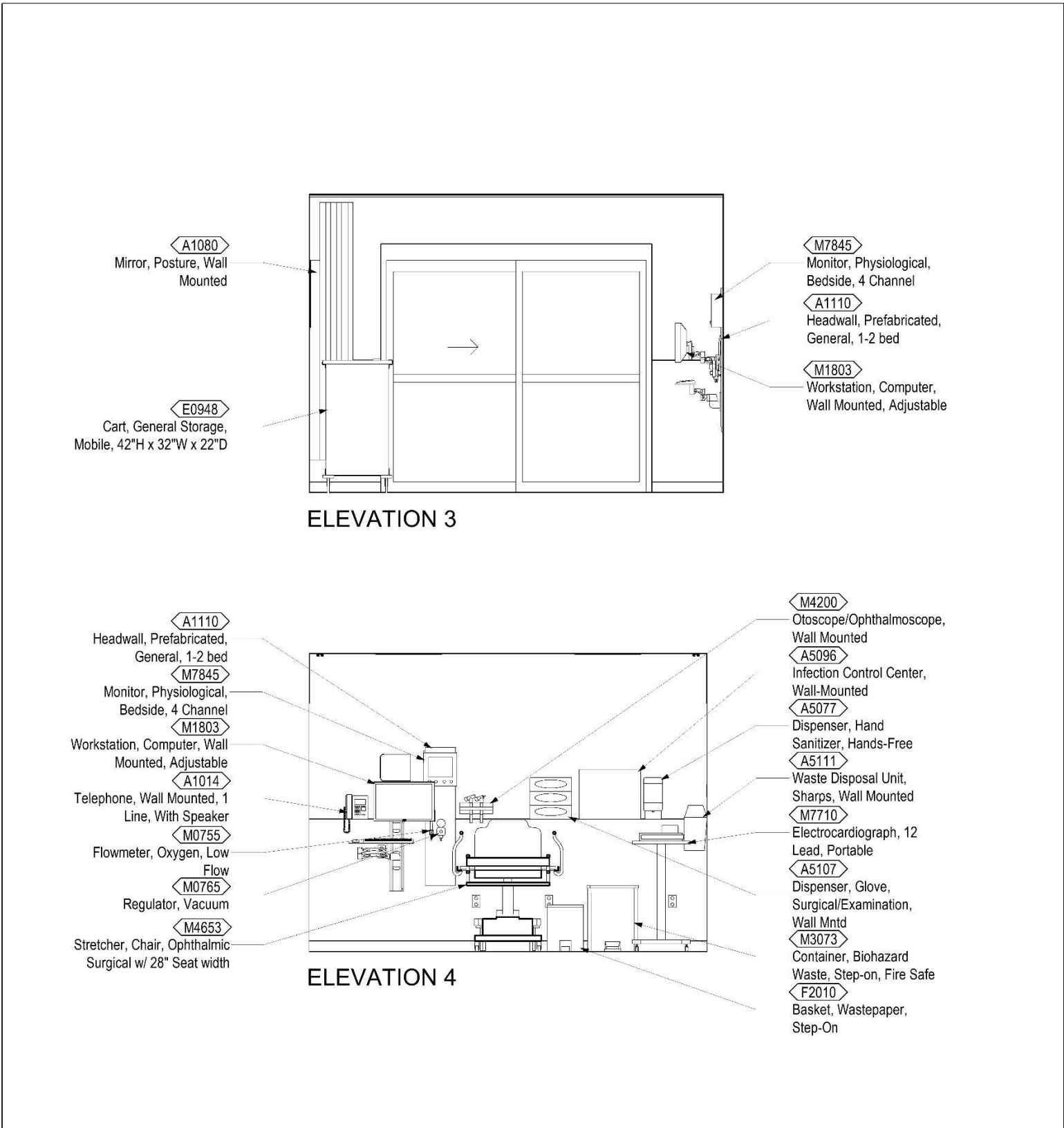
SCALE: 1/4" = 1'-0"



DISCLAIMER: ROOM TEMPLATES ARE GRAPHICAL REPRESENTATIONS OF SELECTED ROOM TYPES THAT ILLUSTRATE VA PLANNING REQUIREMENTS FOR SPACE, ROOM CONTENTS, AND ROOM SPECIFIC ENGINEERING SYSTEMS. THEY PROVIDE TYPICAL CONFIGURATIONS, PLANNING CRITERIA, AND GENERAL TECHNICAL GUIDANCE, AND ARE NOT INTENDED TO BE PROJECT SPECIFIC REQUIREMENTS.

Plot Date: 8/11/2023 3:12:11 PM

SCALE: 1/4" = 1'-0"



DISCLAIMER: ROOM TEMPLATES ARE GRAPHICAL REPRESENTATIONS OF SELECTED ROOM TYPES THAT ILLUSTRATE VA PLANNING REQUIREMENTS FOR SPACE, ROOM CONTENTS, AND ROOM SPECIFIC ENGINEERING SYSTEMS. THEY PROVIDE TYPICAL CONFIGURATIONS, PLANNING CRITERIA, AND GENERAL TECHNICAL GUIDANCE, AND ARE NOT INTENDED TO BE PROJECT SPECIFIC REQUIREMENTS.

Room Data: Triage Room, UC (CUC12)

ARCHITECTURAL & INTERIOR DESIGN

Ceiling Finish:	m: AT
Ceiling Height:	9'-0" (2700mm)
Wall Finish:	m: GWB f: P
Wainscot:	m: RWC h: 4'-0"
Base:	m: RB at h: 4" (100mm)
Floor Finish:	f: LVT
Slab Depression:	No
Sound Protection:	STC 40
Doors:	m: Alum t: dg: T s: V
Hardware Nr:	N/A

Notes:

1. Manual sliding glass doors must be able to break out of the room for exiting and be provided with positive latch single/multi-point locking. See Specification Section 08 32 13.

HVAC

Refer to HVAC Design Manual Design in accordance with project requirements. Refer to the current version of Chapter 6, "Mechanical Room Data Sheets" for room temperatures, humidity range, room air change requirements, noise level, pressurization and other information.

PLUMBING AND MEDICAL GASES

Cold Water:	Yes
Hot Water:	Yes
Sanitary Drain:	Yes
Medical Air:	No
Medical Vacuum:	Minimum 1 outlet/station
Oxygen:	Minimum 1 outlet/station

FIRE PROTECTION

Refer to Fire Protection Design Manual for guidance on fire suppression and fire alarm device type and placement in accordance with project requirements.

POWER

Refer to the latest VA Electrical Design Manual for general electrical requirements.

Normal Power: To be connected to selected receptacles and equipment.

Emergency Power: Critical branch of the EES (Essential Electrical System), if provided, to be connected to selected receptacles and equipment.

Notes:

1. Coordinate electrical power requirements with specific vendor equipment.

LIGHTING

Refer to the latest VA Lighting Design Manual section 4.2.1 – Examination and Treatment Room for lighting design consideration.

**TELECOMMUNICATION/
SPECIAL TELECOMMUNICATION SYSTEMS**

Data:	Yes
Telephone:	Yes
Cable Television	No
Duress Alarm	No
Electronic Access and Door Control	No
Intercom:	No
Motion Intrusion Detection (MID)	No
Nurse Call:	Yes
Code Blue	Yes
Public Address:	No
Security Surveillance Television (SSTV)	No
VA Satellite TV:	No
Video Conferencing (VTEL):	No
Count Down Clock:	Yes



Room Contents: Triage Room, UC (CUC12)

JSN	Content Name	Acq Code	Qty	Description
A1010	Telecommunication Outlet	CC	3	Telecommunication outlet location.
A1014	Telephone, Wall Mounted, 1 Line, With Speaker	VV	1	Telephone, wall mounted, 1 line, with speaker.
A1080	Mirror, Posture, Wall Mounted	CC	1	Wall mounted posture mirror. Consists of a 1/4" plate glass in a sturdy corrosion resistant frame with water proof back. For educational and therapy programs.
A1110	Headwall, Prefabricated, General, 1-2 bed	CC	1	1-2 bed, general, prefabricated headwall. Unit consists of a patient service module for general care, single or double bed type. It contains lighting, medical gases, electrical outlets, nurse call and bed bumper. Specify number and type of medical gas and electrical outlets. Size of module will vary by type and configuration of outlets.
A5075	Dispenser, Soap, Disposable	VV	1	Disposable soap dispenser. One-handed dispensing operation. Designed to accommodate disposable soap cartridge and valve.
A5077	Dispenser, Hand Sanitizer, Hands-Free	VV	1	A touch free wall-mounted hand sanitizer dispenser. For use throughout a healthcare facility. Unit does not include the sanitizing liquid. Units are battery operated.
A5080	Dispenser, Paper Towel, SS, Surface Mounted	CC	1	A surface mounted, satin finish stainless steel, single-fold, paper towel dispenser. Dispenser features: tumbler lock; front hinged at bottom; and refill indicator slot. Minimum capacity 400 single-fold paper towels. For general purpose use throughout the facility.
A5096	Infection Control Center, Wall-Mounted	VV	1	Wall mounted infection control center designed for public waiting and reception areas. Provides spaces for dispensing sanitizer, masks and tissues. Available in a variety of finishes and wood framing material.
A5107	Dispenser, Glove, Surgical/Examination, Wall Mntd	VV	1	Examination three (Small Medium, Large) glove dispenser box for wall mounting. Fabricated of either cold rolled steel with a white baked enamel finish, plastic or acrylic. Hardware not included, Option 3 powder coated steel.
A5111	Waste Disposal Unit, Sharps Wall Mount	VC	1	The unit is designed for the disposal of sharps and complies with OSHA guidelines for the handling of sharps. It shall house a 5 quart container and be capable of being mounted on a wall. The unit shall be secured by a locked enclosure.
A5145	Hook, Garment, Double, SS, Surface Mounted	CC	2	A surface mounted, satin finish stainless steel, double garment hook. Equipped with a concealed mounting bracket that is secured to a concealed wall plate. For general purpose use throughout the facility to hang various items of apparel.



Room Contents: Triage Room, UC (CUC12) – Cont'd.

JSN	Content Name	Acq Code	Qty	Description
A5180	Track, Cubicle, Surface Mounted, With Curtain	VV	2	Surface mounted cubicle track, with curtain. Track constructed of thick extruded aluminum. Equipped with self lubricating carriers, beaded drop chain hooks, and flame resistant curtain. To include removable end caps. Designed to be suspended around patient areas where privacy is needed. Price listed is per foot of the track, curtains to be priced per quote.
A6046	Artwork, Decorative, With Frame	VV	1	This JSN is to be used for determining and defining location of decorative artwork.
E0948	Cart, General Storage, Mobile, 42"H x 32"W x 22"D	VV	1	THIS TYPICAL INCLUDES: 1 Cart Body, Style-A Narrow, w/Raised Edge Top 2 Drawers, 3" H 4 Drawers, 6" H 1 Accessory Rail, Side Drawer Organizer Bins
F0205	Chair, Side With Arms	VV	1	Upholstered side chair, 32" high X 21" wide X 23" deep with arms, padded seats and padded backs. Seat height is a minimum of 17". Available with or without sled base.
F0340	Stool, Self Adjusting	VV	1	Self adjusting stool. Consists of a foam padded upholstered seat with attached foot rest for added comfort. Mounted on swivel casters. Designed for doctor's use during examinations.
F2000	Basket, Wastepaper, Fire Resistant	VV	1	Wastepaper basket, fire resistant, approximately 40 quart capacity. This unit is used to collect and temporarily store small quantities of paper refuse in patient rooms, administrative areas and nursing stations. Size and shape varies depending on the application and manufacturer selected.
F2010	Basket, Wastepaper, Step-On	VV	1	"Step-on" wastepaper basket with inner liner and foot pedal activated flip top.
F3200	Clock, Battery, 12" Diameter	VV	1	Clock, 12" diameter. Round surface, easy to read numbers with sweep second hand. Wall mounted unit for use when impractical to install a fully synchronized clock system. Battery operated, (batteries not included).
M0755	Flowmeter, Oxygen, Low Flow	VV	1	Oxygen flowmeter. Consists of a clear crystal flowtube calibrated to 3.5 or 8 LPM depending on manufacturer. For oxygen regulation in hospital settings. Database pricing includes DISS fitting and DISS power outlet and wall adapter. Other fitting and adapter configurations are available.



Room Contents: Triage Room, UC (CUC12) – Cont'd.

JSN	Content Name	Acq Code	Qty	Description
M0765	Regulator, Vacuum	VV	1	Vacuum pressure regulator for connection to central piped vacuum system. Standard display scale is graduated at least from 0 to 200 mm Hg of vacuum. Displays on specialized regulators may cover other vacuum ranges. Regulator type (continuous, intermittent, continuous/intermittent, surgical, pediatric, thoracic, etc.) as required. To be used in delivery, neonatal, pediatrics or any area where suction is required. Database pricing reflects continuous regulators graduated to 200 mm Hg with a full line vacuum selection switch and DISS configured inlets and outlets.
M1803	Workstation, Computer, Wall Mounted, Adjustable	VV	1	A wall mounted computer workstation with height adjustable monitor and keyboard arms. Keyboard and monitor can be stored within 8" to 10" of wall. Fingertip adjustability for keyboard and monitor enable frequent position changes. Unit contains an integrated cable management system to hide wires. A separate wall-mounted CPU holder is included.
M3073	Container, Biohazard Waste, Step-on, Fire Safe	VV	2	A biohazard waste container with a step-on lid. The container will have a capacity of approximately 12 gallons and be made of a fire safe material.
M4200	Otoscope/Ophthalmoscope, Wall Mounted	VV	1	Wall mounted otoscope and ophthalmoscope. Includes 6 foot line cord and plug and accepts and includes two handles. Contains head turn-on/turn-off, built-in speculum tray and 8 foot coiled cords. Unit is designed for use in patient exam rooms.
M4653	Stretcher, Chair, Ophthalmic Surgical	VV	1	An eye surgery stretcher which adjusts from horizontal to a chair position. Stretcher has dual articulating headpiece for multiple ophthalmic surgical positioning; features dual hydraulic jacks, swing down side rails, oxygen holder, independently movable foot section, and IV receptacles. Minimum 400 pound weight capacity.
M7710	Electrocardiograph, 12 Lead, Portable	VV	1	Used to detect the electrical signals associated with cardiac activity, diagnose cardiac abnormalities, determine a patients response to drug therapy and reveal trends or changes in heart function. Capable of recording two or more leads simultaneously, recording an entire 12 lead ECG in about 10 seconds. Includes of a 3.5 inch, high density, floppy disk drive for test storage. Portable.



Room Contents: Triage Room, UC (CUC12) – Cont'd.

JSN	Content Name	Acq Code	Qty	Description
M7845	Monitor, Physiological, Bedside, 4 Channel	VV	1	4 channel bedside physiological monitor. The unit consist of a four-channel non-fade monochrome display monitor, an alarm system and printer-recording capabilities. The monitor has color coded controls and automatic calibration. The unit displays up to four waveforms simultaneously. The parameters to be monitored are user selectable. The monitor may be connected to a central monitoring station. The unit monitors patients in most acute care areas, step-down units, procedure rooms and emergency rooms.
P3100	Lavatory, Vitreous China, Slab Type	CC	1	Wall mounted, slab type, vitreous china, lavatory (approximate bowl size 7"x15"x10") with: faucet holes on 4" centers; gooseneck spout; wrist blade handles; and grid strainer. It shall be suitable for use in clinics, offices, washrooms or patient care area.



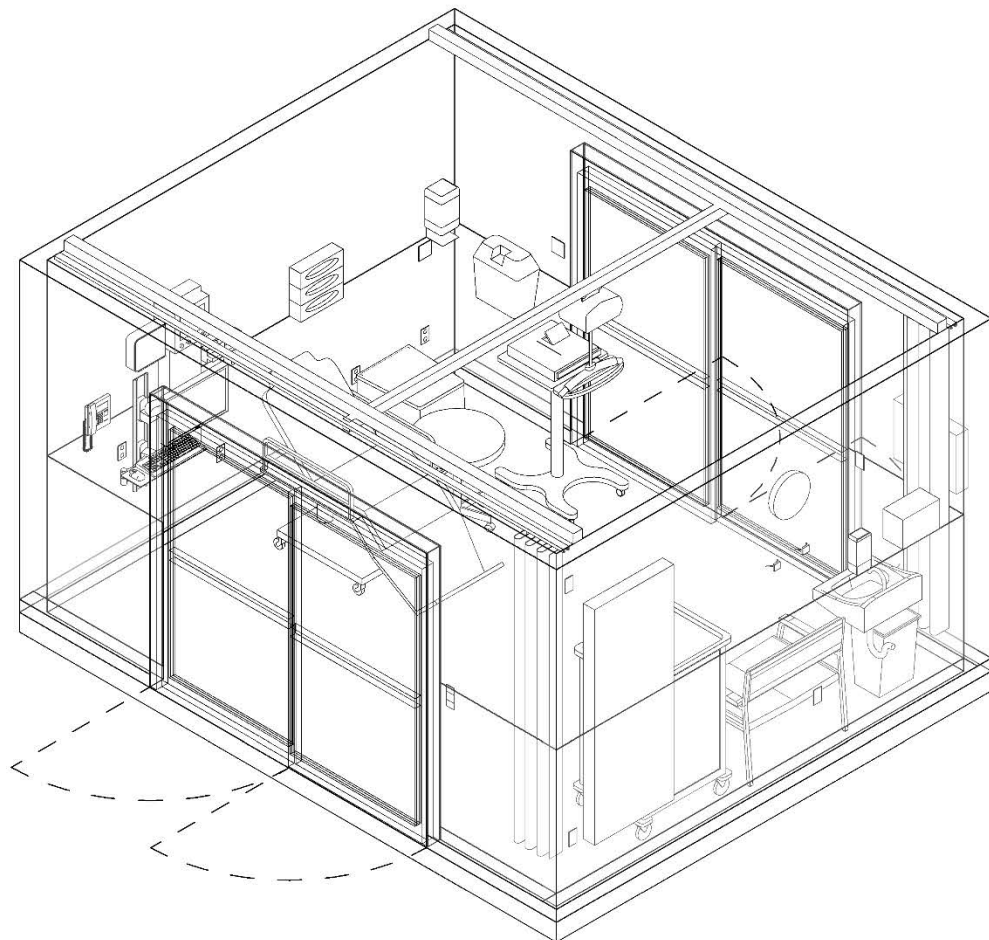


URGENT CARE
BARIATRIC TRIAGE ROOM, UC (CUC13)
AXONOMETRIC

October 1, 2023

Plot Date: 8/11/2023 3:13:43 PM

SCALE:




DISCLAIMER: ROOM TEMPLATES ARE GRAPHICAL REPRESENTATIONS OF SELECTED ROOM TYPES THAT ILLUSTRATE VA PLANNING REQUIREMENTS FOR SPACE, ROOM CONTENTS, AND ROOM SPECIFIC ENGINEERING SYSTEMS. THEY PROVIDE TYPICAL CONFIGURATIONS, PLANNING CRITERIA, AND GENERAL TECHNICAL GUIDANCE, AND ARE NOT INTENDED TO BE PROJECT SPECIFIC REQUIREMENTS.



Plot Date: 8/11/2023 3:13:45 PM

SCALE:



DISCLAIMER: ROOM TEMPLATES ARE GRAPHICAL REPRESENTATIONS OF SELECTED ROOM TYPES THAT ILLUSTRATE VA PLANNING REQUIREMENTS FOR SPACE, ROOM CONTENTS, AND ROOM SPECIFIC ENGINEERING SYSTEMS. THEY PROVIDE TYPICAL CONFIGURATIONS, PLANNING CRITERIA, AND GENERAL TECHNICAL GUIDANCE, AND ARE NOT INTENDED TO BE PROJECT SPECIFIC REQUIREMENTS.

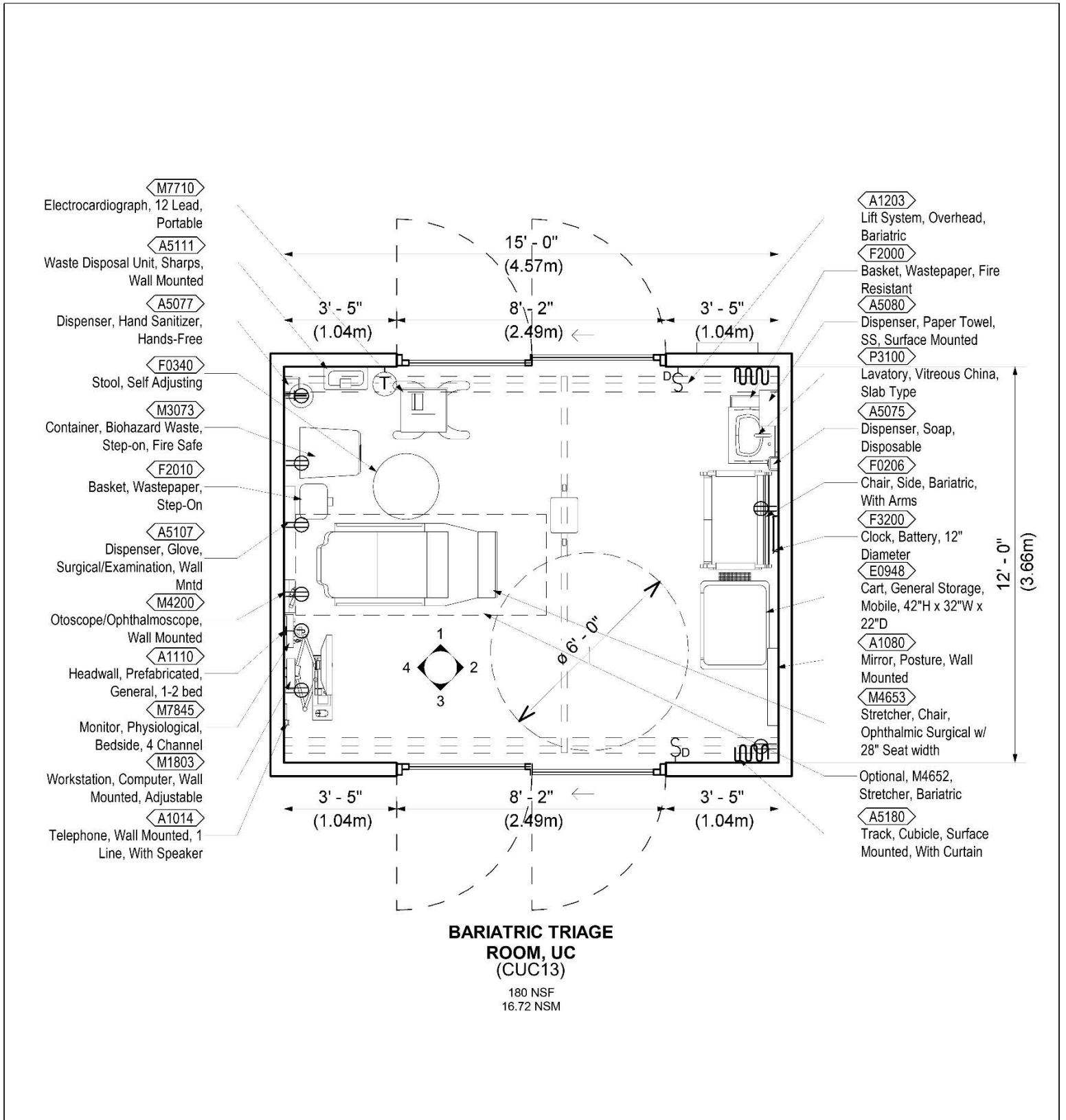


URGENT CARE
BARIATRIC TRIAGE ROOM, UC (CUC13)
FLOOR PLAN (180 NSF / 16.72 NSM)

October 1, 2023

Plot Date: 8/11/2023 3:13:47 PM

SCALE: 1/4" = 1'-0"



DISCLAIMER: ROOM TEMPLATES ARE GRAPHICAL REPRESENTATIONS OF SELECTED ROOM TYPES THAT ILLUSTRATE VA PLANNING REQUIREMENTS FOR SPACE, ROOM CONTENTS, AND ROOM SPECIFIC ENGINEERING SYSTEMS. THEY PROVIDE TYPICAL CONFIGURATIONS, PLANNING CRITERIA, AND GENERAL TECHNICAL GUIDANCE, AND ARE NOT INTENDED TO BE PROJECT SPECIFIC REQUIREMENTS.

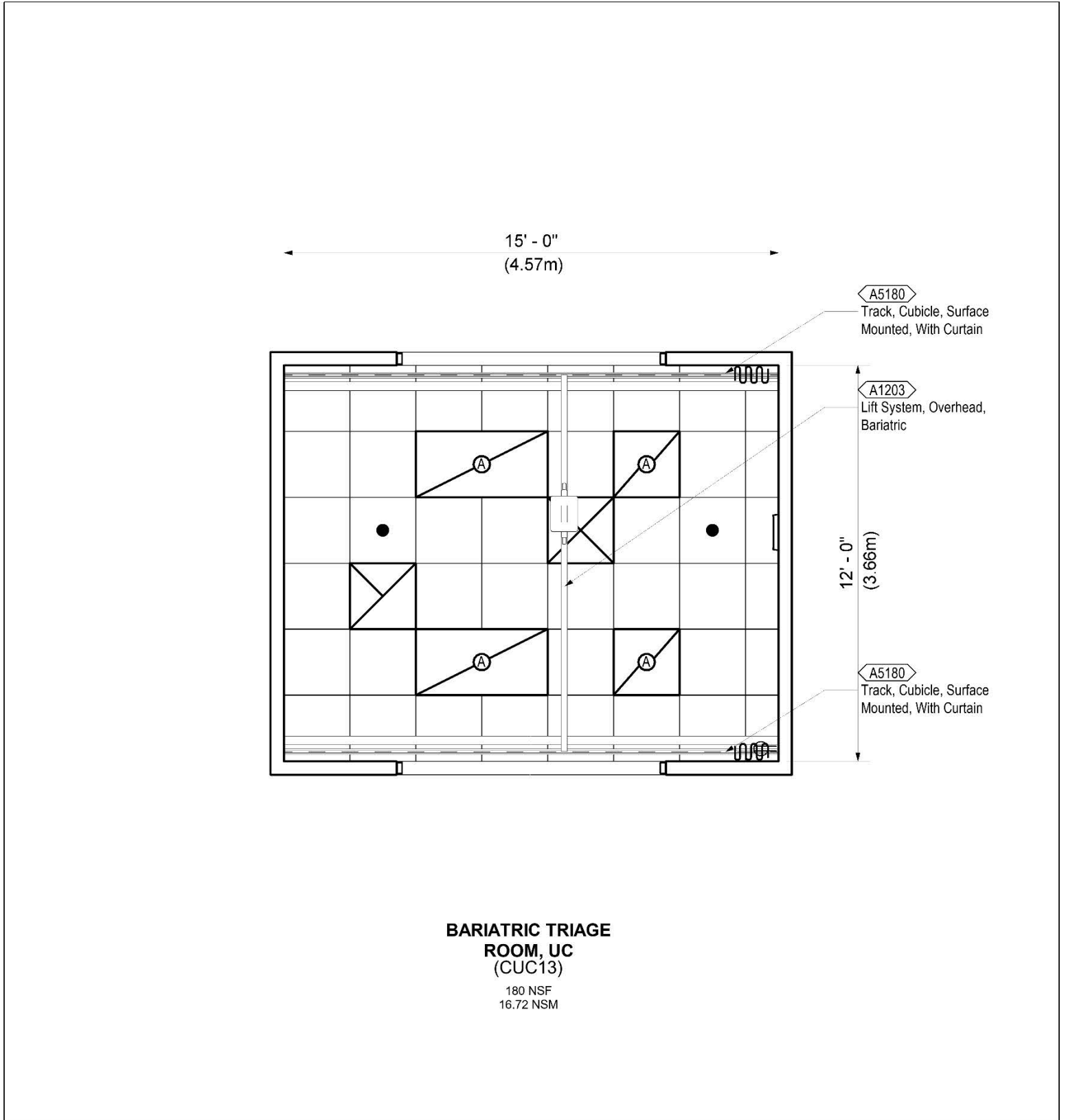


URGENT CARE
BARIATRIC TRIAGE ROOM, UC (CUC13)
REFLECTED CEILING PLAN

October 1, 2023

Plot Date: 8/11/2023 3:13:49 PM

SCALE: 1/4" = 1'-0"



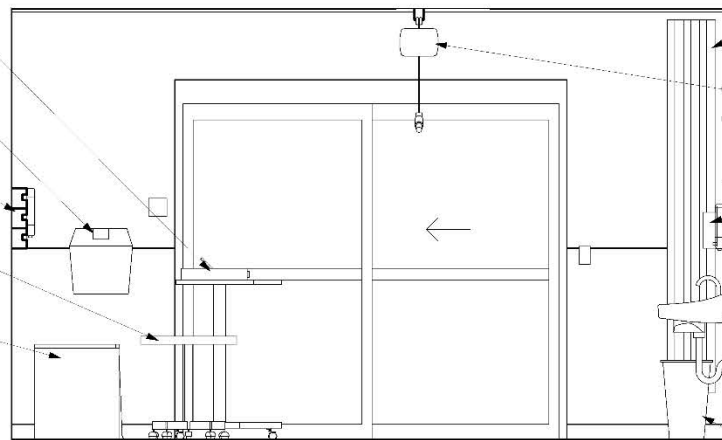
DISCLAIMER: ROOM TEMPLATES ARE GRAPHICAL REPRESENTATIONS OF SELECTED ROOM TYPES THAT ILLUSTRATE VA PLANNING REQUIREMENTS FOR SPACE, ROOM CONTENTS, AND ROOM SPECIFIC ENGINEERING SYSTEMS. THEY PROVIDE TYPICAL CONFIGURATIONS, PLANNING CRITERIA, AND GENERAL TECHNICAL GUIDANCE, AND ARE NOT INTENDED TO BE PROJECT SPECIFIC REQUIREMENTS.

Plot Date: 8/11/2023 3:13:51 PM

SCALE: 1/4" = 1'-0"



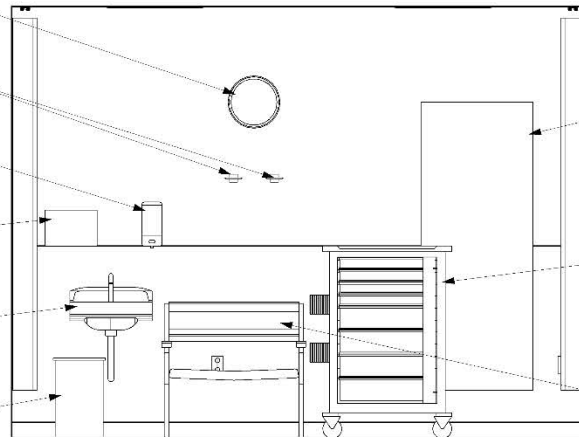
- M7710 Electrocardiograph, 12 Lead, Portable
- A5111 Waste Disposal Unit, Sharps, Wall Mounted
- A5077 Dispenser, Hand Sanitizer, Hands-Free
- F0340 Stool, Self Adjusting
- M3073 Container, Biohazard Waste, Step-on, Fire Safe



ELEVATION 1

- A5180 Track, Cubicle, Surface Mounted, With Curtain
- A1203 Lift System, Overhead, Bariatric
- A5080 Dispenser, Paper Towel, SS, Surface Mounted
- A5075 Dispenser, Soap, Disposable
- P3100 Lavatory, Vitreous China, Slab Type
- F2000 Basket, Wastepaper, Fire Resistant

- F3200 Clock, Battery, 12" Diameter
- A5145 Hook, Garment, Double, SS, Surface Mounted
- A5075 Dispenser, Soap, Disposable
- A5080 Dispenser, Paper Towel, SS, Surface Mounted
- P3100 Lavatory, Vitreous China, Slab Type
- F2000 Basket, Wastepaper, Fire Resistant

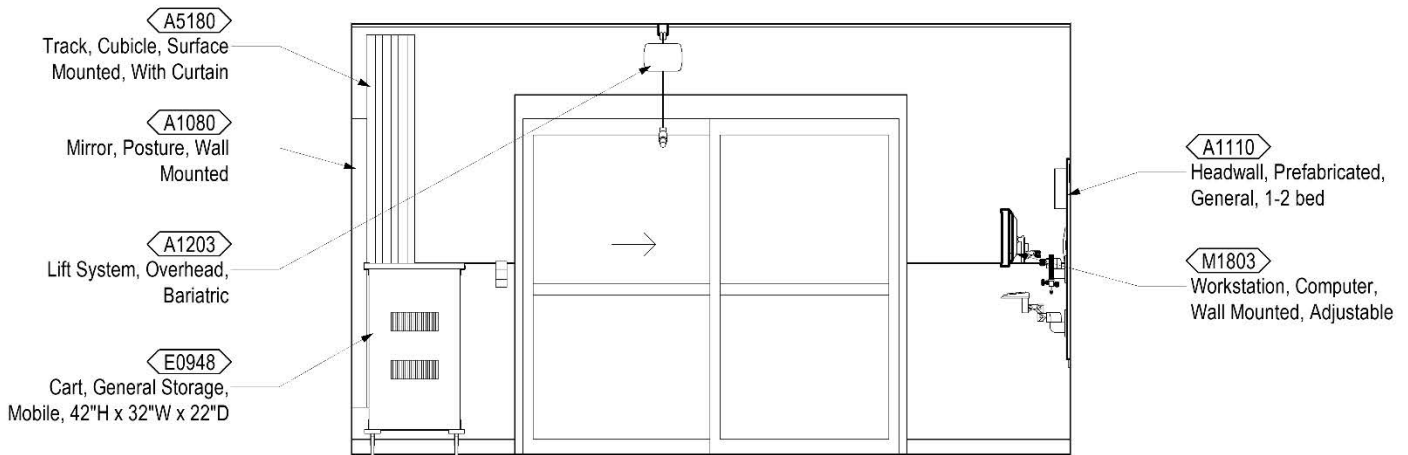


ELEVATION 2

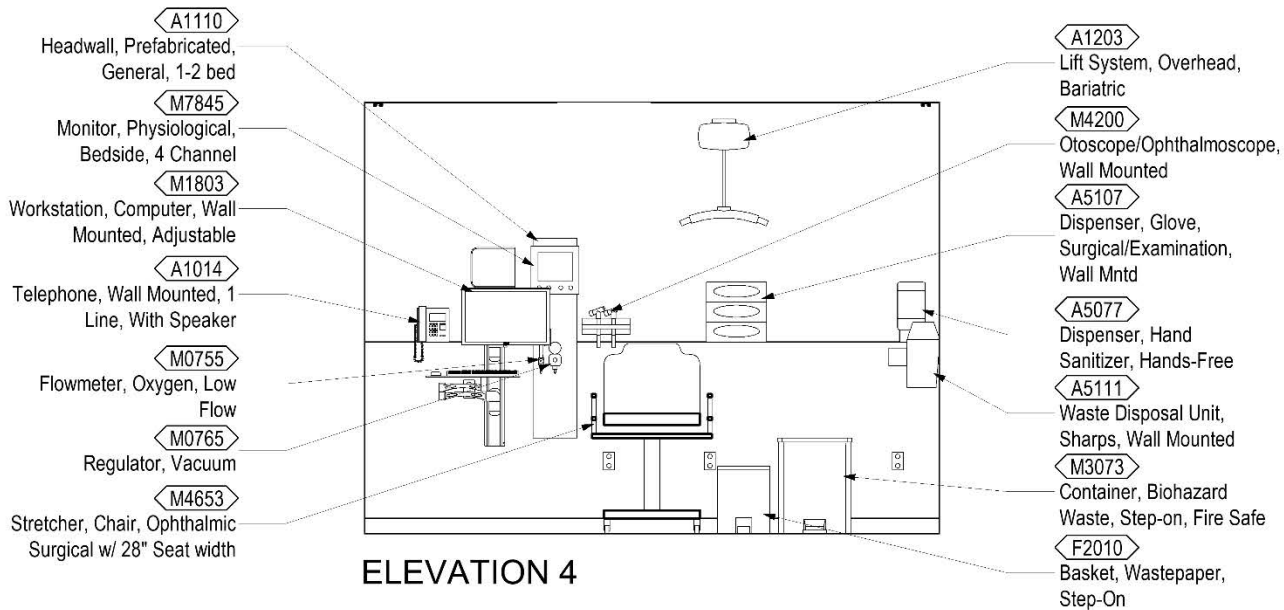
- A1080 Mirror, Posture, Wall Mounted
- E0948 Cart, General Storage, Mobile, 42"H x 32"W x 22"D
- F0206 Chair, Side, Bariatric, With Arms

Plot Date: 8/11/2023 3:13:53 PM

SCALE: 1/4" = 1'-0"



ELEVATION 3



ELEVATION 4

Room Data: Bariatric Triage Room, UC (CUC13)

ARCHITECTURAL & INTERIOR DESIGN

Ceiling Finish:	m: AT
Ceiling Height:	9'-0" (2700mm)
Wall Finish:	m: GWB f: P
Wainscot:	m: RWC h: 4'-0"
Base:	m: RB h: 4" (100mm)
Floor Finish:	m: LVT
Slab Depression:	No
Sound Protection:	STC 40
Doors:	m: Alum t: dg: T s: V
Hardware Nr:	N/A

Notes:

1. Sliding glass doors must be able to break out of the room for exiting and be provided with positive latch single/multi-point locking. See Specification Section 08 32 13.

HVAC

Refer to HVAC Design Manual Design in accordance with project requirements. Refer to the current version of Chapter 6, "Mechanical Room Data Sheets" for room temperatures, humidity range, room air change requirements, noise level, pressurization and other information.

PLUMBING AND MEDICAL GASES

Cold Water:	Yes
Hot Water:	Yes
Sanitary Drain:	Yes
Medical Air:	No
Medical Vacuum:	Minimum 1 outlet/station
Oxygen:	Minimum 1 outlet/station

FIRE PROTECTION

Refer to Fire Protection Design Manual for guidance on fire suppression and fire alarm device type and placement in accordance with project requirements.

POWER

Refer to the latest VA Electrical Design Manual for general electrical requirements.

Normal Power: To be connected to selected receptacles and equipment.

Emergency Power: Critical branch of the EES (Essential Electrical System), if provided, to be connected to selected receptacles and equipment.

Notes:

1. Coordinate electrical power requirements with specific vendor equipment.

LIGHTING

Refer to the latest VA Lighting Design Manual section 4.2.1 – Examination and Treatment Room for lighting design consideration.

Notes:

1. Coordinate lighting placement with ceiling track and ceiling track supports.

**TELECOMMUNICATION/
SPECIAL TELECOMMUNICATION SYSTEMS**

Data:	Yes
Telephone:	Yes
Cable Television	No
Duress Alarm	Yes
Electronic Access and Door Control	No
Intercom:	No
Motion Intrusion Detection (MID)	No
Nurse Call:	Yes
Code Blue	Yes
Public Address:	No
Security Surveillance Television (SSTV)	No
VA Satellite TV:	No
Video Teleconferencing (VTEL):	No
Count Down Clock:	Yes



Room Contents: Bariatric Triage Room, UC (CUC13)

JSN	Content Name	Acq Code	Qty	Description
A1010	Telecommunication Outlet	CC	3	Telecommunication outlet location.
A1014	Telephone, Wall Mounted, 1 Line, With Speaker	VV	1	Telephone, wall mounted, 1 line, with speaker.
A1080	Mirror, Posture, Wall Mounted	CC	1	Wall mounted posture mirror. Consists of a 1/4" plate glass in a sturdy corrosion resistant frame with water proof back. For educational and therapy programs.
A1110	Headwall, Prefabricated, General, 1-2 bed	CC	1	1-2 bed, general, prefabricated headwall. Unit consists of a patient service module for general care, single or double bed type. It contains lighting, medical gases, electrical outlets, nurse call and bed bumper. Specify number and type of medical gas and electrical outlets. Size of module will vary by type and configuration of outlets.
A1203	Lift System, Overhead, Bariatric	CC	1	An overhead ceiling mounted rail system specifically designed for bariatric patient lifting and movement within a patient room. The system will consist of recessed or ceiling mounted primary and secondary rails, lift motor with carriage, patient harness or seat, and a hand controller or control box with charger (other charging options may be available). System will facilitate lifting and movement of patient to and from bed, to stretcher, chair, bathroom or other requirements. Lifting capacity is 1000 pounds. Custom design of track layout by manufacturer is essential to meet individual facility requirements.
A5075	Dispenser, Soap, Disposable	VV	1	Disposable soap dispenser. One-handed dispensing operation. Designed to accommodate disposable soap cartridge and valve.
A5077	Dispenser, Hand Sanitizer, Hands-Free	VV	1	A touch free wall-mounted hand sanitizer dispenser. For use throughout a healthcare facility. Unit does not include the sanitizing liquid. Units are battery operated.
A5080	Dispenser, Paper Towel, SS, Surface Mounted	CC	1	A surface mounted, satin finish stainless steel, single-fold, paper towel dispenser. Dispenser features: tumbler lock; front hinged at bottom; and refill indicator slot. Minimum capacity 400 single-fold paper towels. For general purpose use throughout the facility.
A5107	Dispenser, Glove, Surgical/Examination, Wall Mntd	VV	1	Examination three (Small Medium, Large) glove dispenser box for wall mounting. Fabricated of either cold rolled steel with a white baked enamel finish, plastic or acrylic. Hardware not included, Option 3 powder coated steel.
A5111	Waste Disposal Unit, Sharps Wall Mount	VC	1	The unit is designed for the disposal of sharps and complies with OSHA guidelines for the handling of sharps. It shall house a 5 quart container and be capable of being mounted on a wall. The unit shall be secured by a locked enclosure.



Room Contents: Bariatric Triage Room, UC (CUC13) – Cont'd.

JSN	Content Name	Acq Code	Qty	Description
A5145	Hook, Garment, Double, SS, Surface Mounted	CC	2	A surface mounted, satin finish stainless steel, double garment hook. Equipped with a concealed mounting bracket that is secured to a concealed wall plate. For general purpose use throughout the facility to hang various items of apparel.
A5180	Track, Cubicle, Surface Mounted, With Curtain	VV	2	Surface mounted cubicle track, with curtain. Track constructed of thick extruded aluminum. Equipped with self lubricating carriers, beaded drop chain hooks, and flame resistant curtain. To include removable end caps. Designed to be suspended around patient areas where privacy is needed. Price listed is per foot of the track, curtains to be priced per quote.
E0948	Cart, General Storage, Mobile, 42"H x 32"W x 22"D	VV	1	THIS TYPICAL INCLUDES: 1 Cart Body, Style-A Narrow, w/Raised Edge Top 2 Drawers, 3" H 4 Drawers, 6" H 1 Accessory Rail, Side Drawer Organizer Bins
F0206	Chair, Side, Bariatric, With Arms	VV	1	A bariatric side chair with arms for use in a waiting room, lobby or other patient area. Chair will have a padded seat and back and have a capacity of 800 pounds.
F0340	Stool, Self Adjusting	VV	1	Self adjusting stool. Consists of a foam padded upholstered seat with attached foot rest for added comfort. Mounted on swivel casters. Designed for doctor's use during examinations.
F2000	Basket, Wastepaper, Fire Resistant	VV	1	Wastepaper basket, fire resistant, approximately 40 quart capacity. This unit is used to collect and temporarily store small quantities of paper refuse in patient rooms, administrative areas and nursing stations. Size and shape varies depending on the application and manufacturer selected.
F2010	Basket, Wastepaper, Step-On	VV	1	"Step-on" wastepaper basket with inner liner and foot pedal activated flip top.
F3200	Clock, Battery, 12" Diameter	VV	1	Clock, 12" diameter. Round surface, easy to read numbers with sweep second hand. Wall mounted unit for use when impractical to install a fully synchronized clock system. Battery operated, (batteries not included).
M0755	Flowmeter, Oxygen, Low Flow	VV	1	Oxygen flowmeter. Consists of a clear crystal flowtube calibrated to 3.5 or 8 LPM depending on manufacturer. For oxygen regulation in hospital settings. Database pricing includes DISS fitting and DISS power outlet and wall adapter. Other fitting and adapter configurations are available.



Room Contents: Bariatric Triage Room, UC (CUC13) – Cont'd.

JSN	Content Name	Acq Code	Qty	Description
M0765	Regulator, Vacuum	VV	1	Vacuum pressure regulator for connection to central piped vacuum system. Standard display scale is graduated at least from 0 to 200 mm Hg of vacuum. Displays on specialized regulators may cover other vacuum ranges. Regulator type (continuous, intermittent, continuous/intermittent, surgical, pediatric, thoracic, etc.) as required. To be used in delivery, neonatal, pediatrics or any area where suction is required. Database pricing reflects continuous regulators graduated to 200 mm Hg with a full line vacuum selection switch and DISS configured inlets and outlets.
M1803	Workstation, Computer, Wall Mounted, Adjustable	VV	1	A wall mounted computer workstation with height adjustable monitor and keyboard arms. Keyboard and monitor can be stored within 8" to 10" of wall. Fingertip adjustability for keyboard and monitor enable frequent position changes. Unit contains an integrated cable management system to hide wires. A separate wall-mounted CPU holder is included.
M3073	Container, Biohazard Waste, Step-on, Fire Safe	VV	1	A biohazard waste container with a step-on lid. The container will have a capacity of approximately 12 gallons and be made of a fire safe material.
M4200	Otoscope/Ophthalmoscope, Wall Mounted	VV	1	Wall mounted otoscope and ophthalmoscope. Includes 6 foot line cord and plug and accepts and includes two handles. Contains head turn-on/turn-off, built-in speculum tray and 8 foot coiled cords. Unit is designed for use in patient exam rooms.
M4653	Stretcher, Chair, Ophthalmic Surgical	VV	1	An eye surgery stretcher which adjusts from horizontal to a chair position. Stretcher has dual articulating headpiece for multiple ophthalmic surgical positioning; features dual hydraulic jacks, swing down side rails, oxygen holder, independently movable foot section, and IV receptacles. Minimum 400 pound weight capacity.
M7710	Electrocardiograph, 12 Lead, Portable	VV	1	Used to detect the electrical signals associated with cardiac activity, diagnose cardiac abnormalities, determine a patients response to drug therapy and reveal trends or changes in heart function. Capable of recording two or more leads simultaneously, recording an entire 12 lead ECG in about 10 seconds. Includes of a 3.5 inch, high density, floppy disk drive for test storage. Portable.



Room Contents: Bariatric Triage Room, UC (CUC13) – Cont'd.

JSN	Content Name	Acq Code	Qty	Description
M7845	Monitor, Physiological, Bedside, 4 Channel	VV	1	4 channel bedside physiological monitor. The unit consist of a four-channel non-fade monochrome display monitor, an alarm system and printer-recording capabilities. The monitor has color coded controls and automatic calibration. The unit displays up to four waveforms simultaneously. The parameters to be monitored are user selectable. The monitor may be connected to a central monitoring station. The unit monitors patients in most acute care areas, step-down units, procedure rooms and emergency rooms.
P3100	Lavatory, Vitreous China, Slab Type	CC	1	Wall mounted, slab type, vitreous china, lavatory (approximate bowl size 7"x15"x10") with: faucet holes on 4" centers; gooseneck spout; wrist blade handles; and grid strainer. It shall be suitable for use in clinics, offices, washrooms or patient care area.



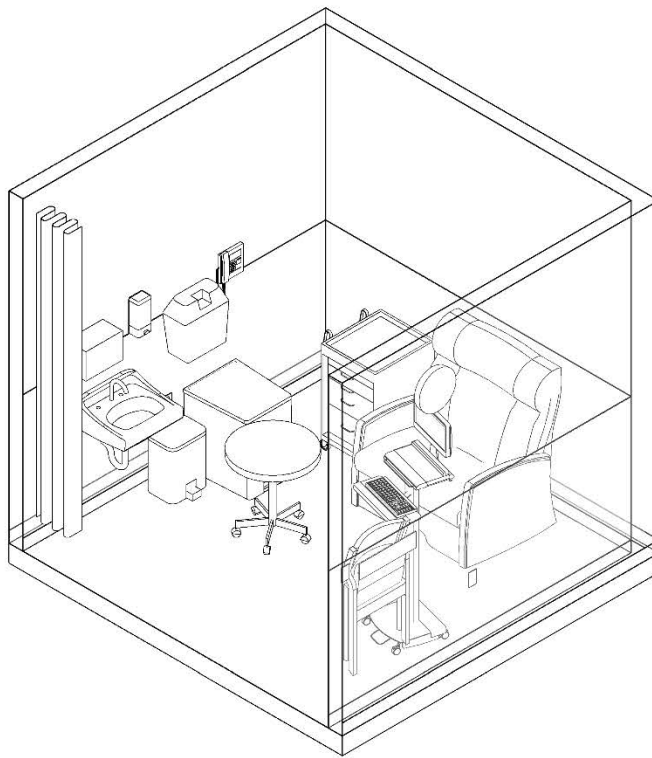


URGENT CARE
RAPID TESTING ROOM, UC (CUC15)
AXONOMETRIC

October 1, 2023

Plot Date: 8/11/2023 3:14:34 PM

SCALE:




DISCLAIMER: ROOM TEMPLATES ARE GRAPHICAL REPRESENTATIONS OF SELECTED ROOM TYPES THAT ILLUSTRATE VA PLANNING REQUIREMENTS FOR SPACE, ROOM CONTENTS, AND ROOM SPECIFIC ENGINEERING SYSTEMS. THEY PROVIDE TYPICAL CONFIGURATIONS, PLANNING CRITERIA, AND GENERAL TECHNICAL GUIDANCE, AND ARE NOT INTENDED TO BE PROJECT SPECIFIC REQUIREMENTS.



Plot Date: 8/11/2023 3:14:36 PM

SCALE:



DISCLAIMER: ROOM TEMPLATES ARE GRAPHICAL REPRESENTATIONS OF SELECTED ROOM TYPES THAT ILLUSTRATE VA PLANNING REQUIREMENTS FOR SPACE, ROOM CONTENTS, AND ROOM SPECIFIC ENGINEERING SYSTEMS. THEY PROVIDE TYPICAL CONFIGURATIONS, PLANNING CRITERIA, AND GENERAL TECHNICAL GUIDANCE, AND ARE NOT INTENDED TO BE PROJECT SPECIFIC REQUIREMENTS.

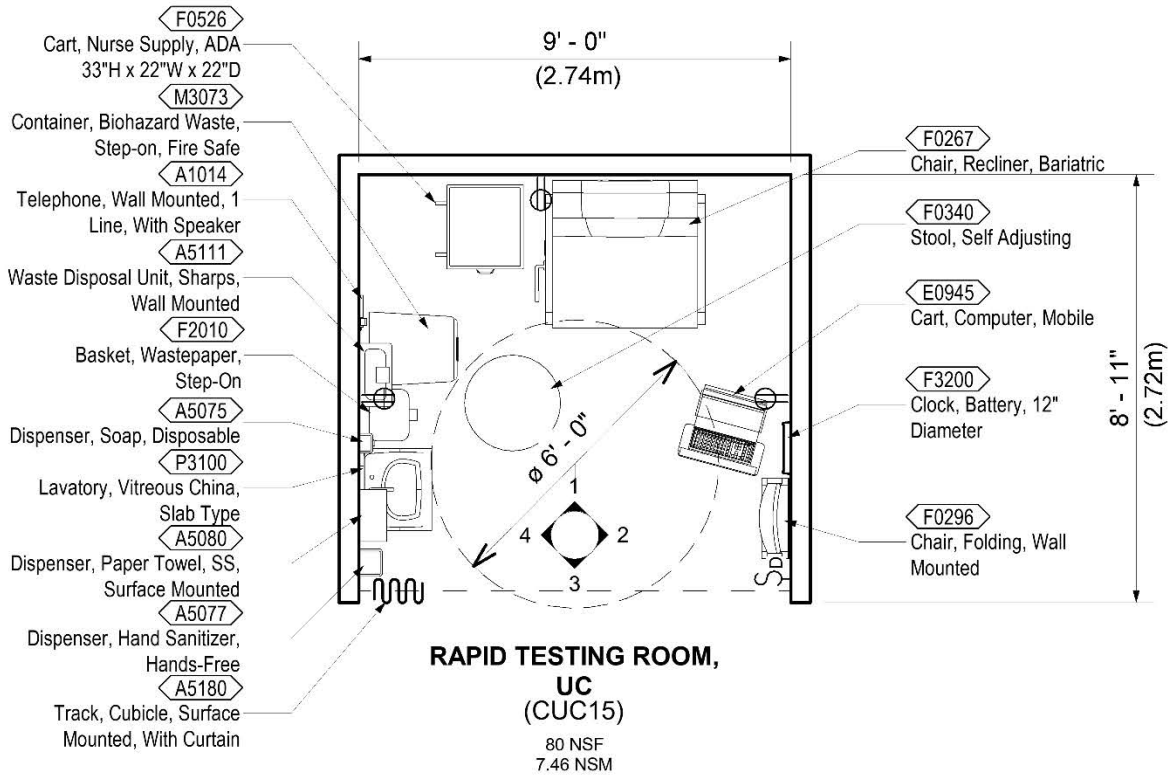


URGENT CARE
 RAPID TESTING ROOM, UC (CUC15)
 FLOOR PLAN (80 NSF / 7.46 NSM)

October 1, 2023

Plot Date: 8/11/2023 3:14:38 PM

SCALE: 1/4" = 1'-0"



DISCLAIMER: ROOM TEMPLATES ARE GRAPHICAL REPRESENTATIONS OF SELECTED ROOM TYPES THAT ILLUSTRATE VA PLANNING REQUIREMENTS FOR SPACE, ROOM CONTENTS, AND ROOM SPECIFIC ENGINEERING SYSTEMS. THEY PROVIDE TYPICAL CONFIGURATIONS, PLANNING CRITERIA, AND GENERAL TECHNICAL GUIDANCE, AND ARE NOT INTENDED TO BE PROJECT SPECIFIC REQUIREMENTS.

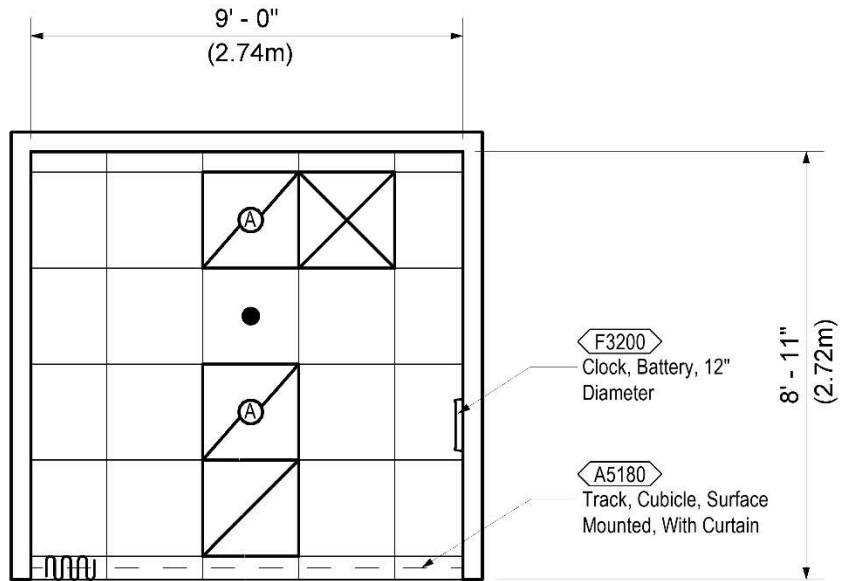


URGENT CARE
RAPID TESTING ROOM, UC (CUC15)
REFLECTED CEILING PLAN

October 1, 2023

Plot Date: 8/11/2023 3:14:40 PM

SCALE: 1/4" = 1'-0"



**RAPID TESTING ROOM,
UC
(CUC15)**
80 NSF
7.46 NSM

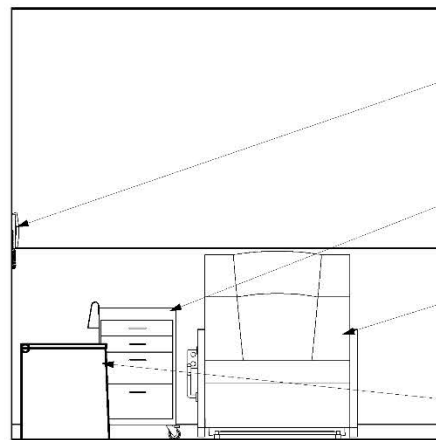


URGENT CARE
RAPID TESTING ROOM, UC (CUC15)
ELEVATIONS

October 1, 2023

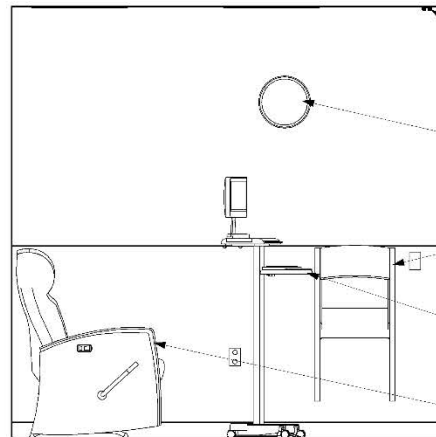
Plot Date: 8/11/2023 3:14:42 PM

SCALE: 1/4" = 1'-0"



- A1014**
Telephone, Wall Mounted, 1 Line, With Speaker
- F0526**
Cart, Nurse Supply, ADA 33"H x 22"W x 22"D
- F0267**
Chair, Recliner, Bariatric
- M3073**
Container, Biohazard Waste, Step-on, Fire Safe

ELEVATION 1

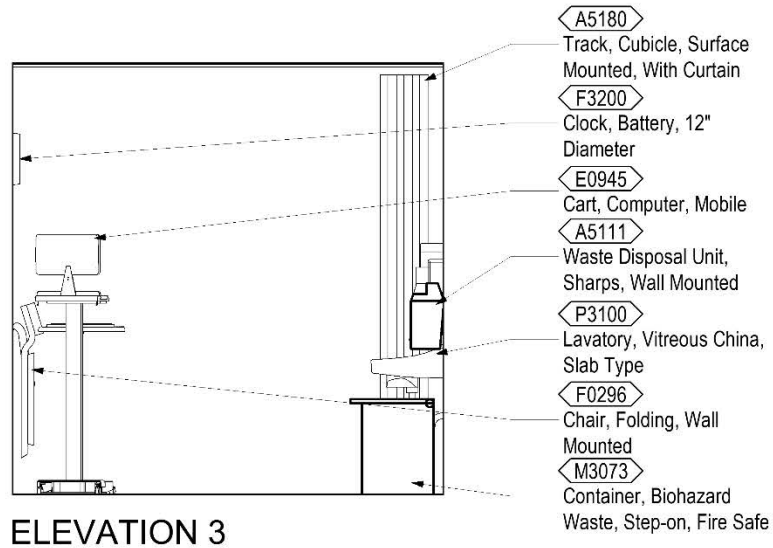


- A5180**
Track, Cubicle, Surface Mounted, With Curtain
- F3200**
Clock, Battery, 12" Diameter
- F0296**
Chair, Folding, Wall Mounted
- E0945**
Cart, Computer, Mobile
- F0267**
Chair, Recliner, Bariatric

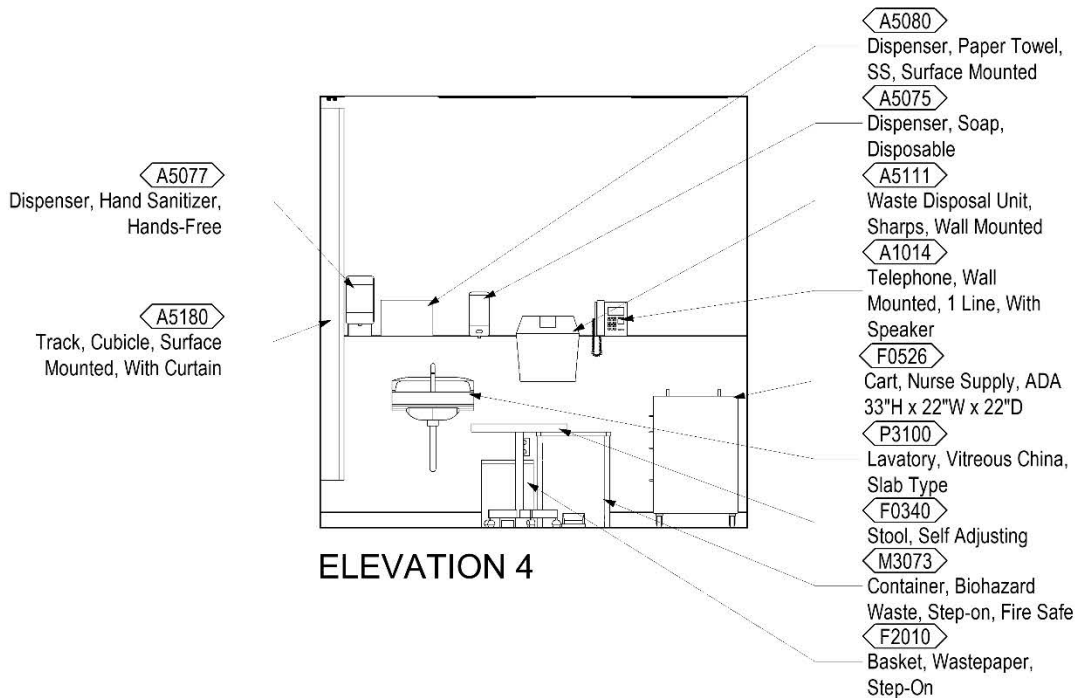
ELEVATION 2

Plot Date: 8/11/2023 3:14:44 PM

SCALE: 1/4" = 1'-0"



ELEVATION 3



ELEVATION 4

Room Data: Rapid Testing Room, UC (CUC15)

ARCHITECTURAL & INTERIOR DESIGN

Ceiling Finish:	m: AT
Ceiling Height:	9'-0" (2700mm)
Wall Finish:	m: GWB f: P
Wainscot:	m: RWC h: 4'-0"
Base:	m: RB h: 4" (100mm)
Floor Finish:	m: LVT
Slab Depression:	No
Sound Protection:	No
Doors:	None
Hardware Nr:	N/A
Notes:	

HVAC

Refer to HVAC Design Manual Design in accordance with project requirements. Refer to the current version of Chapter 6, "Mechanical Room Data Sheets" for room temperatures, humidity range, room air change requirements, noise level, pressurization and other information.

PLUMBING AND MEDICAL GASES

Cold Water:	Yes
Hot Water:	Yes
Sanitary Drain:	Yes
Medical Air:	No
Medical Vacuum:	No
Oxygen:	No

FIRE PROTECTION

Refer to Fire Protection Design Manual for guidance on fire suppression and fire alarm device type and placement in accordance with project requirements.

POWER

Refer to the latest VA Electrical Design Manual for general electrical requirements.

Normal Power: To be connected to selected receptacles and equipment.

Emergency Power: Critical branch of the EES (Essential Electrical System), if provided, to be connected to selected receptacles and equipment.

Notes:

1. Coordinate electrical power requirements with specific vendor equipment.

LIGHTING

Refer to the latest VA Lighting Design Manual section 4.2.1 – Examination and Treatment Room for lighting design consideration.

TELECOMMUNICATION/ SPECIAL TELECOMMUNICATION SYSTEMS

Data:	Yes
Telephone:	Yes
Cable Television	No
Duress Alarm	No
Electronic Access and Door Control	No
Intercom:	No
Motion Intrusion Detection (MID)	No
Nurse Call:	Yes
Code Blue	No
Public Address:	No
Security Surveillance Television (SSTV)	No
VA Satellite TV:	No
Video Conferencing (VTEL):	No
Count Down Clock:	No



Room Contents: Rapid Testing Room, UC (CUC15)

JSN	Content Name	Acq Code	Qty	Description
A1010	Telecommunication Outlet	CC	3	Telecommunication outlet location.
A1014	Telephone, Wall Mounted, 1 Line, With Speaker	VV	1	Telephone, wall mounted, 1 line, with speaker.
A5075	Dispenser, Soap, Disposable	VV	1	Disposable soap dispenser. One-handed dispensing operation. Designed to accommodate disposable soap cartridge and valve.
A5077	Dispenser, Hand Sanitizer, Hands-Free	VV	1	A touch free wall-mounted hand sanitizer dispenser. For use throughout a healthcare facility. Unit does not include the sanitizing liquid. Units are battery operated.
A5080	Dispenser, Paper Towel, SS, Surface Mounted	CC	1	A surface mounted, satin finish stainless steel, single-fold, paper towel dispenser. Dispenser features: tumbler lock; front hinged at bottom; and refill indicator slot. Minimum capacity 400 single-fold paper towels. For general purpose use throughout the facility.
A5111	Waste Disposal Unit, Sharps Wall Mount	VC	1	The unit is designed for the disposal of sharps and complies with OSHA guidelines for the handling of sharps. It shall house a 5 quart container and be capable of being mounted on a wall. The unit shall be secured by a locked enclosure.
A5180	Track, Cubicle, Surface Mounted, With Curtain	VV	1	Surface mounted cubicle track, with curtain. Track constructed of thick extruded aluminum. Equipped with self lubricating carriers, beaded drop chain hooks, and flame resistant curtain. To include removable end caps. Designed to be suspended around patient areas where privacy is needed. Price listed is per foot of the track, curtains to be priced per quote.
E0945	Cart, Computer, Mobile	VV	1	A mobile computer cart for use throughout the facility. The cart dimensions will be approximately 45" H x 30" W x 22" D with casters. May include drawers and miscellaneous other accessories that will be determined at time of purchase. This Typical may include: 1 Cart Body, w/Computer Support, Style-A Narrow, w/Raised Edge Top 1 Flip-Up Shelf 1 Sharps Container Holder 1 Wastebasket 1 Chart Holder 2 Drawers, 3"H 2 Drawers, 6"H 3 Accessory Rail, Side Drawer Organizer Bins



Room Contents: Rapid Testing Room, UC (CUC15) – Cont'd.

JSN	Content Name	Acq Code	Qty	Description
F0267	Chair Recliner, Bariatric	VV	1	A generously sized, manual, reclining chair for bariatric persons. The chair will have swing-away arms, a fold-away side table and a push handle. Will also include lockable casters. Chair weight capacity will be a minimum of 500 pounds.
F0296	Chair, Folding, Wall Mounted	VC	1	Chair, foldable, without arms, has wall storage bracket, for use by family in patient exam rooms. Minimum weight support is 300lbs, higher recommended.
F0340	Stool, Self Adjusting	VV	1	Self adjusting stool. Consists of a foam padded upholstered seat with attached foot rest for added comfort. Mounted on swivel casters. Designed for doctor's use during examinations.
F0526	Cart, Nurse Supply, ADA	VV	1	Cart, Nurse, Supply, small profile, undercounter capable, no wider than 24", no deeper than 24"; lock system, worksurface, selectable drawer and divider configuration
F2010	Basket, Wastepaper, Step-On	VV	1	"Step-on" wastepaper basket with inner liner and foot pedal activated flip top.
F3200	Clock, Battery, 12" Diameter	VV	1	Clock, 12" diameter. Round surface, easy to read numbers with sweep second hand. Wall mounted unit for use when impractical to install a fully synchronized clock system. Battery operated, (batteries not included).
M3073	Container, Biohazard Waste, Step-on, Fire Safe	VV	2	A biohazard waste container with a step-on lid. The container will have a capacity of approximately 12 gallons and be made of a fire safe material.
P3100	Lavatory, Vitreous China, Slab Type	CC	1	Wall mounted, slab type, vitreous china, lavatory (approximate bowl size 7"x15"x10") with: faucet holes on 4" centers; gooseneck spout; wrist blade handles; and grid strainer. It shall be suitable for use in clinics, offices, washrooms or patient care area.



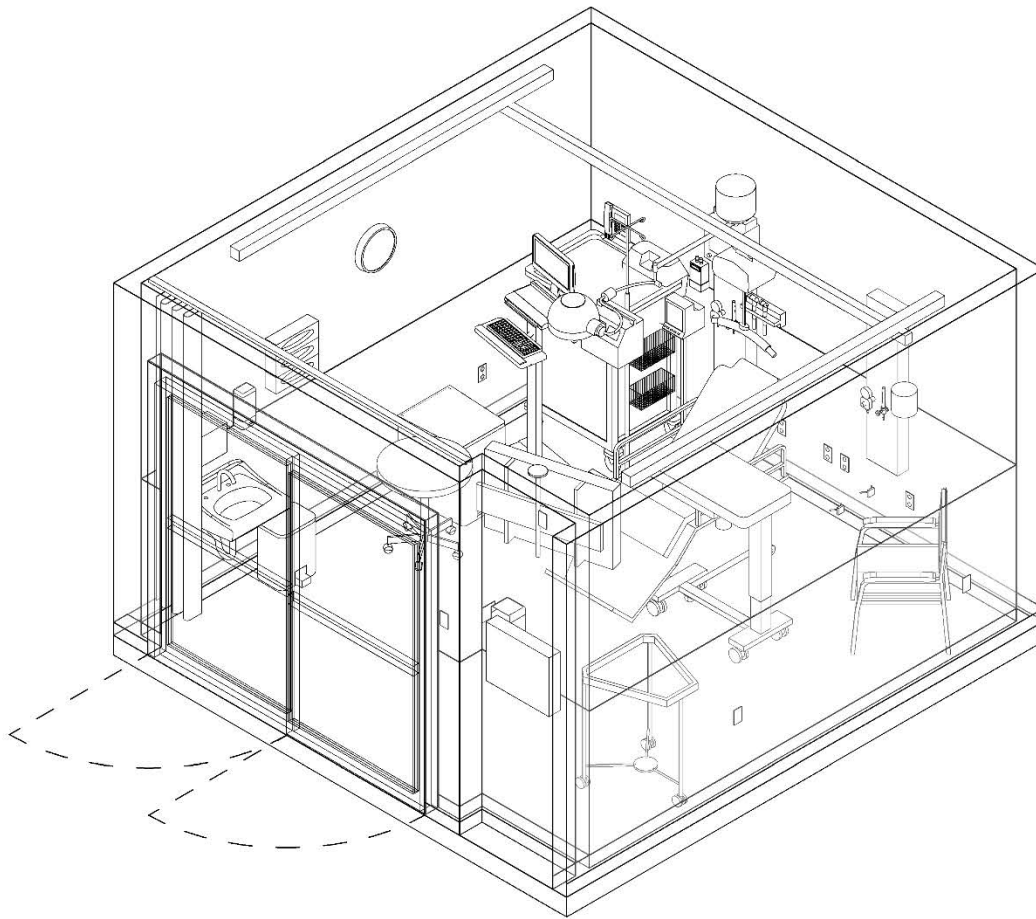


URGENT CARE
GENERAL EXAM / TREATMENT ROOM, UC (CUC21)
AXONOMETRIC

October 1, 2023

Plot Date: 8/11/2023 3:15:51 PM

SCALE:




DISCLAIMER: ROOM TEMPLATES ARE GRAPHICAL REPRESENTATIONS OF SELECTED ROOM TYPES THAT ILLUSTRATE VA PLANNING REQUIREMENTS FOR SPACE, ROOM CONTENTS, AND ROOM SPECIFIC ENGINEERING SYSTEMS. THEY PROVIDE TYPICAL CONFIGURATIONS, PLANNING CRITERIA, AND GENERAL TECHNICAL GUIDANCE, AND ARE NOT INTENDED TO BE PROJECT SPECIFIC REQUIREMENTS.



Plot Date: 8/11/2023 3:15:53 PM

SCALE:



DISCLAIMER: ROOM TEMPLATES ARE GRAPHICAL REPRESENTATIONS OF SELECTED ROOM TYPES THAT ILLUSTRATE VA PLANNING REQUIREMENTS FOR SPACE, ROOM CONTENTS, AND ROOM SPECIFIC ENGINEERING SYSTEMS. THEY PROVIDE TYPICAL CONFIGURATIONS, PLANNING CRITERIA, AND GENERAL TECHNICAL GUIDANCE, AND ARE NOT INTENDED TO BE PROJECT SPECIFIC REQUIREMENTS.




URGENT CARE
GENERAL EXAM / TREATMENT ROOM, UC (CUC21)
FLOOR PLAN (160 NSF / 15.23 NSM)

October 1, 2023

Plot Date: 8/11/2023 3:15:55 PM

SCALE: 1/4" = 1'-0"



**GENERAL EXAM /
TREATMENT ROOM, UC
(CUC21)**

160 NSF
15.23 NSM

DISCLAIMER: ROOM TEMPLATES ARE GRAPHICAL REPRESENTATIONS OF SELECTED ROOM TYPES THAT ILLUSTRATE VA PLANNING REQUIREMENTS FOR SPACE, ROOM CONTENTS, AND ROOM SPECIFIC ENGINEERING SYSTEMS. THEY PROVIDE TYPICAL CONFIGURATIONS, PLANNING CRITERIA, AND GENERAL TECHNICAL GUIDANCE, AND ARE NOT INTENDED TO BE PROJECT SPECIFIC REQUIREMENTS.

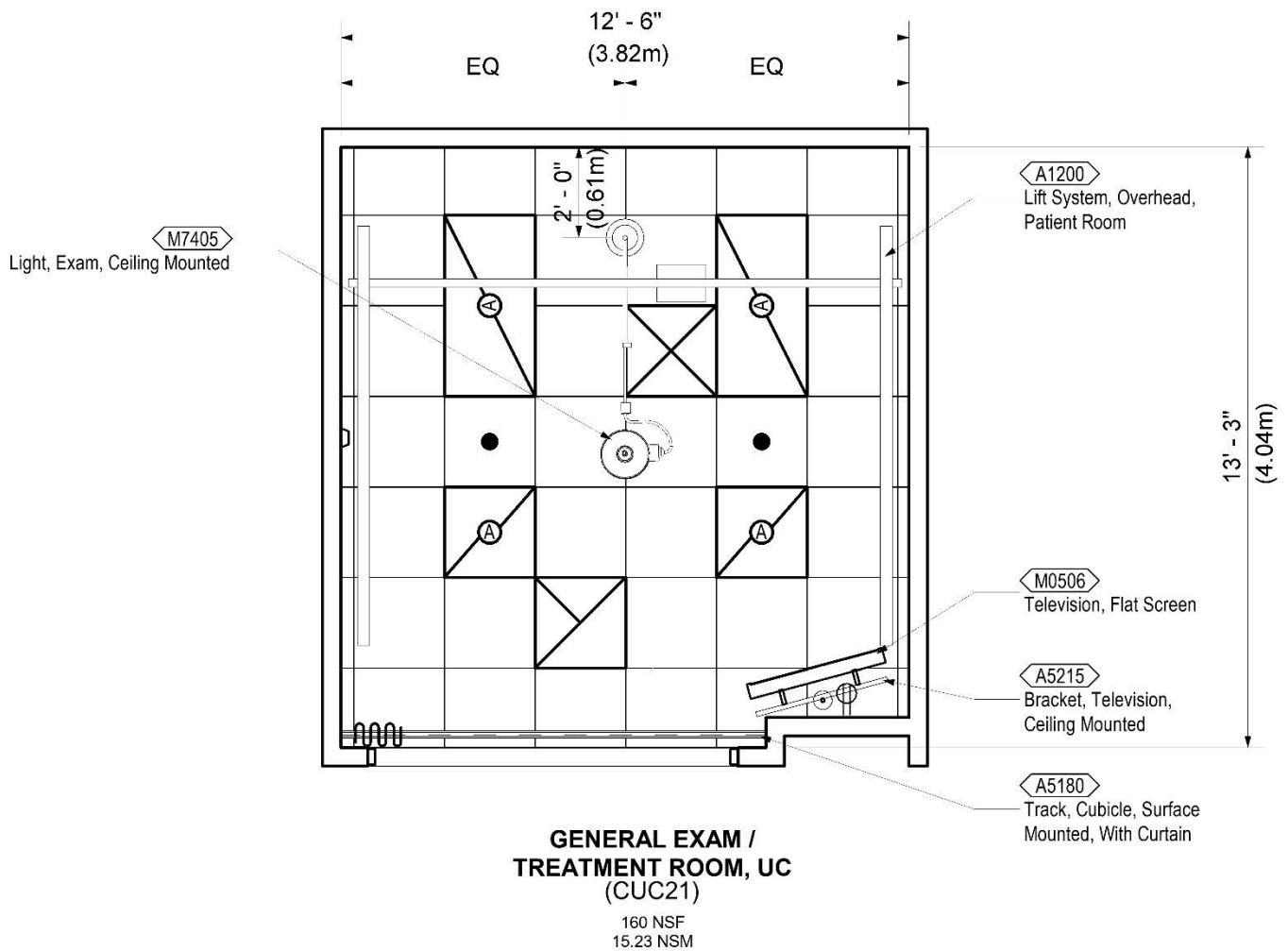


URGENT CARE
GENERAL EXAM / TREATMENT ROOM, UC (CUC21)
REFLECTED CEILING PLAN

October 1, 2023

Plot Date: 8/11/2023 3:15:57 PM

SCALE: 1/4" = 1'-0"



DISCLAIMER: ROOM TEMPLATES ARE GRAPHICAL REPRESENTATIONS OF SELECTED ROOM TYPES THAT ILLUSTRATE VA PLANNING REQUIREMENTS FOR SPACE, ROOM CONTENTS, AND ROOM SPECIFIC ENGINEERING SYSTEMS. THEY PROVIDE TYPICAL CONFIGURATIONS, PLANNING CRITERIA, AND GENERAL TECHNICAL GUIDANCE, AND ARE NOT INTENDED TO BE PROJECT SPECIFIC REQUIREMENTS.

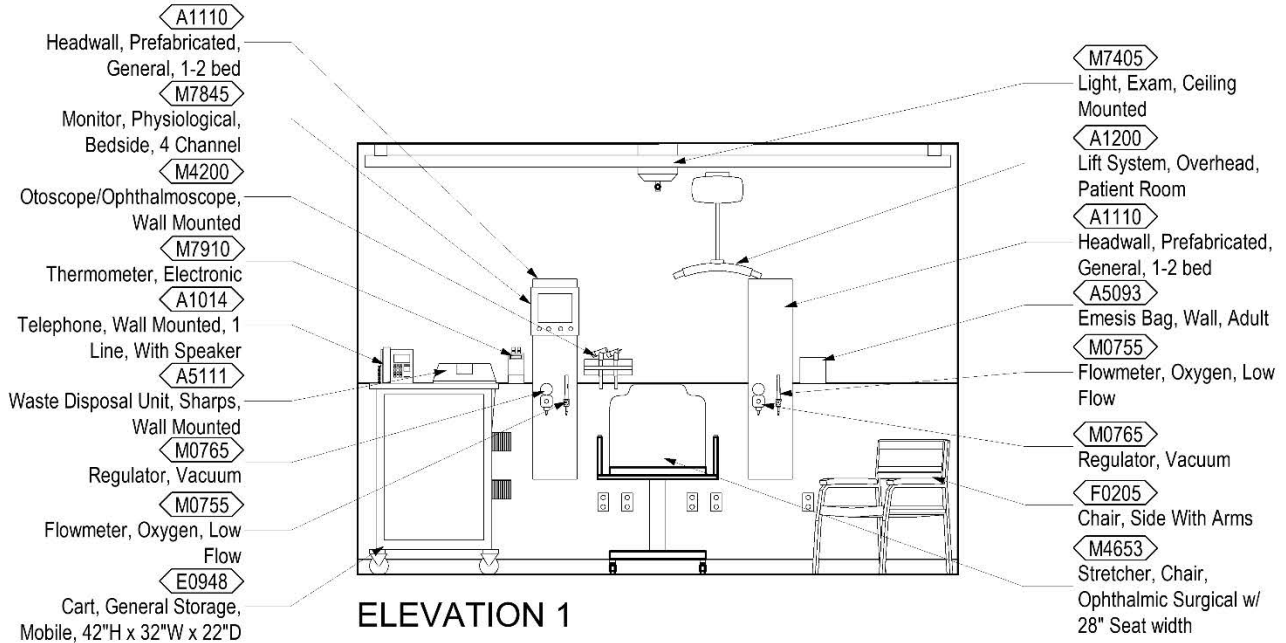


URGENT CARE
GENERAL EXAM / TREATMENT ROOM, UC (CUC21)
ELEVATIONS

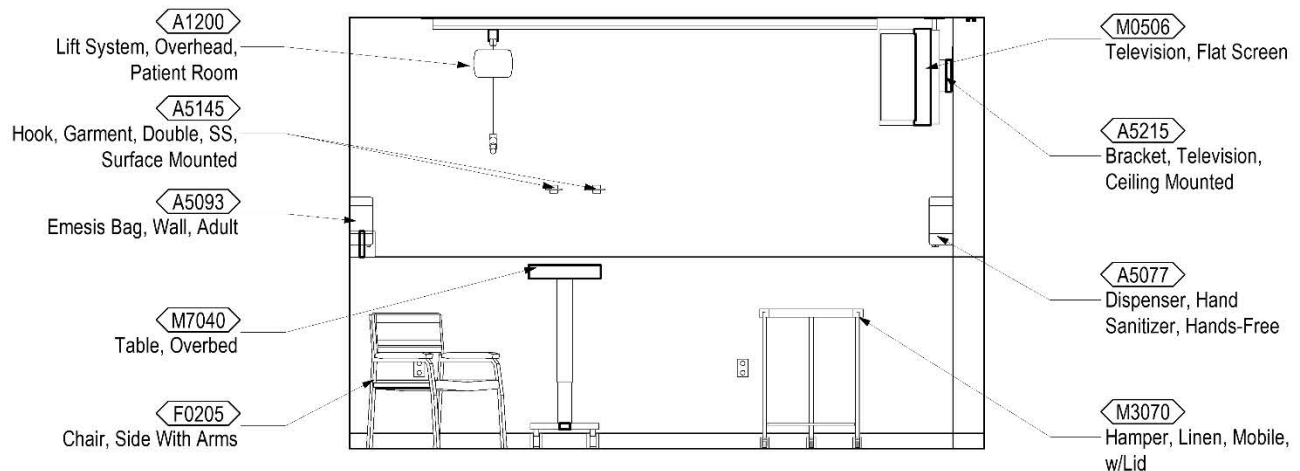
October 1, 2023

Plot Date: 8/11/2023 3:16:00 PM

SCALE: 1/4" = 1'-0"



ELEVATION 1

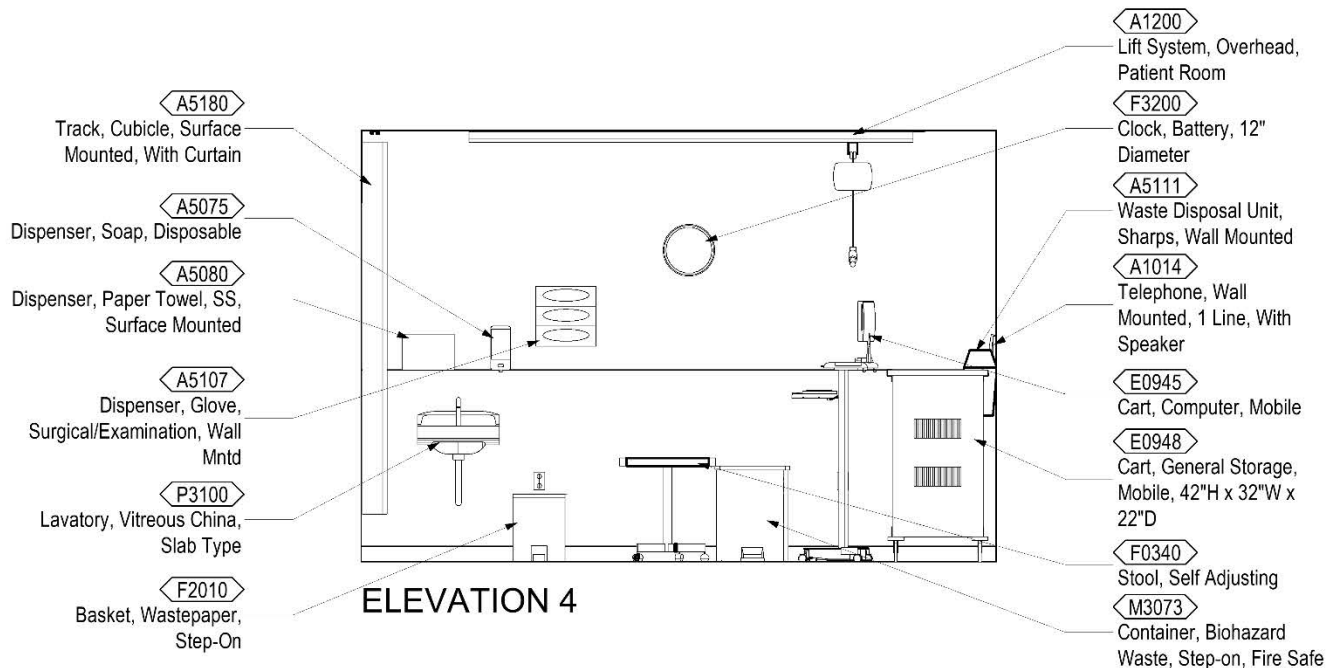
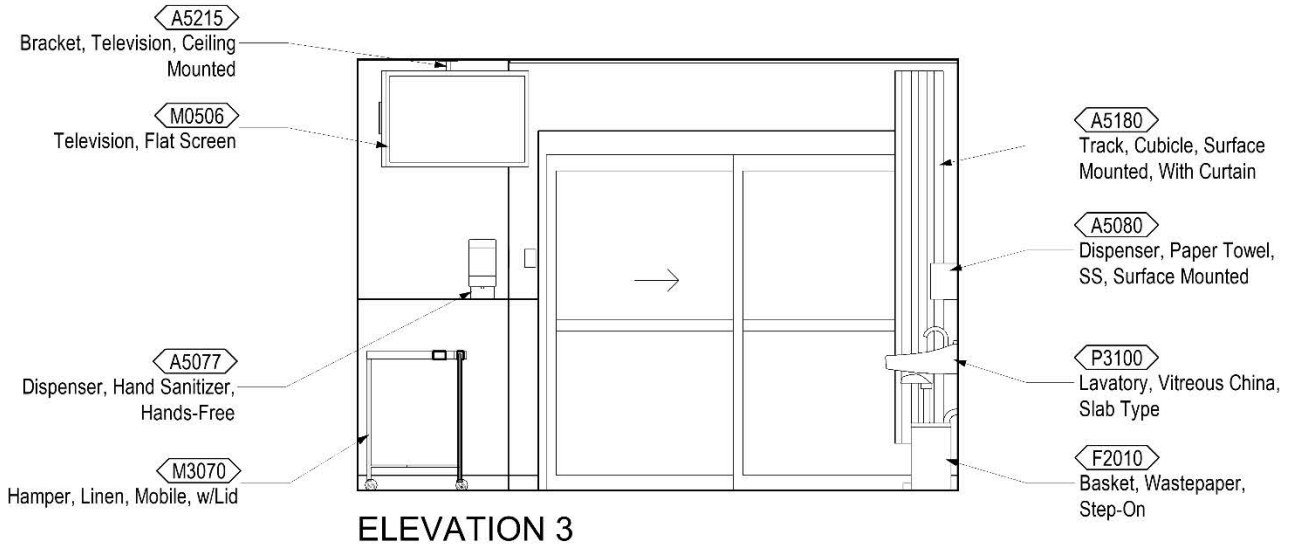


ELEVATION 2

DISCLAIMER: ROOM TEMPLATES ARE GRAPHICAL REPRESENTATIONS OF SELECTED ROOM TYPES THAT ILLUSTRATE VA PLANNING REQUIREMENTS FOR SPACE, ROOM CONTENTS, AND ROOM SPECIFIC ENGINEERING SYSTEMS. THEY PROVIDE TYPICAL CONFIGURATIONS, PLANNING CRITERIA, AND GENERAL TECHNICAL GUIDANCE, AND ARE NOT INTENDED TO BE PROJECT SPECIFIC REQUIREMENTS.

Plot Date: 8/11/2023 3:16:02 PM

SCALE: 1/4" = 1'-0"



Room Data: General Exam/Treatment Room, UC (CUC21)

ARCHITECTURAL & INTERIOR DESIGN

Ceiling Finish:	m: AT
Ceiling Height:	9'-0" (2700mm)
Wall Finish:	m: GWB f: P
Wainscot:	m: RWC h: 4'-0"
Base:	m: RB h: 4" (100mm)
Floor Finish:	m LVT
Slab Depression:	No
Sound Protection:	STC 40
Doors:	m: Alum t: dg: T s: V
Hardware Nr:	N/A

Notes:

1. Manual glass sliding doors must be able to break out of the room for exiting and be provided with positive latch single/multi-point locking. See Specification Section 08 32 13.

HVAC

Refer to HVAC Design Manual Design in accordance with project requirements. Refer to the current version of Chapter 6, "Mechanical Room Data Sheets" for room temperatures, humidity range, room air change requirements, noise level, pressurization and other information.

PLUMBING AND MEDICAL GASES

Cold Water:	Yes
Hot Water:	Yes
Sanitary Drain:	Yes
Medical Air:	No
Medical Vacuum:	Minimum 2 outlet/station
Oxygen:	Minimum 2 outlet/station

FIRE PROTECTION

Refer to Fire Protection Design Manual for guidance on fire suppression and fire alarm device type and placement in accordance with project requirements.

POWER

Refer to the latest VA Electrical Design Manual for general electrical requirements.

Normal Power: To be connected to selected receptacles and equipment.

Emergency Power: Critical branch of the EES (Essential Electrical System), if provided, to be connected to selected receptacles and equipment.

Notes:

1. Coordinate electrical power requirements with specific vendor equipment.

LIGHTING

Refer to the latest VA Lighting Design Manual section 4.2.1 – Examination and Treatment Room for lighting design consideration.

Notes:

1. Coordinate lighting placement with ceiling track and ceiling track supports.

**TELECOMMUNICATION/
SPECIAL TELECOMMUNICATION SYSTEMS**

Data:	Yes
Telephone:	Yes
Cable Television	Yes
Duress Alarm	No
Electronic Access and Door Control	No
Intercom:	No
Motion Intrusion Detection (MID)	No
Nurse Call:	Yes
Code Blue	Yes
Public Address:	No
Security Surveillance Television (SSTV)	No
VA Satellite TV:	No
Video Teleconferencing (VTEL):	No
Count Down Clock:	No



Room Contents: General Exam/Treatment Room, UC (CUC21)

JSN	Content Name	Acq Code	Qty	Description
A1010	Telecommunication Outlet	CC	4	Telecommunication outlet location.
A1014	Telephone, Wall Mounted, 1 Line, With Speaker	VV	1	Telephone, wall mounted, 1 line, with speaker.
A1110	Headwall, Prefabricated, General, 1-2 bed	CC	2	1-2 bed, general, prefabricated headwall. Unit consists of a patient service module for general care, single or double bed type. It contains lighting, medical gases, electrical outlets, nurse call and bed bumper. Specify number and type of medical gas and electrical outlets. Size of module will vary by type and configuration of outlets.
A1200	Lift System, Overhead, Patient Room	VC	1	An overhead rail system specifically designed for patient lifting and movement for a single bed patient room. The system will consist of recessed or ceiling mounted primary and secondary rails, lift motor with rolling carriage, patient harness or seat, and a hand controller or control box with charger. System will facilitate lifting and movement of patient to and from bed to gurney, chair or other requirement. Minimum lift capability is 550 pounds. Custom design of track layout by manufacturer is essential to meet individual facility requirements.
A5075	Dispenser, Soap, Disposable	VV	1	Disposable soap dispenser. One-handed dispensing operation. Designed to accommodate disposable soap cartridge and valve.
A5077	Dispenser, Hand Sanitizer, Hands-Free	VV	1	A touch free wall-mounted hand sanitizer dispenser. For use throughout a healthcare facility. Unit does not include the sanitizing liquid. Units are battery operated.
A5080	Dispenser, Paper Towel, SS, Surface Mounted	CC	1	A surface mounted, satin finish stainless steel, single-fold, paper towel dispenser. Dispenser features: tumbler lock; front hinged at bottom; and refill indicator slot. Minimum capacity 400 single-fold paper towels. For general purpose use throughout the facility.
A5096	Infection Control Center, Wall-Mounted	VV	1	Wall mounted infection control center designed for public waiting and reception areas. Provides spaces for dispensing sanitizer, masks and tissues. Available in a variety of finishes and wood framing material.
A5107	Dispenser, Glove, Surgical/Examination, Wall Mntd	VV	1	Examination three (Small Medium, Large) glove dispenser box for wall mounting. Fabricated of either cold rolled steel with a white baked enamel finish, plastic or acrylic. Hardware not included, Option 3 powder coated steel.
A5111	Waste Disposal Unit, Sharps Wall Mount	VC	1	The unit is designed for the disposal of sharps and complies with OSHA guidelines for the handling of sharps. It shall house a 5 quart container and be capable of being mounted on a wall. The unit shall be secured by a locked enclosure.



Room Contents: General Exam/Treatment Room, UC (CUC21) – Cont'd.

JSN	Content Name	Acq Code	Qty	Description
A5145	Hook, Garment, Double, SS, Surface Mounted	CC	2	A surface mounted, satin finish stainless steel, double garment hook. Equipped with a concealed mounting bracket that is secured to a concealed wall plate. For general purpose use throughout the facility to hang various items of apparel.
A5180	Track, Cubicle, Surface Mounted, With Curtain	VV	1	Surface mounted cubicle track, with curtain. Track constructed of thick extruded aluminum. Equipped with self lubricating carriers, beaded drop chain hooks, and flame resistant curtain. To include removable end caps. Designed to be suspended around patient areas where privacy is needed. Price listed is per foot of the track, curtains to be priced per quote.
A5215	Bracket, Television, Ceiling Mounted	CC	1	Ceiling mounted television bracket for flat panel LCD and Plasma screens. The bracket shall be a universal style mount with a load capacity of 200 pounds with adjustments of 0-15 degree tilt and 360 degree swivel. Shall be capable of accommodating various size units.
A6046	Artwork, Decorative, With Frame	VV	1	This JSN is to be used for determining and defining location of decorative artwork.
E0945	Cart, Computer, Mobile	VV	1	A mobile computer cart for use throughout the facility. The cart dimensions will be approximately 45" H x 30" W x 22" D with casters. May include drawers and miscellaneous other accessories that will be determined at time of purchase. This Typical may include: 1 Cart Body, w/Computer Support, Style-A Narrow, w/Raised Edge Top 1 Flip-Up Shelf 1 Sharps Container Holder 1 Wastebasket 1 Chart Holder 2 Drawers, 3"H 2 Drawers, 6"H 3 Accessory Rail, Side Drawer Organizer Bins
E0948	Cart, General Storage, Mobile, 42"H x 32"W x 22"D	VV	1	THIS TYPICAL INCLUDES: 1 Cart Body, Style-A Narrow, w/Raised Edge Top 2 Drawers, 3" H 4 Drawers, 6" H 1 Accessory Rail, Side Drawer Organizer Bins
F0205	Chair, Side With Arms	VV	1	Upholstered side chair, 32" high X 21" wide X 23" deep with arms, padded seats and padded backs. Seat height is a minimum of 17". Available with or without sled base.



Room Contents: General Exam/Treatment Room, UC (CUC21) – Cont'd.

JSN	Content Name	Acq Code	Qty	Description
F0340	Stool, Self Adjusting	VV	1	Self adjusting stool. Consists of a foam padded upholstered seat with attached foot rest for added comfort. Mounted on swivel casters. Designed for doctor's use during examinations.
F2010	Basket, Wastepaper, Step-On	VV	1	"Step-on" wastepaper basket with inner liner and foot pedal activated flip top.
F3200	Clock, Battery, 12" Diameter	VV	1	Clock, 12" diameter. Round surface, easy to read numbers with sweep second hand. Wall mounted unit for use when impractical to install a fully synchronized clock system. Battery operated, (batteries not included).
M0506	Television, Flat Screen	VV	1	Flat screen television with approximately 32" to 40' diagonal screen size. The TV will have built-in speakers, NTSC tuner, a 16:9 wide screen aspect ratio, a minimum of 1280 x 768 resolution and a remote control.
M0755	Flowmeter, Oxygen, Low Flow	VV	2	Oxygen flowmeter. Consists of a clear crystal flowtube calibrated to 3.5 or 8 LPM depending on manufacturer. For oxygen regulation in hospital settings. Database pricing includes DISS fitting and DISS power outlet and wall adapter. Other fitting and adapter configurations are available.
M0765	Regulator, Vacuum	VV	2	Vacuum pressure regulator for connection to central piped vacuum system. Standard display scale is graduated at least from 0 to 200 mm Hg of vacuum. Displays on specialized regulators may cover other vacuum ranges. Regulator type (continuous, intermittent, continuous/intermittent, surgical, pediatric, thoracic, etc.) as required. To be used in delivery, neonatal, pediatrics or any area where suction is required. Database pricing reflects continuous regulators graduated to 200 mm Hg with a full line vacuum selection switch and DISS configured inlets and outlets.
M3070	Hamper, Linen, Mobile, w/Lid	VV	1	Mobile linen hamper with hand or foot operated lid. Made of heavy tubular stainless steel with heavy gauge welded steel platform. Holds 25" hamper bags. Mounted on ball bearing casters. For linen transport in hospitals and clinics.
M3073	Container, Biohazard Waste, Step-on, Fire Safe	VV	1	A biohazard waste container with a step-on lid. The container will have a capacity of approximately 12 gallons and be made of a fire safe material.
M4200	Otoscope/Ophthalmoscope, Wall Mounted	VV	1	Wall mounted otoscope and ophthalmoscope. Includes 6 foot line cord and plug and accepts and includes two handles. Contains head turn-on/turn-off, built-in speculum tray and 8 foot coiled cords. Unit is designed for use in patient exam rooms.



Room Contents: General Exam/Treatment Room, UC (CUC21) – Cont'd.

JSN	Content Name	Acq Code	Qty	Description
M4653	Stretcher, Chair, Ophthalmic Surgical	VV	1	An eye surgery stretcher which adjusts from horizontal to a chair position. Stretcher has dual articulating headpiece for multiple ophthalmic surgical positioning; features dual hydraulic jacks, swing down side rails, oxygen holder, independently movable foot section, and IV receptacles. Minimum 400 pound weight capacity.
M7040	Table, Overbed	VV	1	Overbed table. Adjustable height table constructed of heavy gauge steel. Mounted on 2" diameter twin swivel casters with bumper caps. Table top is constructed with a high pressure plastic laminated surface that resists chipping, scratching, and staining. It includes a vanity tray and a mirror. Table is designed for use over bed, wheelchair or large chair.
M7405	Light, Exam, Ceiling Mounted	CC	1	Ceiling exam light. Consists of a lighththeaded reflector supported by a ceiling mounted radial arm assembly that provides a wide range of positioning capabilities. Halogen bulbs and an intensity control provide cool, color corrected light. The minimum ceiling height in most cases is 8'-0"; refer to each manufacturer's specific installation requirements. Physical dimensions refer to the retracted light; one length of the dual swing arm around the center mount in width and depth and the combined height of the lamp head and folded arms. Unit may also have a center mount detachable and sterilizable control handle. For use in minor procedure or examination room applications.
M7845	Monitor, Physiological, Bedside, 4 Channel	VV	1	4 channel bedside physiological monitor. The unit consist of a four-channel non-fade monochrome display monitor, an alarm system and printer-recording capabilities. The monitor has color coded controls and automatic calibration. The unit displays up to four waveforms simultaneously. The parameters to be monitored are user selectable. The monitor may be connected to a central monitoring station. The unit monitors patients in most acute care areas, step-down units, procedure rooms and emergency rooms.
M7910	Thermometer, Electronic	VV	1	Electronic thermometer. Pocket size unit with easy to read zero Fahrenheit or zero Centigrade LCD display in approximately 20 seconds. Battery operated and enclosed in a heavy duty plastic case. Unit is hand-held portable and may be stand or wall mounted. For patient body temperature readings.
P3100	Lavatory, Vitreous China, Slab Type	CC	1	Wall mounted, slab type, vitreous china, lavatory (approximate bowl size 7"x15"x10") with: faucet holes on 4" centers; gooseneck spout; wrist blade handles; and grid strainer. It shall be suitable for use in clinics, offices, washrooms or patient care area.



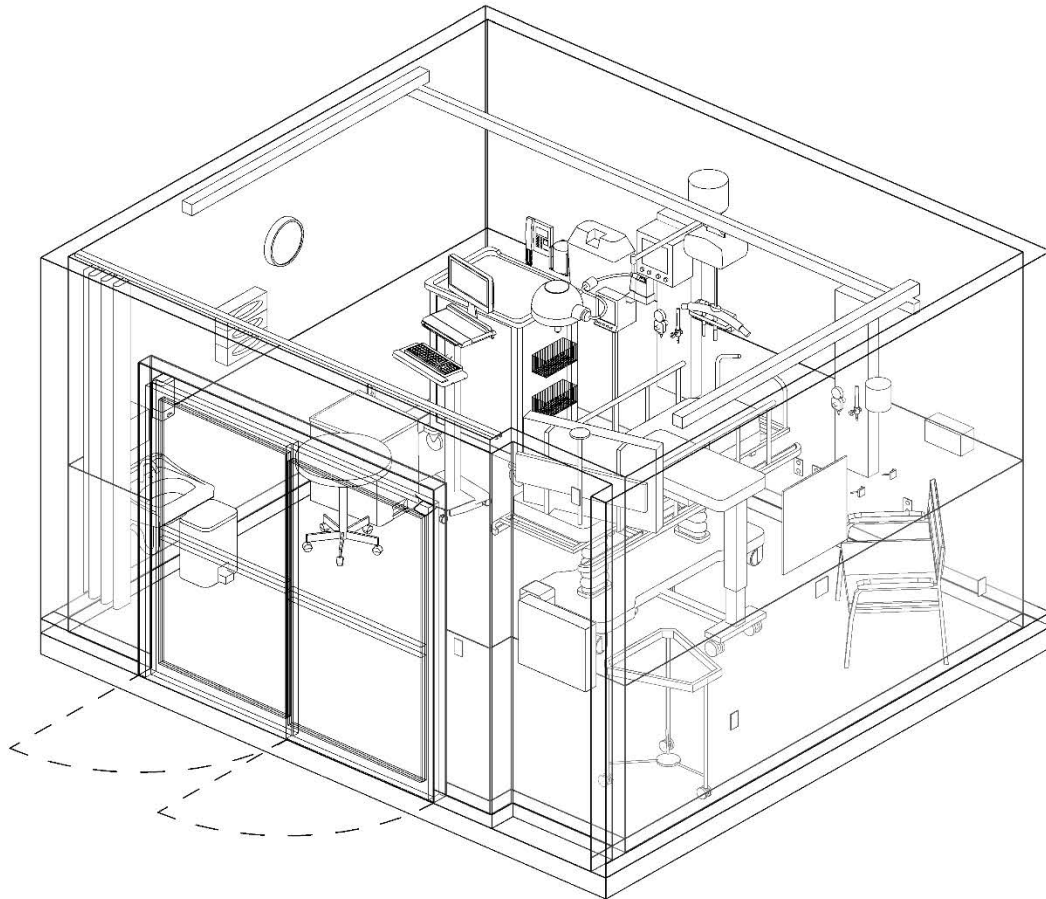


URGENT CARE
BARIATRIC PATIENT EXAM / TREATMENT ROOM, UC (CUC23)
AXONOMETRIC

October 1, 2023

Plot Date: 8/11/2023 3:16:46 PM

SCALE:




DISCLAIMER: ROOM TEMPLATES ARE GRAPHICAL REPRESENTATIONS OF SELECTED ROOM TYPES THAT ILLUSTRATE VA PLANNING REQUIREMENTS FOR SPACE, ROOM CONTENTS, AND ROOM SPECIFIC ENGINEERING SYSTEMS. THEY PROVIDE TYPICAL CONFIGURATIONS, PLANNING CRITERIA, AND GENERAL TECHNICAL GUIDANCE, AND ARE NOT INTENDED TO BE PROJECT SPECIFIC REQUIREMENTS.



Plot Date: 8/11/2023 3:16:48 PM

SCALE:



DISCLAIMER: ROOM TEMPLATES ARE GRAPHICAL REPRESENTATIONS OF SELECTED ROOM TYPES THAT ILLUSTRATE VA PLANNING REQUIREMENTS FOR SPACE, ROOM CONTENTS, AND ROOM SPECIFIC ENGINEERING SYSTEMS. THEY PROVIDE TYPICAL CONFIGURATIONS, PLANNING CRITERIA, AND GENERAL TECHNICAL GUIDANCE, AND ARE NOT INTENDED TO BE PROJECT SPECIFIC REQUIREMENTS.

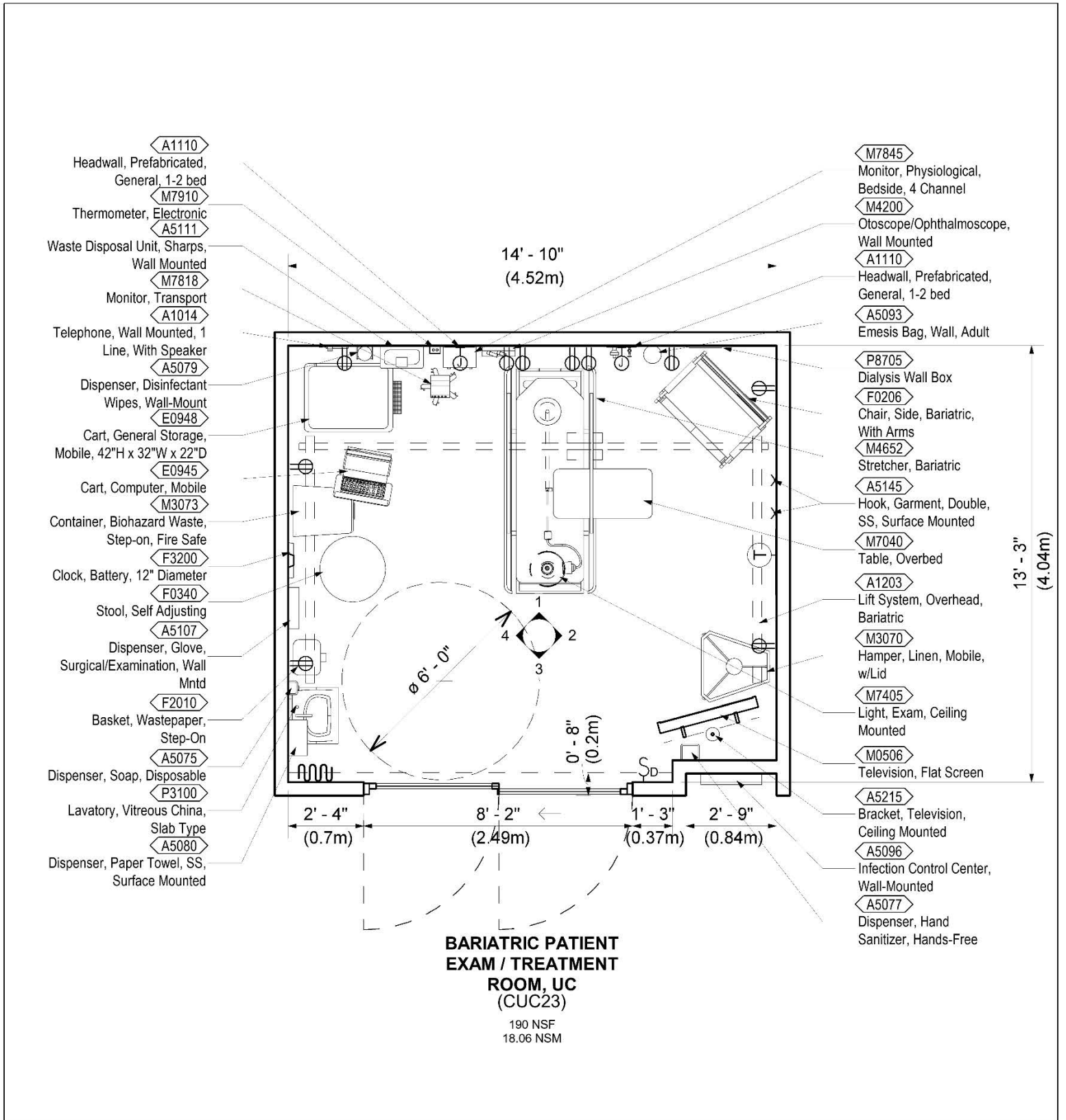


URGENT CARE
BARIATRIC PATIENT EXAM / TREATMENT ROOM, UC (CUC23)
FLOOR PLAN (190 NSF / 18.06 NSM)

October 1, 2023

Plot Date: 8/11/2023 3:16:50 PM

SCALE: 1/4" = 1'-0"



DISCLAIMER: ROOM TEMPLATES ARE GRAPHICAL REPRESENTATIONS OF SELECTED ROOM TYPES THAT ILLUSTRATE VA PLANNING REQUIREMENTS FOR SPACE, ROOM CONTENTS, AND ROOM SPECIFIC ENGINEERING SYSTEMS. THEY PROVIDE TYPICAL CONFIGURATIONS, PLANNING CRITERIA, AND GENERAL TECHNICAL GUIDANCE, AND ARE NOT INTENDED TO BE PROJECT SPECIFIC REQUIREMENTS.

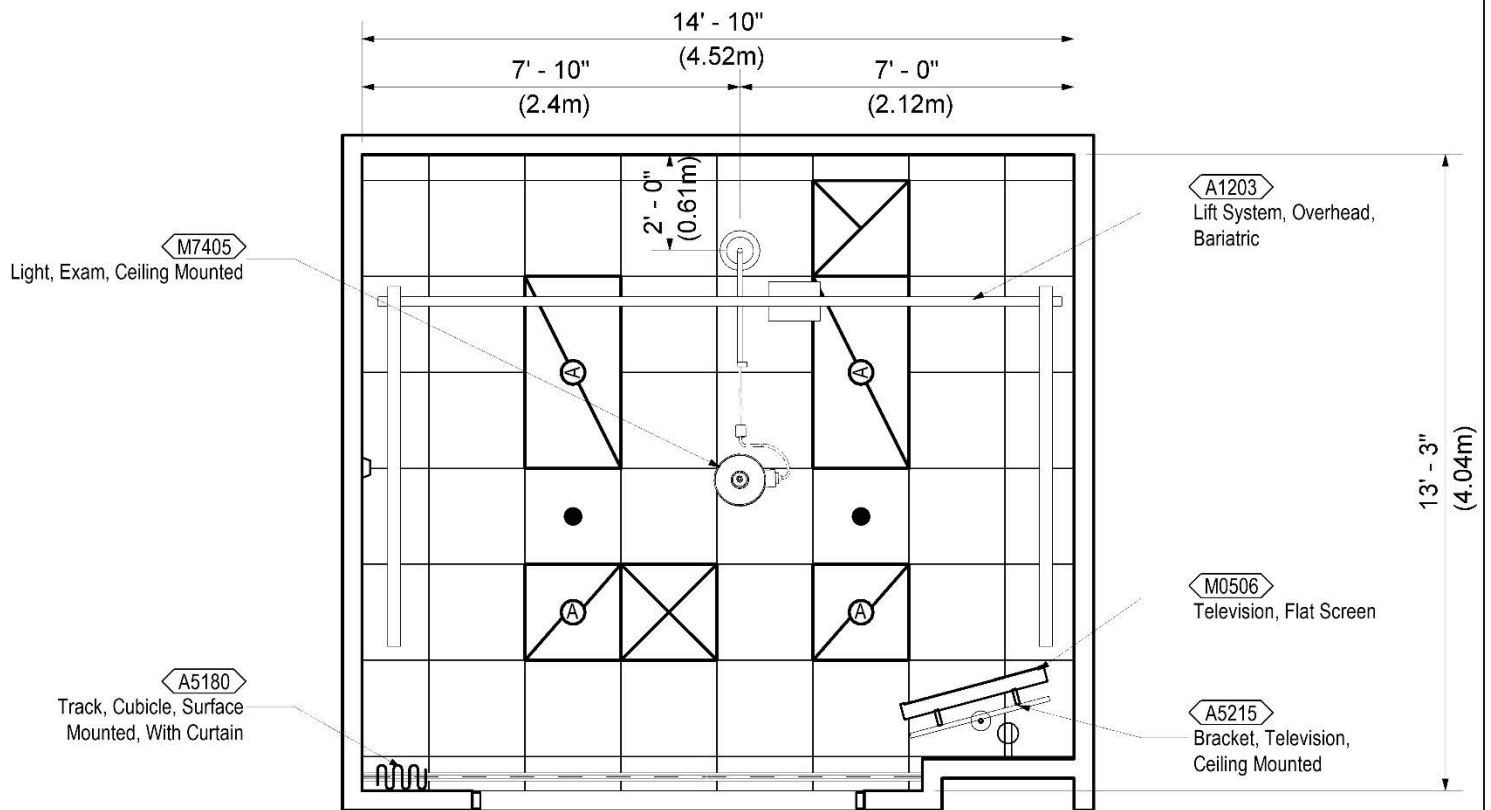


URGENT CARE
BARIATRIC PATIENT EXAM / TREATMENT ROOM, UC (CUC23)
REFLECTED CEILING PLAN

October 1, 2023

Plot Date: 8/11/2023 3:16:52 PM

SCALE: 1/4" = 1'-0"



**BARIATRIC PATIENT
EXAM / TREATMENT
ROOM, UC
(CUC23)**

190 NSF
18.06 NSM

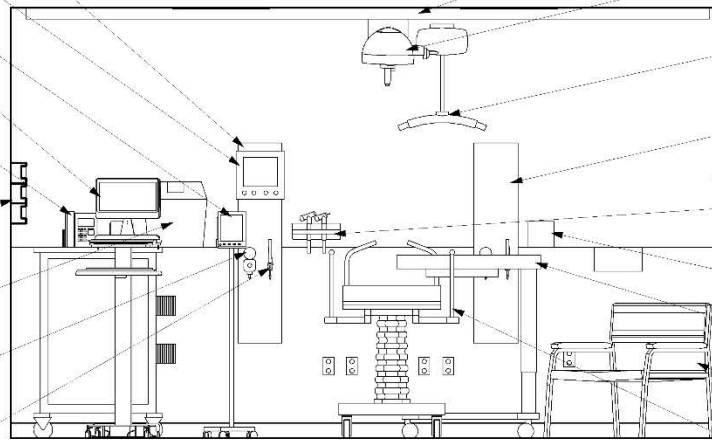
DISCLAIMER: ROOM TEMPLATES ARE GRAPHICAL REPRESENTATIONS OF SELECTED ROOM TYPES THAT ILLUSTRATE VA PLANNING REQUIREMENTS FOR SPACE, ROOM CONTENTS, AND ROOM SPECIFIC ENGINEERING SYSTEMS. THEY PROVIDE TYPICAL CONFIGURATIONS, PLANNING CRITERIA, AND GENERAL TECHNICAL GUIDANCE, AND ARE NOT INTENDED TO BE PROJECT SPECIFIC REQUIREMENTS.

Plot Date: 8/11/2023 3:16:54 PM

SCALE: 1/4" = 1'-0"



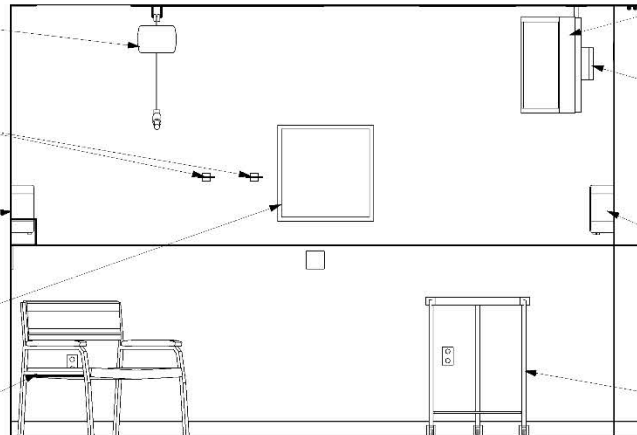
- A1110**
Headwall, Prefabricated, General, 1-2 bed
- M7845**
Monitor, Physiological, Bedside, 4 Channel
- M7818**
Monitor, Transport
- E0945**
Cart, Computer, Mobile
- A1014**
Telephone, Wall Mounted, 1 Line, With Speaker
- A5107**
Dispenser, Glove, Surgical/Examination, Wall Mntd
- A5111**
Waste Disposal Unit, Sharps, Wall Mounted
- M0765**
Regulator, Vacuum
- M0755**
Flowmeter, Oxygen, Low Flow



ELEVATION 1

- A1203**
Lift System, Overhead, Bariatric
- M7405**
Light, Exam, Ceiling Mounted
- A1203**
Lift System, Overhead, Bariatric
- A1110**
Headwall, Prefabricated, General, 1-2 bed
- M4200**
Otoscope/Ophthalmoscope, Wall Mounted
- A5093**
Emesis Bag, Wall, Adult
- M7040**
Table, Overbed
- F0206**
Chair, Side, Bariatric, With Arms
- M4652**
Stretcher, Bariatric

- A1203**
Lift System, Overhead, Bariatric
- A5145**
Hook, Garment, Double, SS, Surface Mounted
- A5093**
Emesis Bag, Wall, Adult
- A6046**
Artwork, Decorative, With Frame
- F0206**
Chair, Side, Bariatric, With Arms

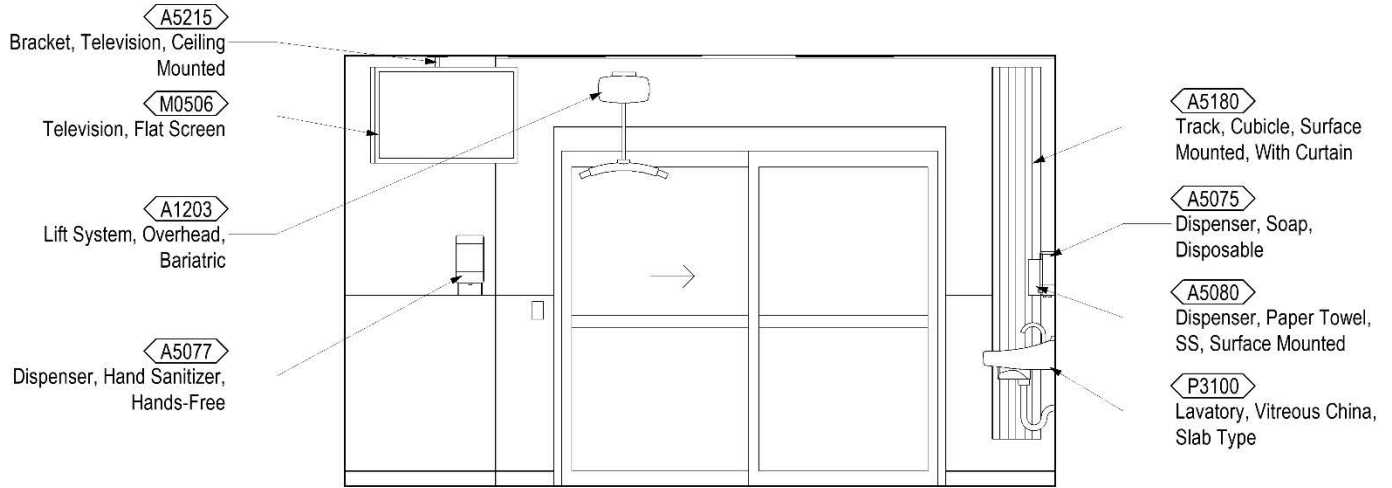


ELEVATION 2

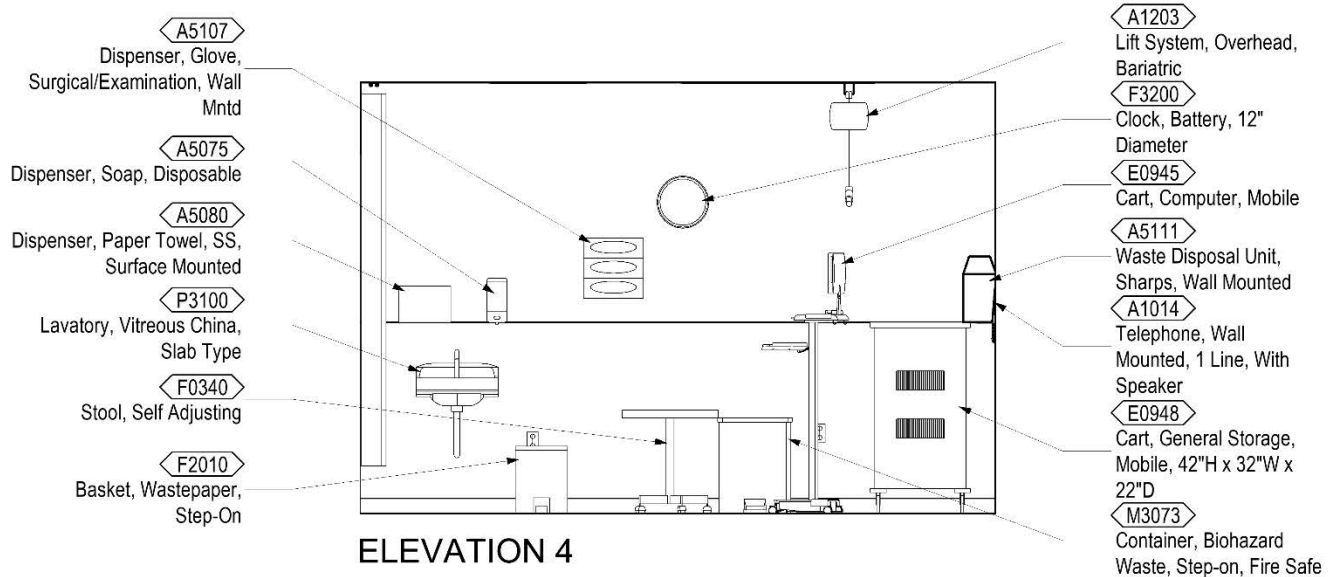
- M0506**
Television, Flat Screen
- A5215**
Bracket, Television, Ceiling Mounted
- A5077**
Dispenser, Hand Sanitizer, Hands-Free
- M3070**
Hamper, Linen, Mobile, w/Lid

Plot Date: 8/11/2023 3:16:57 PM

SCALE: 1/4" = 1'-0"



ELEVATION 3



ELEVATION 4

**Room Data: Bariatric Patient
Exam/Treatment Room, UC (CUC23)**

ARCHITECTURAL & INTERIOR DESIGN

Ceiling Finish:	m: AT
Ceiling Height:	9'-0" (2700mm)
Wall Finish:	m: GWB f: P
Wainscot:	m: RWC h: 4'-0"
Base:	m: RB h: 4" (100mm)
Floor Finish:	m: LVT
Slab Depression:	No
Sound Protection:	STC 40
Doors:	m: Alum t: dg: T s: V
Hardware Nr:	N/A

Notes:

1. Manual glass sliding doors must be able to break out of the room for exiting and be provided with positive latch single/multi-point locking. See Specification Section 08 32 13.

HVAC

Refer to HVAC Design Manual Design in accordance with project requirements. Refer to the current version of Chapter 6, "Mechanical Room Data Sheets" for room temperatures, humidity range, room air change requirements, noise level, pressurization and other information.

PLUMBING AND MEDICAL GASES

Cold Water:	Yes
Hot Water:	Yes
Sanitary Drain:	Yes
Medical Air:	No
Medical Vacuum:	Minimum 2 outlet/station
Oxygen:	Minimum 2 outlet/station

FIRE PROTECTION

Refer to Fire Protection Design Manual for guidance on fire suppression and fire alarm device type and placement in accordance with project requirements.

POWER

Refer to the latest VA Electrical Design Manual for general electrical requirements.

Normal Power: To be connected to selected receptacles and equipment.

Emergency Power: Critical branch of the EES (Essential Electrical System), if provided, to be connected to selected receptacles and equipment.

Notes:

1. Coordinate electrical power requirements with specific vendor equipment.

LIGHTING

Refer to the latest VA Lighting Design Manual section 4.2.1 – Examination and Treatment Room for lighting design consideration.

Notes:

1. Coordinate lighting placement with ceiling track and ceiling track supports.

**TELECOMMUNICATION/
SPECIAL TELECOMMUNICATION SYSTEMS**

Data:	Yes
Telephone:	Yes
Cable Television	Yes
Duress Alarm	No
Electronic Access and Door Control	No
Intercom:	No
Motion Intrusion Detection (MID)	No
Nurse Call:	Yes
Code Blue	Yes
Public Address:	No
Security Surveillance Television (SSTV)	No
VA Satellite TV:	No
Video Teleconferencing (VTEL):	No
Count Down Clock:	No



Room Contents: Bariatric Patient Exam/Treatment Room, UC (CUC23)

JSN	Content Name	Acq Code	Qty	Description
A1010	Telecommunication Outlet	CC	4	Telecommunication outlet location.
A1014	Telephone, Wall Mounted, 1 Line, With Speaker	VV	1	Telephone, wall mounted, 1 line, with speaker.
A1110	Headwall, Prefabricated, General, 1-2 bed	CC	2	1-2 bed, general, prefabricated headwall. Unit consists of a patient service module for general care, single or double bed type. It contains lighting, medical gases, electrical outlets, nurse call and bed bumper. Specify number and type of medical gas and electrical outlets. Size of module will vary by type and configuration of outlets.
A1203	Lift System, Overhead, Bariatric	CC	1	An overhead ceiling mounted rail system specifically designed for bariatric patient lifting and movement within a patient room. The system will consist of recessed or ceiling mounted primary and secondary rails, lift motor with carriage, patient harness or seat, and a hand controller or control box with charger (other charging options may be available). System will facilitate lifting and movement of patient to and from bed, to stretcher, chair, bathroom or other requirements. Lifting capacity is 1000 pounds. Custom design of track layout by manufacturer is essential to meet individual facility requirements.
A5075	Dispenser, Soap, Disposable	VV	1	Disposable soap dispenser. One-handed dispensing operation. Designed to accommodate disposable soap cartridge and valve.
A5077	Dispenser, Hand Sanitizer, Hands-Free	VV	1	A touch free wall-mounted hand sanitizer dispenser. For use throughout a healthcare facility. Unit does not include the sanitizing liquid. Units are battery operated.
A5080	Dispenser, Paper Towel, SS, Surface Mounted	CC	1	A surface mounted, satin finish stainless steel, single-fold, paper towel dispenser. Dispenser features: tumbler lock; front hinged at bottom; and refill indicator slot. Minimum capacity 400 single-fold paper towels. For general purpose use throughout the facility.
A5096	Infection Control Center, Wall-Mounted	VV	1	Wall mounted infection control center designed for public waiting and reception areas. Provides spaces for dispensing sanitizer, masks and tissues. Available in a variety of finishes and wood framing material.
A5107	Dispenser, Glove, Surgical/Examination, Wall Mntd	VV	1	Examination three (Small Medium, Large) glove dispenser box for wall mounting. Fabricated of either cold rolled steel with a white baked enamel finish, plastic or acrylic. Hardware not included, Option 3 powder coated steel.
A5111	Waste Disposal Unit, Sharps Wall Mount	VC	1	The unit is designed for the disposal of sharps and complies with OSHA guidelines for the handling of sharps. It shall house a 5 quart container and be capable of being mounted on a wall. The unit shall be secured by a locked enclosure.



Room Contents: Bariatric Patient Exam/Treatment Room, UC (CUC23) – Cont'd.

JSN	Content Name	Acq Code	Qty	Description
A5145	Hook, Garment, Double, SS, Surface Mounted	CC	2	A surface mounted, satin finish stainless steel, double garment hook. Equipped with a concealed mounting bracket that is secured to a concealed wall plate. For general purpose use throughout the facility to hang various items of apparel.
A5180	Track, Cubicle, Surface Mounted, With Curtain	VV	1	Surface mounted cubicle track, with curtain. Track constructed of thick extruded aluminum. Equipped with self lubricating carriers, beaded drop chain hooks, and flame resistant curtain. To include removable end caps. Designed to be suspended around patient areas where privacy is needed. Price listed is per foot of the track, curtains to be priced per quote.
A5215	Bracket, Television, Ceiling Mounted	CC	1	Ceiling mounted television bracket for flat panel LCD and Plasma screens. The bracket shall be a universal style mount with a load capacity of 200 pounds with adjustments of 0-15 degree tilt and 360 degree swivel. Shall be capable of accommodating various size units.
A6046	Artwork, Decorative, With Frame	VV	1	This JSN is to be used for determining and defining location of decorative artwork.
E0945	Cart, Computer, Mobile	VV	1	A mobile computer cart for use throughout the facility. The cart dimensions will be approximately 45" H x 30" W x 22" D with casters. May include drawers and miscellaneous other accessories that will be determined at time of purchase. This Typical may include: 1 Cart Body, w/Computer Support, Style-A Narrow, w/Raised Edge Top 1 Flip-Up Shelf 1 Sharps Container Holder 1 Wastebasket 1 Chart Holder 2 Drawers, 3"H 2 Drawers, 6"H 3 Accessory Rail, Side Drawer Organizer Bins
E0948	Cart, General Storage, Mobile, 42"H x 32"W x 22"D	VV	1	THIS TYPICAL INCLUDES: 1 Cart Body, Style-A Narrow, w/Raised Edge Top 2 Drawers, 3" H 4 Drawers, 6" H 1 Accessory Rail, Side Drawer Organizer Bins
F0206	Chair, Side, Bariatric, With Arms	VV	1	A bariatric side chair with arms for use in a waiting room, lobby or other patient area. Chair will have a padded seat and back and have a capacity of 800 pounds.



Room Contents: Bariatric Patient Exam/Treatment Room, UC (CUC23) – Cont'd.

JSN	Content Name	Acq Code	Qty	Description
F0340	Stool, Self Adjusting	VV	1	Self adjusting stool. Consists of a foam padded upholstered seat with attached foot rest for added comfort. Mounted on swivel casters. Designed for doctor's use during examinations.
F2010	Basket, Wastepaper, Step-On	VV	1	"Step-on" wastepaper basket with inner liner and foot pedal activated flip top.
F3200	Clock, Battery, 12" Diameter	VV	1	Clock, 12" diameter. Round surface, easy to read numbers with sweep second hand. Wall mounted unit for use when impractical to install a fully synchronized clock system. Battery operated, (batteries not included).
M0506	Television, Flat Screen	VV	1	Flat screen television with approximately 32" to 40' diagonal screen size. The TV will have built-in speakers, NTSC tuner, a 16:9 wide screen aspect ratio, a minimum of 1280 x 768 resolution and a remote control.
M0755	Flowmeter, Oxygen, Low Flow	VV	2	Oxygen flowmeter. Consists of a clear crystal flowtube calibrated to 3.5 or 8 LPM depending on manufacturer. For oxygen regulation in hospital settings. Database pricing includes DISS fitting and DISS power outlet and wall adapter. Other fitting and adapter configurations are available.
M0765	Regulator, Vacuum	VV	2	Vacuum pressure regulator for connection to central piped vacuum system. Standard display scale is graduated at least from 0 to 200 mm Hg of vacuum. Displays on specialized regulators may cover other vacuum ranges. Regulator type (continuous, intermittent, continuous/intermittent, surgical, pediatric, thoracic, etc.) as required. To be used in delivery, neonatal, pediatrics or any area where suction is required. Database pricing reflects continuous regulators graduated to 200 mm Hg with a full line vacuum selection switch and DISS configured inlets and outlets.
M3070	Hamper, Linen, Mobile, w/Lid	VV	1	Mobile linen hamper with hand or foot operated lid. Made of heavy tubular stainless steel with heavy gauge welded steel platform. Holds 25" hamper bags. Mounted on ball bearing casters. For linen transport in hospitals and clinics.
M3073	Container, Biohazard Waste, Step-on, Fire Safe	VV	1	A biohazard waste container with a step-on lid. The container will have a capacity of approximately 12 gallons and be made of a fire safe material.
M4200	Otoscope/Ophthalmoscope, Wall Mounted	VV	1	Wall mounted otoscope and ophthalmoscope. Includes 6 foot line cord and plug and accepts and includes two handles. Contains head turn-on/turn-off, built-in speculum tray and 8 foot coiled cords. Unit is designed for use in patient exam rooms.



Room Contents: Bariatric Patient Exam/Treatment Room, UC (CUC23) – Cont'd.

JSN	Content Name	Acq Code	Qty	Description
M4652	Stretcher, Bariatric	VV	1	Mobile Stretcher, corrosion resistant construction, center wheel for steering control. Designed for patient transport and minor procedures, bariatric weight 700LB or higher.
M7040	Table, Overbed	VV	1	Overbed table. Adjustable height table constructed of heavy gauge steel. Mounted on 2" diameter twin swivel casters with bumper caps. Table top is constructed with a high pressure plastic laminated surface that resists chipping, scratching, and staining. It includes a vanity tray and a mirror. Table is designed for use over bed, wheelchair or large chair.
M7405	Light, Exam, Ceiling Mounted	CC	1	Ceiling exam light. Consists of a lightheaded reflector supported by a ceiling mounted radial arm assembly that provides a wide range of positioning capabilities. Halogen bulbs and an intensity control provide cool, color corrected light. The minimum ceiling height in most cases is 8'-0"; refer to each manufacturer's specific installation requirements. Physical dimensions refer to the retracted light; one length of the dual swing arm around the center mount in width and depth and the combined height of the lamp head and folded arms. Unit may also have a center mount detachable and sterilizable control handle. For use in minor procedure or examination room applications.
M7845	Monitor, Physiological, Bedside, 4 Channel	VV	1	4 channel bedside physiological monitor. The unit consist of a four-channel non-fade monochrome display monitor, an alarm system and printer-recording capabilities. The monitor has color coded controls and automatic calibration. The unit displays up to four waveforms simultaneously. The parameters to be monitored are user selectable. The monitor may be connected to a central monitoring station. The unit monitors patients in most acute care areas, step-down units, procedure rooms and emergency rooms.
M7910	Thermometer, Electronic	VV	1	Electronic thermometer. Pocket size unit with easy to read zero Fahrenheit or zero Centigrade LCD display in approximately 20 seconds. Battery operated and enclosed in a heavy duty plastic case. Unit is hand-held portable and may be stand or wall mounted. For patient body temperature readings.
P3100	Lavatory, Vitreous China, Slab Type	CC	1	Wall mounted, slab type, vitreous china, lavatory (approximate bowl size 7"x15"x10") with: faucet holes on 4" centers; gooseneck spout; wrist blade handles; and grid strainer. It shall be suitable for use in clinics, offices, washrooms or patient care area.



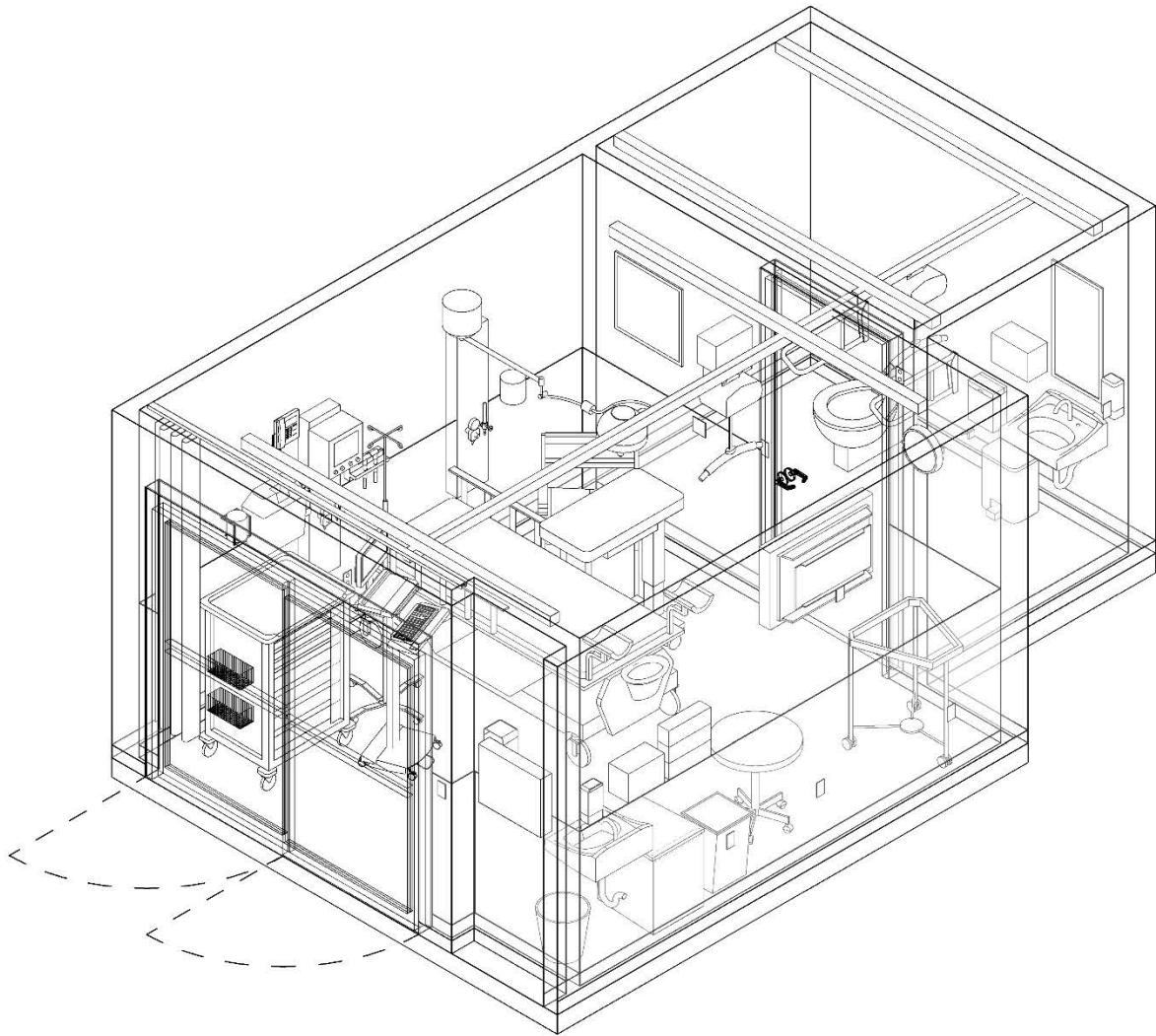


URGENT CARE
GYN PATIENT EXAM / TREATMENT ROOM, UC (CUC24)
UC GYN PATIENT TOILET, BLDG SPRT (SB172)
AXONOMETRIC

October 1, 2023

Plot Date: 8/11/2023 3:23:54 PM

SCALE:



DISCLAIMER: ROOM TEMPLATES ARE GRAPHICAL REPRESENTATIONS OF SELECTED ROOM TYPES THAT ILLUSTRATE VA PLANNING REQUIREMENTS FOR SPACE, ROOM CONTENTS, AND ROOM SPECIFIC ENGINEERING SYSTEMS. THEY PROVIDE TYPICAL CONFIGURATIONS, PLANNING CRITERIA, AND GENERAL TECHNICAL GUIDANCE, AND ARE NOT INTENDED TO BE PROJECT SPECIFIC REQUIREMENTS.




U.S. Department of Veterans Affairs

URGENT CARE
GYN PATIENT EXAM / TREATMENT ROOM, UC (CUC24)
UC GYN PATIENT TOILET, BLDG SPRT (SB172)
INTERACTIVE 3D PDF

October 1, 2023

Plot Date: 8/11/2023 3:23:56 PM

SCALE:



DISCLAIMER: ROOM TEMPLATES ARE GRAPHICAL REPRESENTATIONS OF SELECTED ROOM TYPES THAT ILLUSTRATE VA PLANNING REQUIREMENTS FOR SPACE, ROOM CONTENTS, AND ROOM SPECIFIC ENGINEERING SYSTEMS. THEY PROVIDE TYPICAL CONFIGURATIONS, PLANNING CRITERIA, AND GENERAL TECHNICAL GUIDANCE, AND ARE NOT INTENDED TO BE PROJECT SPECIFIC REQUIREMENTS.

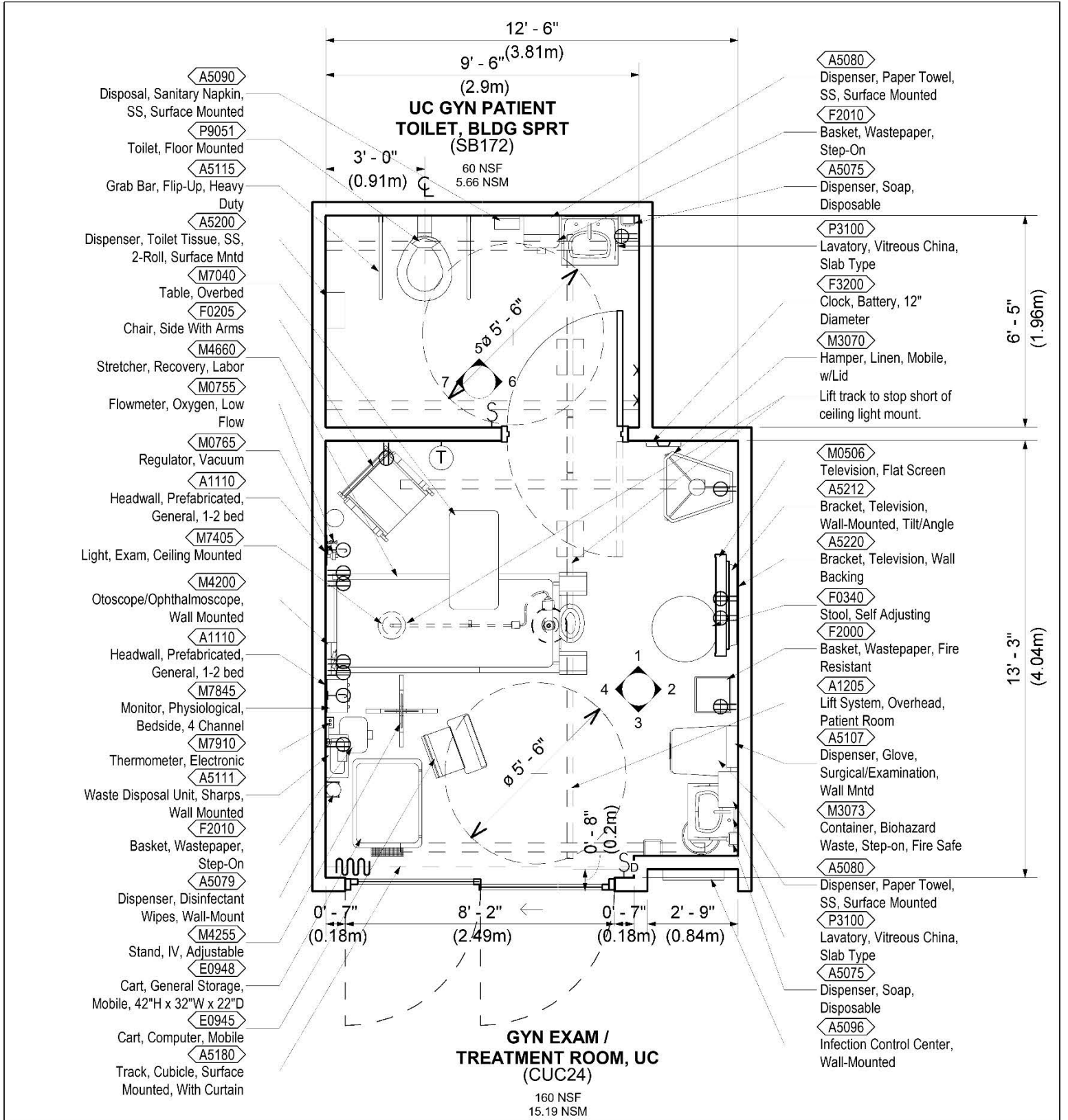


URGENT CARE
 GYN PATIENT EXAM / TREATMENT ROOM, UC (CUC24)
 UC GYN PATIENT TOILET, BLDG SPRT (SB172)
 FLOOR PLAN (160 NSF / 15.19 NSM)

October 1, 2023

Plot Date: 8/11/2023 3:23:58 PM

SCALE: 1/4" = 1'-0"



DISCLAIMER: ROOM TEMPLATES ARE GRAPHICAL REPRESENTATIONS OF SELECTED ROOM TYPES THAT ILLUSTRATE VA PLANNING REQUIREMENTS FOR SPACE, ROOM CONTENTS, AND ROOM SPECIFIC ENGINEERING SYSTEMS. THEY PROVIDE TYPICAL CONFIGURATIONS, PLANNING CRITERIA, AND GENERAL TECHNICAL GUIDANCE, AND ARE NOT INTENDED TO BE PROJECT SPECIFIC REQUIREMENTS.

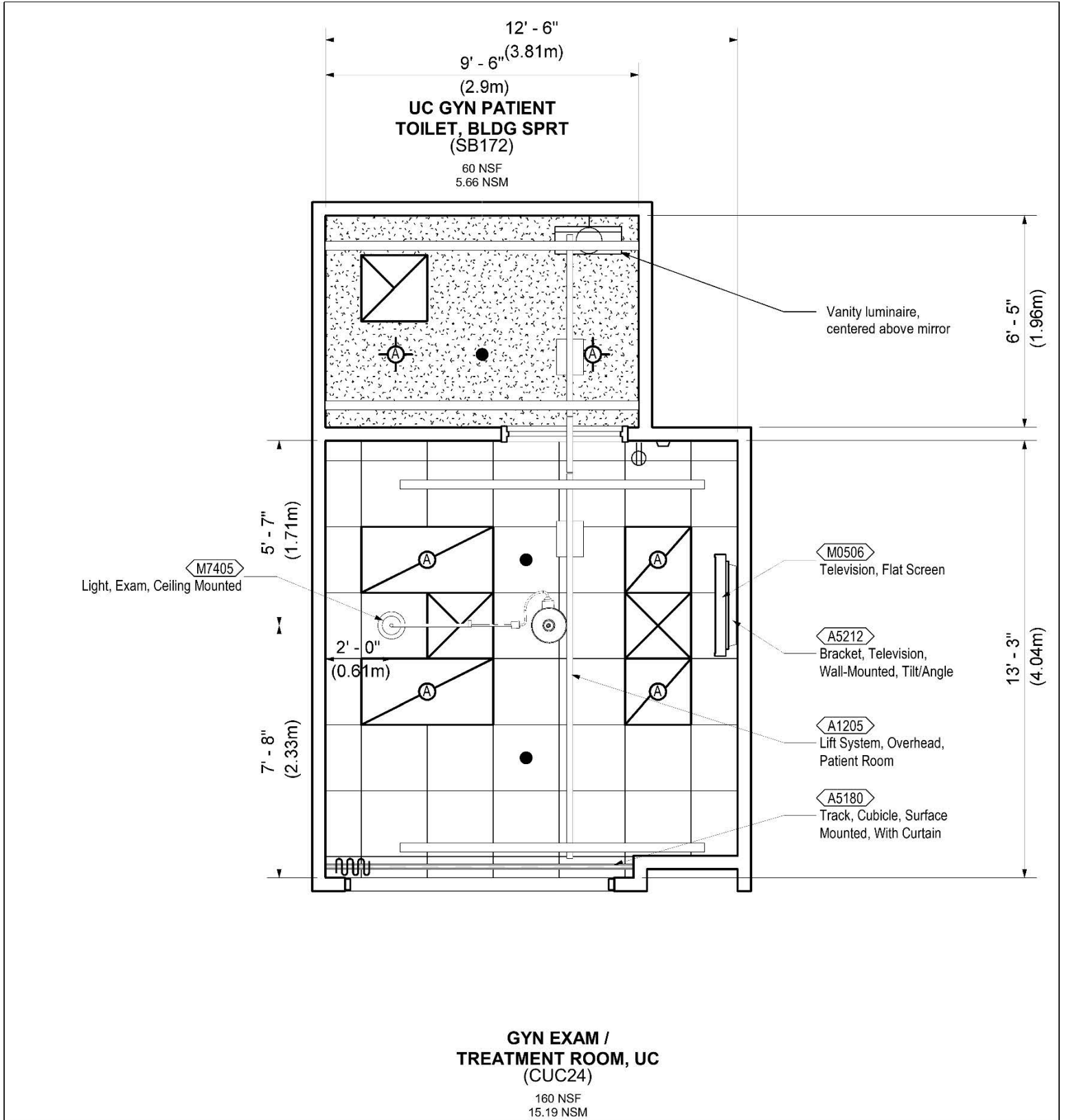


URGENT CARE
GYN PATIENT EXAM / TREATMENT ROOM, UC (CUC24)
UC GYN PATIENT TOILET, BLDG SPRT (SB172)
REFLECTED CEILING PLAN

October 1, 2023

Plot Date: 8/11/2023 3:24:00 PM

SCALE: 1/4" = 1'-0"



DISCLAIMER: ROOM TEMPLATES ARE GRAPHICAL REPRESENTATIONS OF SELECTED ROOM TYPES THAT ILLUSTRATE VA PLANNING REQUIREMENTS FOR SPACE, ROOM CONTENTS, AND ROOM SPECIFIC ENGINEERING SYSTEMS. THEY PROVIDE TYPICAL CONFIGURATIONS, PLANNING CRITERIA, AND GENERAL TECHNICAL GUIDANCE, AND ARE NOT INTENDED TO BE PROJECT SPECIFIC REQUIREMENTS.

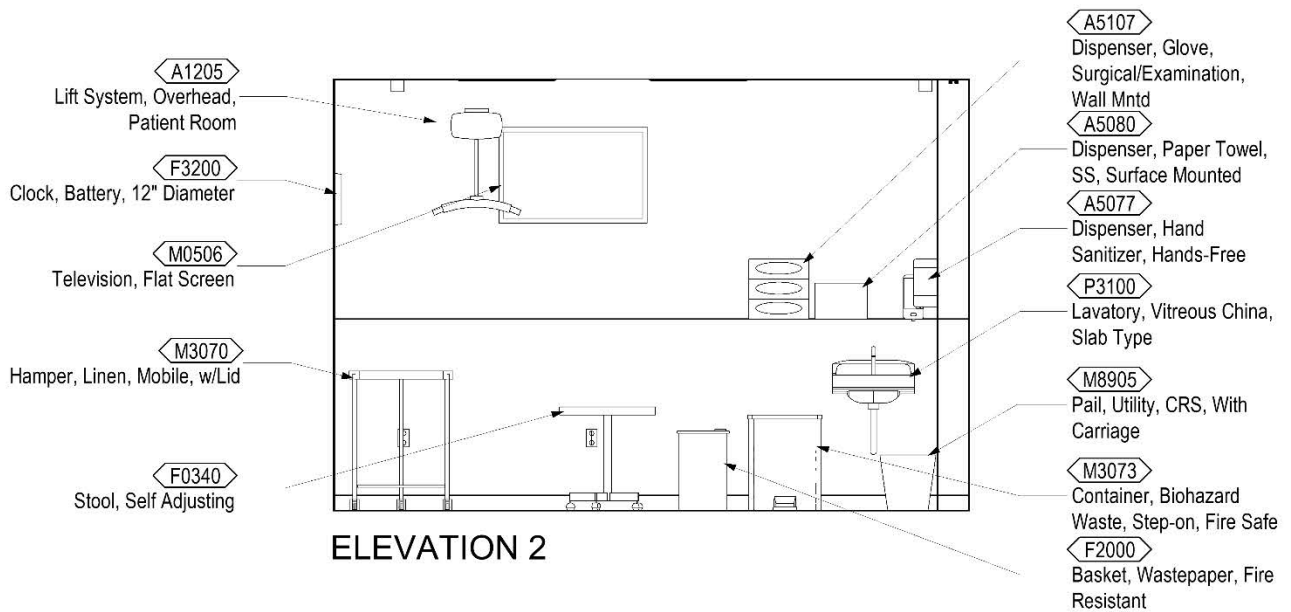
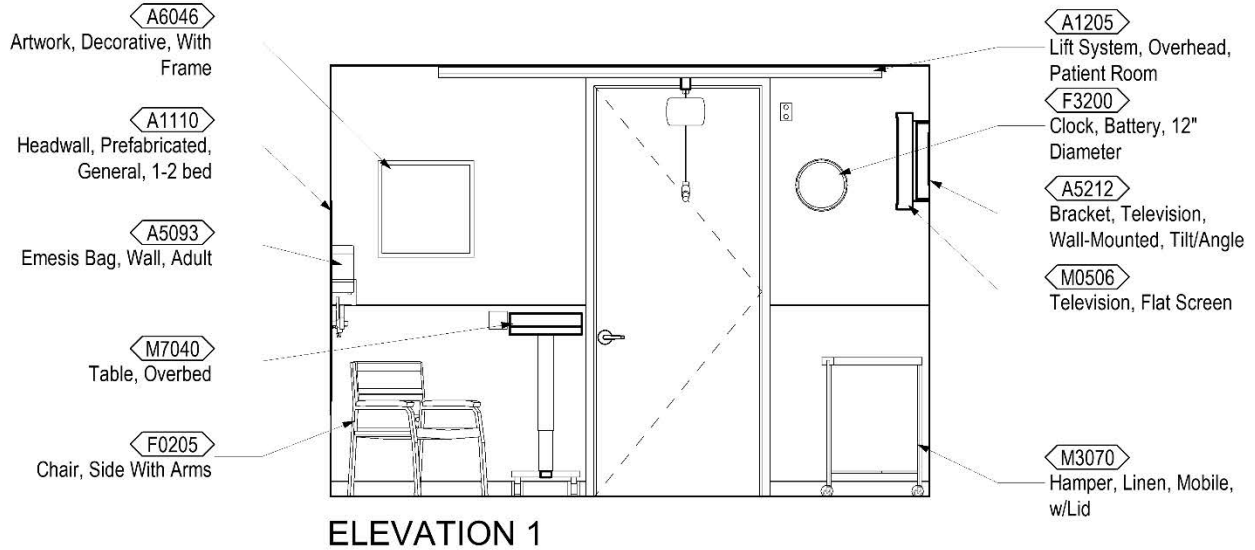


URGENT CARE
 GYN PATIENT EXAM / TREATMENT ROOM, UC (CUC24)
 UC GYN PATIENT TOILET, BLDG SPRT (SB172)
 ELEVATIONS

October 1, 2023

Plot Date: 8/11/2023 3:24:03 PM

SCALE: 1/4" = 1'-0"



DISCLAIMER: ROOM TEMPLATES ARE GRAPHICAL REPRESENTATIONS OF SELECTED ROOM TYPES THAT ILLUSTRATE VA PLANNING REQUIREMENTS FOR SPACE, ROOM CONTENTS, AND ROOM SPECIFIC ENGINEERING SYSTEMS. THEY PROVIDE TYPICAL CONFIGURATIONS, PLANNING CRITERIA, AND GENERAL TECHNICAL GUIDANCE, AND ARE NOT INTENDED TO BE PROJECT SPECIFIC REQUIREMENTS.

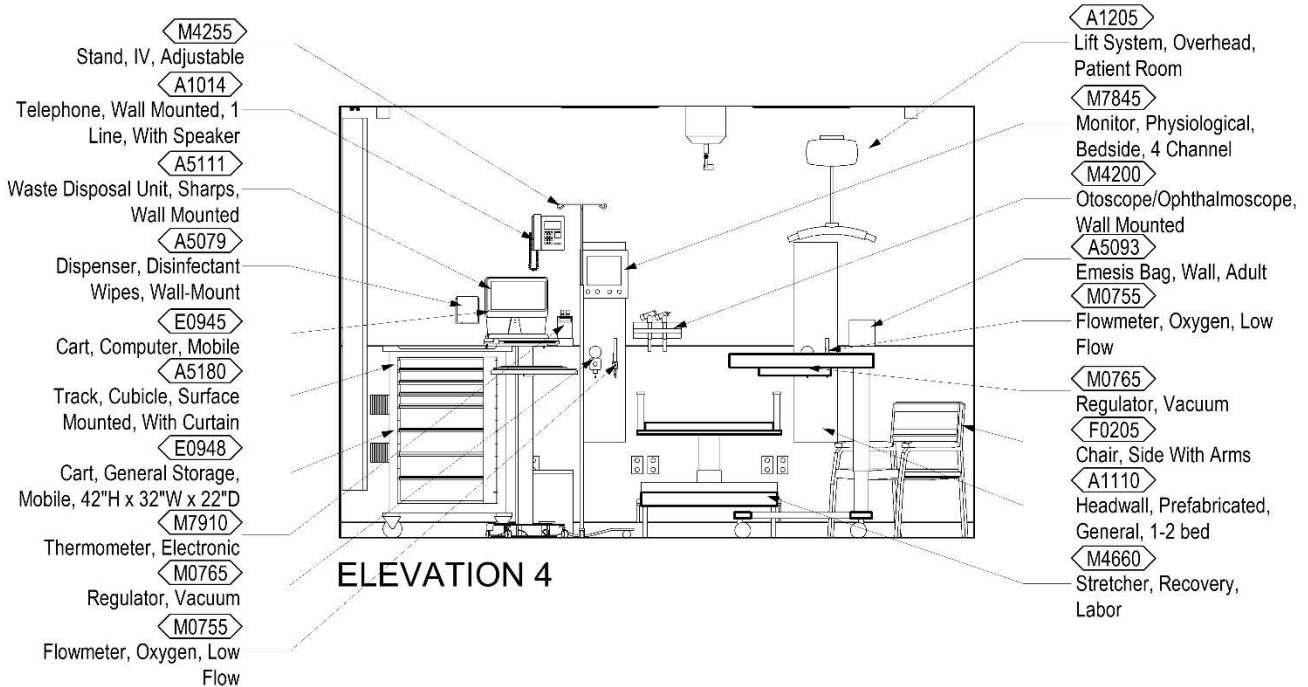
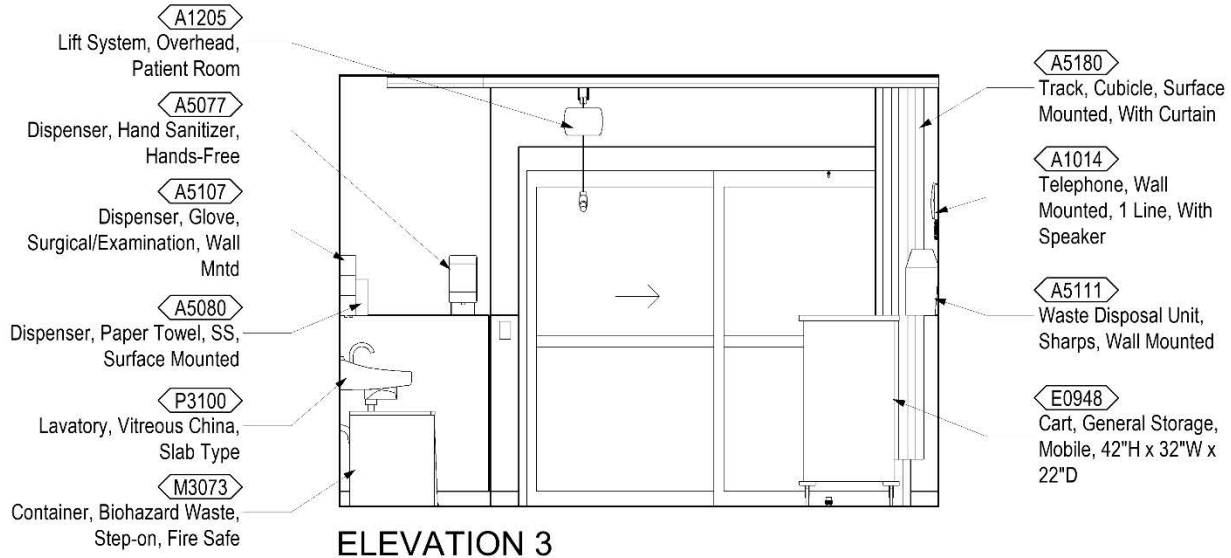


URGENT CARE
 GYN PATIENT EXAM / TREATMENT ROOM, UC (CUC24)
 UC GYN PATIENT TOILET, BLDG SPRT (SB172)
 ELEVATIONS

October 1, 2023

Plot Date: 8/11/2023 3:24:05 PM

SCALE: 1/4" = 1'-0"



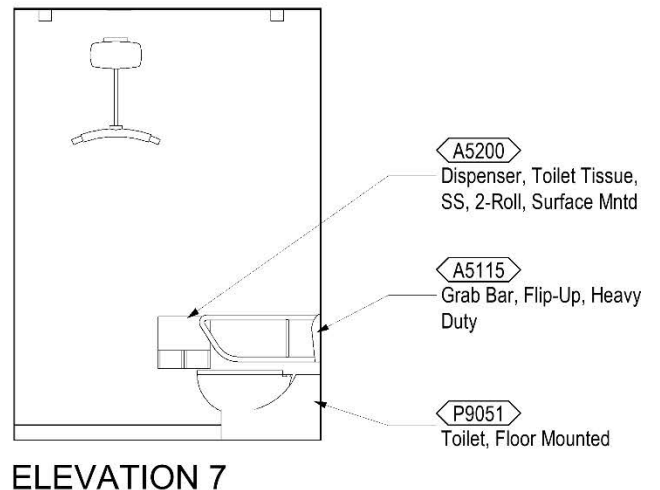
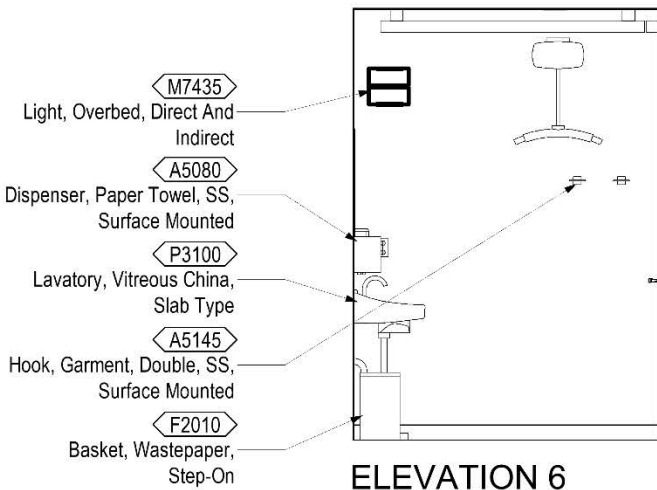
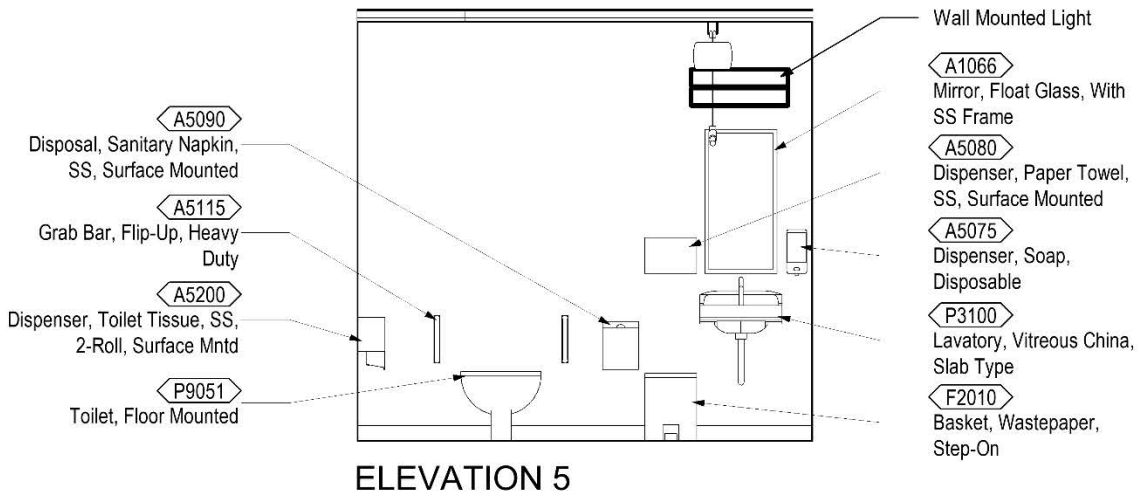
DISCLAIMER: ROOM TEMPLATES ARE GRAPHICAL REPRESENTATIONS OF SELECTED ROOM TYPES THAT ILLUSTRATE VA PLANNING REQUIREMENTS FOR SPACE, ROOM CONTENTS, AND ROOM SPECIFIC ENGINEERING SYSTEMS. THEY PROVIDE TYPICAL CONFIGURATIONS, PLANNING CRITERIA, AND GENERAL TECHNICAL GUIDANCE, AND ARE NOT INTENDED TO BE PROJECT SPECIFIC REQUIREMENTS.

URGENT CARE
 GYN PATIENT EXAM / TREATMENT ROOM, UC (CUC24)
 UC GYN PATIENT TOILET, BLDG SPRT (SB172)
 ELEVATIONS

October 1, 2023

Plot Date: 8/11/2023 3:24:07 PM

SCALE: 1/4" = 1'-0"



Room Data: GYN Patient Exam/Treatment Room, UC (CUC24)

UC GYN Patient Toilet, Bldg Sprt (SB172)

ARCHITECTURAL & INTERIOR DESIGN

Ceiling Finish:	m: AT
Ceiling Height:	9'-0" (2700mm)
Wall Finish:	m: GWB f: P
Wainscot:	m: RWC h: 4'-0"
Base:	m: RB h: 4" (100mm)
Floor Finish:	m: LVT
Slab Depression:	No
Sound Protection:	STC 40
Doors:	m: Alum t: dg: T s: V
Hardware Nr:	N/A

Notes:

1. Manual glass sliding doors must be able to break out of the room for exiting and be provided with positive latch single/multi-point locking. See Specification Section 08 32 13.

HVAC

Refer to HVAC Design Manual Design in accordance with project requirements. Refer to the current version of Chapter 6, "Mechanical Room Data Sheets" for room temperatures, humidity range, room air change requirements, noise level, pressurization and other information.

PLUMBING AND MEDICAL GASES

Cold Water:	Yes
Hot Water:	Yes
Sanitary Drain:	Yes
Medical Air:	No
Medical Vacuum:	Minimum 2 outlet/station
Oxygen:	Minimum 2 outlet/station

FIRE PROTECTION

Refer to Fire Protection Design Manual for guidance on fire suppression and fire alarm device type and placement in accordance with project requirements.

POWER

Refer to the latest VA Electrical Design Manual for general electrical requirements.

Normal Power: To be connected to selected receptacles and equipment.

Emergency Power: Critical branch of the EES (Essential Electrical System), if provided, to be connected to selected receptacles and equipment.

Notes:

1. Coordinate electrical power requirements with specific vendor equipment.

LIGHTING

Refer to the latest VA Lighting Design Manual section 4.2.1 – Examination and Treatment Room for lighting design consideration.

Notes:

1. Coordinate lighting placement with ceiling track and ceiling track supports.

TELECOMMUNICATION/ SPECIAL TELECOMMUNICATION SYSTEMS

Data:	Yes
Telephone:	Yes
Cable Television	Yes
Duress Alarm	No
Electronic Access and Door Control	No
Intercom:	No
Motion Intrusion Detection (MID)	No
Nurse Call:	Yes
Code Blue	Yes
Public Address:	No
Security Surveillance Television (SSTV)	No
VA Satellite TV:	No
Video Teleconferencing (VTEL):	No
Count Down Clock:	No



Room Contents: GYN Patient Exam/Treatment Room, UC (CUC24)

JSN	Content Name	Acq Code	Qty	Description
A1010	Telecommunication Outlet	CC	4	Telecommunication outlet location.
A1014	Telephone, Wall Mounted, 1 Line, With Speaker	VV	1	Telephone, wall mounted, 1 line, with speaker.
A1110	Headwall, Prefabricated, General, 1-2 bed	CC	2	1-2 bed, general, prefabricated headwall. Unit consists of a patient service module for general care, single or double bed type. It contains lighting, medical gases, electrical outlets, nurse call and bed bumper. Specify number and type of medical gas and electrical outlets. Size of module will vary by type and configuration of outlets.
A1205	Lift System, Overhead, Patient Room w/Bath	VC	1	An overhead rail system specifically designed for patient lifting and movement for a single bed patient room including the bathroom. The system will consist of recessed or ceiling mounted primary and secondary rails, lift motor with rolling carriage, patient harness or seat, and a hand controller or control box with charger. System will facilitate lifting and movement of patient to and from bed to gurney, chair, bath, commode, or other requirement. Minimum lift capability is 550 pounds. Custom design of track layout by manufacturer is essential to meet individual facility requirements.
A5075	Dispenser, Soap, Disposable	VV	1	Disposable soap dispenser. One-handed dispensing operation. Designed to accommodate disposable soap cartridge and valve.
A5077	Dispenser, Hand Sanitizer, Hands-Free	VV	1	A touch free wall-mounted handsanitizer dispenser. For use throughout a healthcare facility. Unit does not include the sanitizing liquid. Units are battery operated.
A5079	Dispenser, Disinfectant Wipes, Wall-Mount	VV	1	Wall mounted high capacity dispenser for disinfecting wipes. Dispensers may be heavy gauge metal or durable plastic for multiple size canisters.
A5080	Dispenser, Paper Towel, SS, Surface Mounted	CC	1	A surface mounted, satin finish stainless steel, single-fold, paper towel dispenser. Dispenser features: tumbler lock; front hinged at bottom; and refill indicator slot. Minimum capacity 400 single-fold paper towels. For general purpose use throughout the facility.
A5096	Infection Control Center, Wall-Mounted	VV	1	Wall mounted infection control center designed for public waiting and reception areas. Provides spaces for dispensing sanitizer, masks and tissues. Available in a variety of finishes and wood framing material.
A5107	Dispenser, Glove, Surgical/Examination, Wall Mntd	VV	1	Examination three (Small Medium, Large) glove dispenser box for wall mounting. Fabricated of either cold rolled steel with a white baked enamel finish, plastic or acrylic. Hardware not included, Option 3 powder coated steel.



Room Contents: GYN Patient Exam/Treatment Room, UC (CUC24) – Cont'd.

JSN	Content Name	Acq Code	Qty	Description
A5111	Waste Disposal Unit, Sharps Wall Mount	VC	1	The unit is designed for the disposal of sharps and complies with OSHA guidelines for the handling of sharps. It shall house a 5 quart container and be capable of being mounted on a wall. The unit shall be secured by a locked enclosure.
A5180	Track, Cubicle, Surface Mounted, With Curtain	VV	1	Surface mounted cubicle track, with curtain. Track constructed of thick extruded aluminum. Equipped with self lubricating carriers, beaded drop chain hooks, and flame resistant curtain. To include removable end caps. Designed to be suspended around patient areas where privacy is needed. Price listed is per foot of the track, curtains to be priced per quote.
A5212	Bracket, Television, Wall-Mounted, Tilt/Angle	VV	1	A wall mounted, tilt/angled TV bracket for 37" to 80" TVs. Mount will be a universal and VESA compliant unit with a load capacity of up to 130 lbs.
A5220	Bracket, Television, Wall Backing	CC	1	Wall mounted television bracket backing which provides additional support and strength for the installation of the television bracket. Option available for interior or exterior plate and sized for 12" or 24" stud spacing.
A6046	Artwork, Decorative, With Frame	VV	1	This JSN is to be used for determining and defining location of decorative artwork.
E0945	Cart, Computer, Mobile	VV	1	A mobile computer cart for use throughout the facility. The cart dimensions will be approximately 45" H x 30" W x 22" D with casters. May include drawers and miscellaneous other accessories that will be determined at time of purchase. This Typical may include: 1 Cart Body, w/Computer Support, Style-A Narrow, w/Raised Edge Top 1 Flip-Up Shelf 1 Sharps Container Holder 1 Wastebasket 1 Chart Holder 2 Drawers, 3"H 2 Drawers, 6"H 3 Accessory Rail, Side Drawer Organizer Bins
E0948	Cart, General Storage, Mobile, 42"H x 32"W x 22"D	VV	1	THIS TYPICAL INCLUDES: 1 Cart Body, Style-A Narrow, w/Raised Edge Top 2 Drawers, 3" H 4 Drawers, 6" H 1 Accessory Rail, Side Drawer Organizer Bins
F0205	Chair, Side With Arms	VV	1	Upholstered side chair, 32" high X 21" wide X 23" deep with arms, padded seats and padded backs. Seat height is a minimum of 17". Available with or without sled base.



Room Contents: GYN Patient Exam/Treatment Room, UC (CUC24) – Cont'd.

JSN	Content Name	Acq Code	Qty	Description
F0340	Stool, Self Adjusting	VV	1	Self adjusting stool. Consists of a foam padded upholstered seat with attached foot rest for added comfort. Mounted on swivel casters. Designed for doctor's use during examinations.
F2000	Basket, Wastepaper, Fire Resistant	VV	1	Wastepaper basket, fire resistant, approximately 40 quart capacity. This unit is used to collect and temporarily store small quantities of paper refuse in patient rooms, administrative areas and nursing stations. Size and shape varies depending on the application and manufacturer selected.
F2010	Basket, Wastepaper, Step-On	VV	1	"Step-on" wastepaper basket with inner liner and foot pedal activated flip top.
F3200	Clock, Battery, 12" Diameter	VV	1	Clock, 12" diameter. Round surface, easy to read numbers with sweep second hand. Wall mounted unit for use when impractical to install a fully synchronized clock system. Battery operated, (batteries not included).
M0506	Television, Flat Screen	VV	1	Flat screen television with approximately 32" to 40' diagonal screen size. The TV will have built-in speakers, NTSC tuner, a 16:9 wide screen aspect ratio, a minimum of 1280 x 768 resolution and a remote control.
M0755	Flowmeter, Oxygen, Low Flow	VV	2	Oxygen flowmeter. Consists of a clear crystal flowtube calibrated to 3.5 or 8 LPM depending on manufacturer. For oxygen regulation in hospital settings. Database pricing includes DISS fitting and DISS power outlet and wall adapter. Other fitting and adapter configurations are available.
M0765	Regulator, Vacuum	VV	2	Vacuum pressure regulator for connection to central piped vacuum system. Standard display scale is graduated at least from 0 to 200 mm Hg of vacuum. Displays on specialized regulators may cover other vacuum ranges. Regulator type (continuous, intermittent, continuous/intermittent, surgical, pediatric, thoracic, etc.) as required. To be used in delivery, neonatal, pediatrics or any area where suction is required. Database pricing reflects continuous regulators graduated to 200 mm Hg with a full line vacuum selection switch and DISS configured inlets and outlets.
M3070	Hamper, Linen, Mobile, w/Lid	VV	1	Mobile linen hamper with hand or foot operated lid. Made of heavy tubular stainless steel with heavy gauge welded steel platform. Holds 25" hamper bags. Mounted on ball bearing casters. For linen transport in hospitals and clinics.
M3073	Container, Biohazard Waste, Step-on, Fire Safe	VV	1	A biohazard waste container with a step-on lid. The container will have a capacity of approximately 12 gallons and be made of a fire safe material.



Room Contents: GYN Patient Exam/Treatment Room, UC (CUC24) – Cont'd.

JSN	Content Name	Acq Code	Qty	Description
M4200	Otoscope/Ophthalmoscope, Wall Mounted	VV	1	Wall mounted otoscope and ophthalmoscope. Includes 6 foot line cord and plug and accepts and includes two handles. Contains head turn-on/turn-off, built-in speculum tray and 8 foot coiled cords. Unit is designed for use in patient exam rooms.
M4660	Stretcher, Recovery, Labor	VV	1	Labor recovery/ob-gyn procedure stretcher. The unit's height is adjustable and the patient bed has a manual backrest and crank operated knee gatch. The stretcher has 10" non-conductive carpet wheels, IV stand and folding chrome side-rails. The stretcher can be converted quickly to a birthing stretcher by removing the leg and foot section of the mattress. The available accessories include x-ray cassette holders, proctology boards, IV poles, fluid basins.
M7040	Table, Overbed	VV	1	Overbed table. Adjustable height table constructed of heavy gauge steel. Mounted on 2" diameter twin swivel casters with bumper caps. Table top is constructed with a high pressure plastic laminated surface that resists chipping, scratching, and staining. It includes a vanity tray and a mirror. Table is designed for use over bed, wheelchair or large chair.
M7405	Light, Exam, Ceiling Mounted	CC	1	Ceiling exam light. Consists of a lighthedded reflector supported by a ceiling mounted radial arm assembly that provides a wide range of positioning capabilities. Halogen bulbs and an intensity control provide cool, color corrected light. The minimum ceiling height in most cases is 8'-0"; refer to each manufacturer's specific installation requirements. Physical dimensions refer to the retracted light; one length of the dual swing arm around the center mount in width and depth and the combined height of the lamp head and folded arms. Unit may also have a center mount detachable and sterilizable control handle. For use in minor procedure or examination room applications.
M7845	Monitor, Physiological, Bedside, 4 Channel	VV	1	4 channel bedside physiological monitor. The unit consist of a four-channel non-fade monochrome display monitor, an alarm system and printer-recording capabilities. The monitor has color coded controls and automatic calibration. The unit displays up to four waveforms simultaneously. The parameters to be monitored are user selectable. The monitor may be connected to a central monitoring station. The unit monitors patients in most acute care areas, step-down units, procedure rooms and emergency rooms.



Room Contents: GYN Patient Exam/Treatment Room, UC (CUC24) – Cont'd.

JSN	Content Name	Acq Code	Qty	Description
M7910	Thermometer, Electronic	VV	1	Electronic thermometer. Pocket size unit with easy to read zero Fahrenheit or zero Centigrade LCD display in approximately 20 seconds. Battery operated and enclosed in a heavy duty plastic case. Unit is hand-held portable and may be stand or wall mounted. For patient body temperature readings.
M8905	Pail, Utility, CRS, With Carriage	VV	1	Utility pail (kick bucket). Shall be a stainless steel 12 quart bucket for use in surgical operating rooms.
P3100	Lavatory, Vitreous China, Slab Type	CC	1	Wall mounted, slab type, vitreous china, lavatory (approximate bowl size 7"x15"x10") with: faucet holes on 4" centers; gooseneck spout; wrist blade handles; and grid strainer. It shall be suitable for use in clinics, offices, washrooms or patient care area.



Room Contents: UC GYN PATIENT TOILET, BLDG SPRT (SB172)

JSN	Content Name	Acq Code	Qty	Description
A1066	Mirror, Float Glass, With SS Frame	CC	1	A high quality 1/4" polished float glass mirror 36X18, framed in a one-piece, bright polished, stainless steel channel frame with 90° mitered corners. All edges of the mirror are protected by absorbing filler strips. Mirror has a galvanized steel back with integral horizontal hanging brackets and wall hanger for concealed mounting. For mounting above single wall mounted lavatories located in toilet areas, Doctors examination offices, etc. May also be used above double lavatories, either wall or countertop mounted, found in restroom areas.
A5075	Dispenser, Soap, Disposable	VV	1	Disposable soap dispenser. One-handed dispensing operation. Designed to accommodate disposable soap cartridge and valve.
A5080	Dispenser, Paper Towel, SS, Surface Mounted	CC	1	A surface mounted, satin finish stainless steel, single-fold, paper towel dispenser. Dispenser features: tumbler lock; front hinged at bottom; and refill indicator slot. Minimum capacity 400 single-fold paper towels. For general purpose use throughout the facility.
A5090	Disposal, Sanitary Napkin, SS, Surface Mounted	CC	1	A surface mounted, satin finish stainless steel, sanitary napkin disposal. Disposal features a flip-up cover, secured to the container by a heavy duty stainless steel piano-hinge. Disposal may be secured to wall or toilet partition. For general purpose use in female toilet stalls or rooms and uni-sex toilet rooms.
A5115	Grab Bar, Flip-Up, Heavy Duty	CC	2	A heavy duty flip-up safety rail for use in rest rooms. The grab bar will be constructed of stainless steel and will extend approximately 30" from the wall when in the extended position.
A5145	Hook, Garment, Double, SS, Surface Mounted	CC	2	A surface mounted, satin finish stainless steel, double garment hook. Equipped with a concealed mounting bracket that is secured to a concealed wall plate. For general purpose use throughout the facility to hang various items of apparel.
A5200	Dispenser, Toilet Tissue, SS, 2-Roll, Surface Mntd	CC	1	A concealed surface mounted, double roll, satin finish stainless steel, toilet tissue dispenser. Unit accommodates two standard-core toilet tissue rolls through 5" in diameter. Spindles are chrome plated plastic with a heavy-duty internal spring and turn freely for non-controlled delivery. For general purpose use in restrooms.
F2010	Basket, Wastepaper, Step-On	VV	1	"Step-on" wastepaper basket with inner liner and foot pedal activated flip top.



Room Contents: UC GYN PATIENT TOILET, BLDG SPRT (SB172) – Cont'd.

JSN	Content Name	Acq Code	Qty	Description
P3100	Lavatory, Vitreous China, Slab Type	CC	1	Wall mounted, slab type, vitreous china, lavatory (approximate bowl size 7"x15"x10") with: faucet holes on 4" centers; gooseneck spout; wrist blade handles; and grid strainer. It shall be suitable for use in clinics, offices, washrooms or patient care area.
P9051	Toilet, Floor Mounted, Siphon Jet	CC	1	Siphon jet water closet/ toilet. This unit is floor mounted with an elongated bowl, top spud flushometer, seat with open front and check hinge, and carrier. Height does not include seat. Seat is not included with all vendors. See comments.





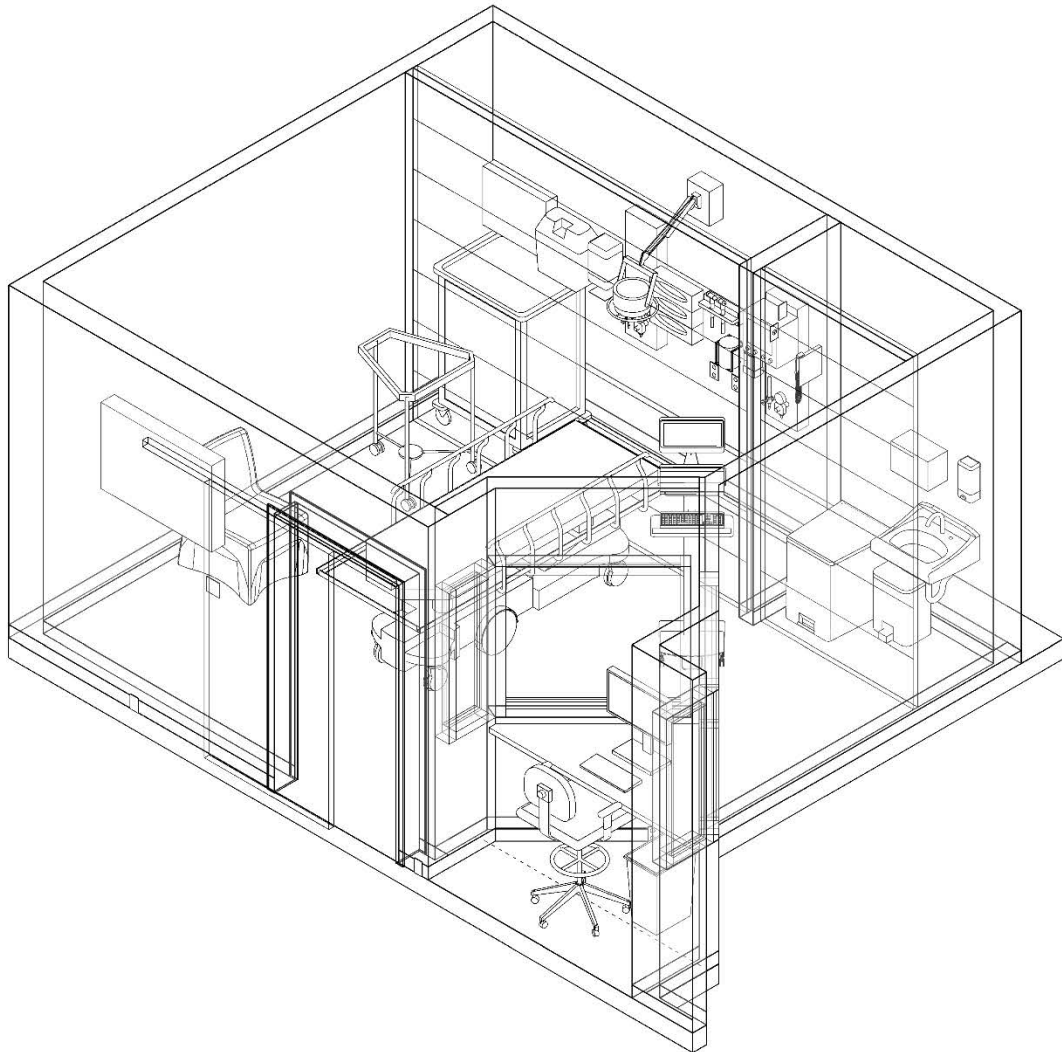
U.S. Department
of Veterans Affairs

URGENT CARE
MENTAL HEALTH EXAM / TREATMENT ROOM, UC (CUC25)
UC MH E/T NURSE OBSERVATION ALCOVE, CLNCL SPRT (SC149)
AXONOMETRIC

October 1, 2023

Plot Date: 8/11/2023 5:43:07 PM

SCALE:



DISCLAIMER: ROOM TEMPLATES ARE GRAPHICAL REPRESENTATIONS OF SELECTED ROOM TYPES THAT ILLUSTRATE VA PLANNING REQUIREMENTS FOR SPACE, ROOM CONTENTS, AND ROOM SPECIFIC ENGINEERING SYSTEMS. THEY PROVIDE TYPICAL CONFIGURATIONS, PLANNING CRITERIA, AND GENERAL TECHNICAL GUIDANCE, AND ARE NOT INTENDED TO BE PROJECT SPECIFIC REQUIREMENTS.




U.S. Department of Veterans Affairs

URGENT CARE
MENTAL HEALTH EXAM / TREATMENT ROOM, UC (CUC25)
UC MH E/T NURSE OBSERVATION ALCOVE, CLNCL SPRT (SC149)
INTERACTIVE 3D PDF

October 1, 2023

Plot Date: 8/11/2023 5:43:09 PM

SCALE:



DISCLAIMER: ROOM TEMPLATES ARE GRAPHICAL REPRESENTATIONS OF SELECTED ROOM TYPES THAT ILLUSTRATE VA PLANNING REQUIREMENTS FOR SPACE, ROOM CONTENTS, AND ROOM SPECIFIC ENGINEERING SYSTEMS. THEY PROVIDE TYPICAL CONFIGURATIONS, PLANNING CRITERIA, AND GENERAL TECHNICAL GUIDANCE, AND ARE NOT INTENDED TO BE PROJECT SPECIFIC REQUIREMENTS.



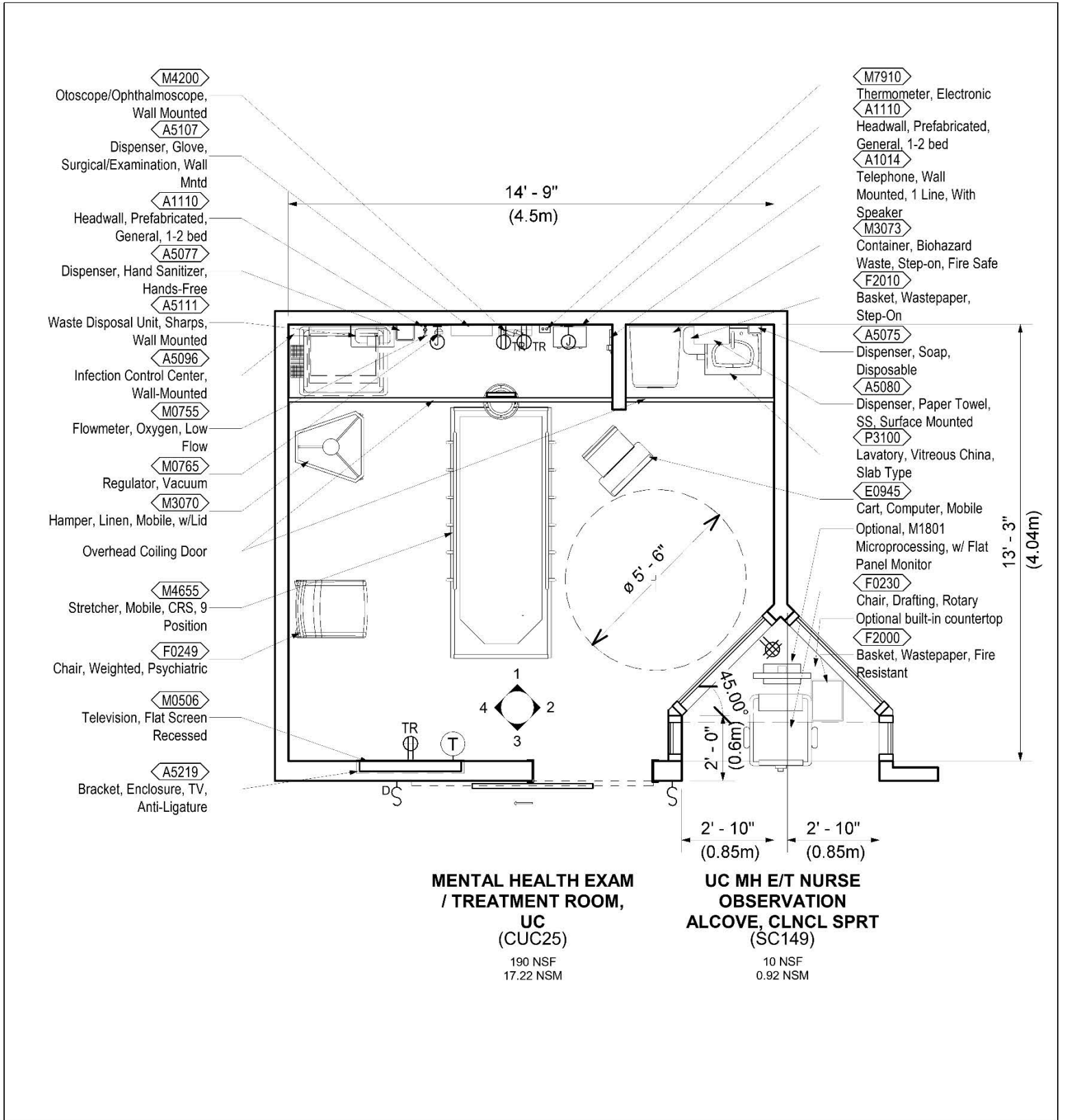
U.S. Department
of Veterans Affairs

URGENT CARE
MENTAL HEALTH EXAM / TREATMENT ROOM, UC (CUC25)
UC MH E/T NURSE OBSERVATION ALCOVE, CLNCL SPRT (SC149)
FLOOR PLAN (190 NSF / 17.22 NSM)

October 1, 2023

Plot Date: 8/11/2023 5:43:11 PM

SCALE: 1/4" = 1'-0"



DISCLAIMER: ROOM TEMPLATES ARE GRAPHICAL REPRESENTATIONS OF SELECTED ROOM TYPES THAT ILLUSTRATE VA PLANNING REQUIREMENTS FOR SPACE, ROOM CONTENTS, AND ROOM SPECIFIC ENGINEERING SYSTEMS. THEY PROVIDE TYPICAL CONFIGURATIONS, PLANNING CRITERIA, AND GENERAL TECHNICAL GUIDANCE, AND ARE NOT INTENDED TO BE PROJECT SPECIFIC REQUIREMENTS.

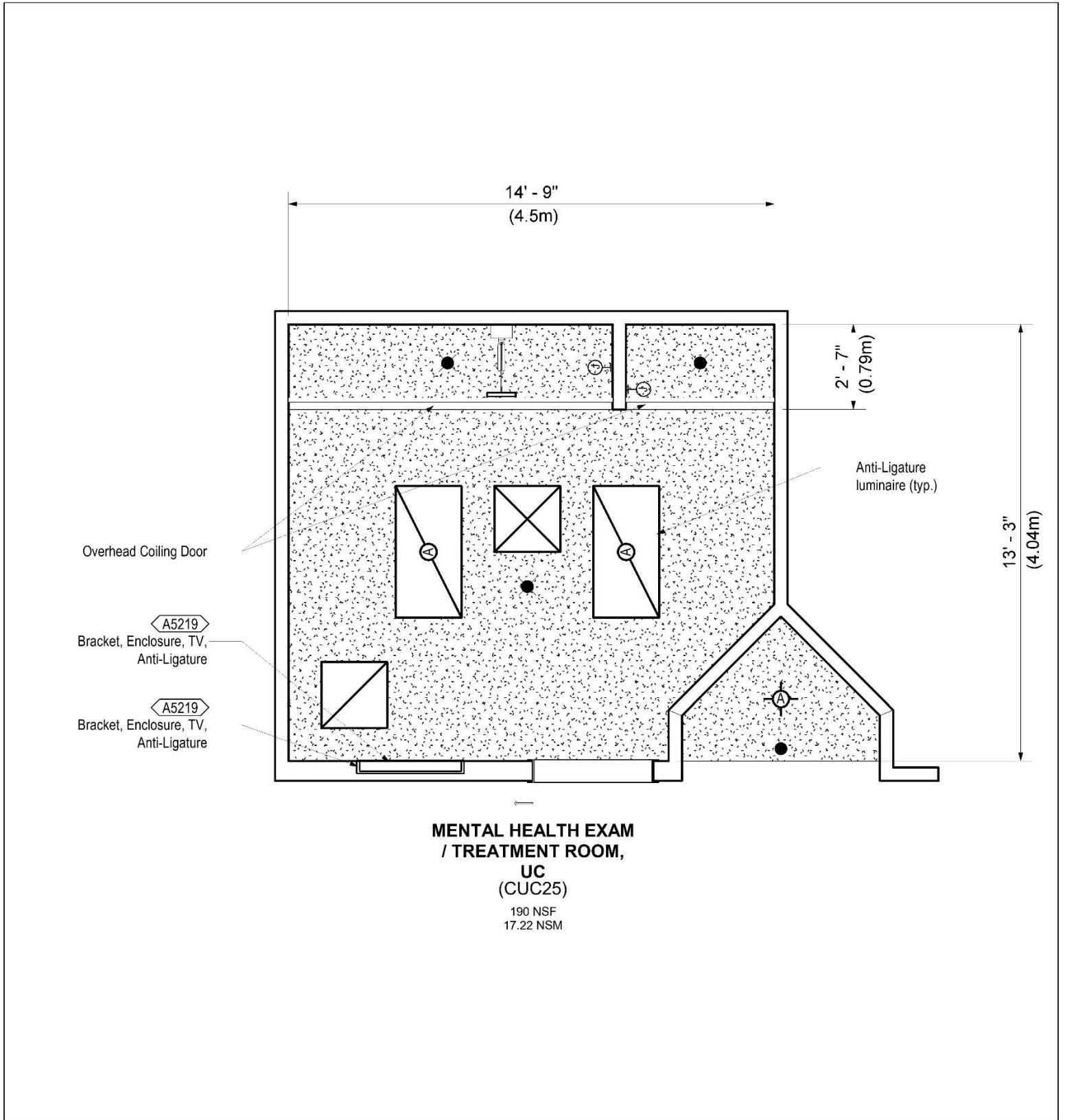


URGENT CARE
MENTAL HEALTH EXAM / TREATMENT ROOM, UC (CUC25)
UC MH E/T NURSE OBSERVATION ALCOVE, CLNCL SPRT (SC149)
REFLECTED CEILING PLAN

October 1, 2023

Plot Date: 8/11/2023 5:43:13 PM

SCALE: 1/4" = 1'-0"



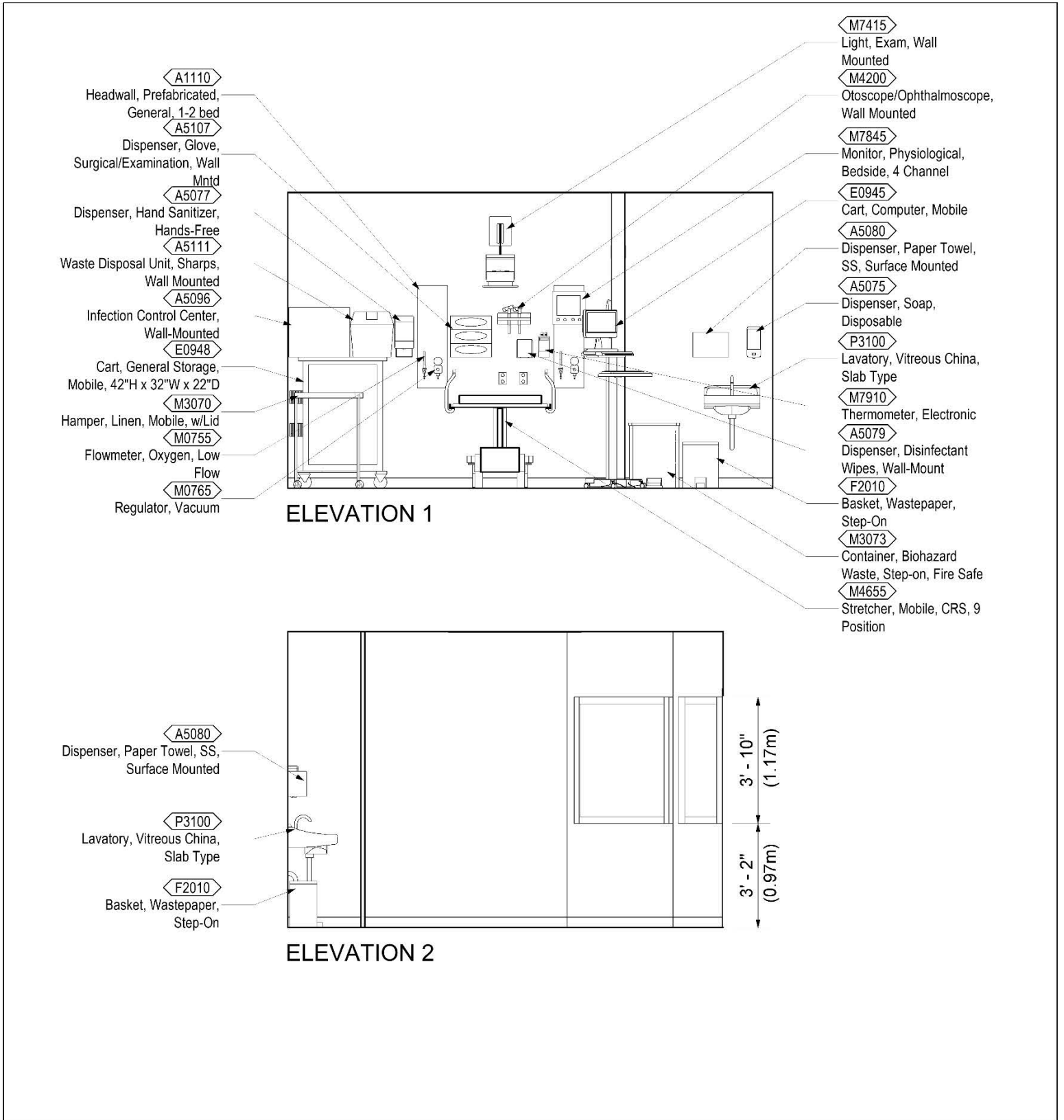
DISCLAIMER: ROOM TEMPLATES ARE GRAPHICAL REPRESENTATIONS OF SELECTED ROOM TYPES THAT ILLUSTRATE VA PLANNING REQUIREMENTS FOR SPACE, ROOM CONTENTS, AND ROOM SPECIFIC ENGINEERING SYSTEMS. THEY PROVIDE TYPICAL CONFIGURATIONS, PLANNING CRITERIA, AND GENERAL TECHNICAL GUIDANCE, AND ARE NOT INTENDED TO BE PROJECT SPECIFIC REQUIREMENTS.

URGENT CARE
 MENTAL HEALTH EXAM / TREATMENT ROOM, UC (CUC25)
 UC MH E/T NURSE OBSERVATION ALCOVE, CLNCL SPRT (SC149)
 ELEVATIONS

October 1, 2023

Plot Date: 8/11/2023 3:24:56 PM

SCALE: 1/4" = 1'-0"



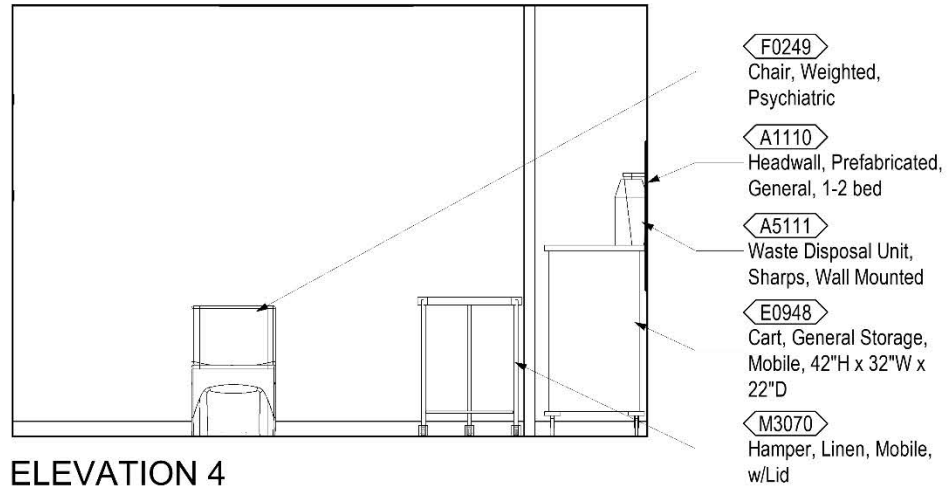
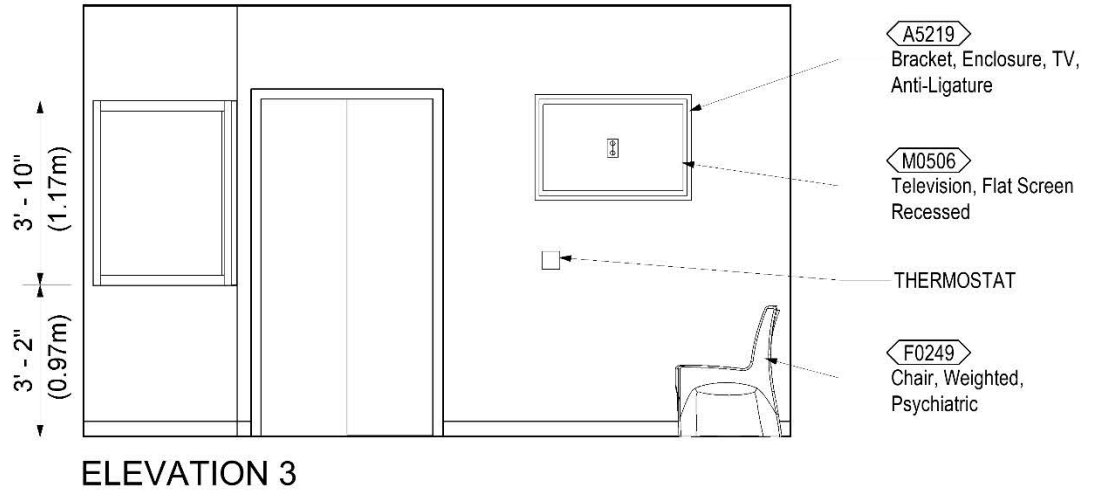
DISCLAIMER: ROOM TEMPLATES ARE GRAPHICAL REPRESENTATIONS OF SELECTED ROOM TYPES THAT ILLUSTRATE VA PLANNING REQUIREMENTS FOR SPACE, ROOM CONTENTS, AND ROOM SPECIFIC ENGINEERING SYSTEMS. THEY PROVIDE TYPICAL CONFIGURATIONS, PLANNING CRITERIA, AND GENERAL TECHNICAL GUIDANCE, AND ARE NOT INTENDED TO BE PROJECT SPECIFIC REQUIREMENTS.

URGENT CARE
 MENTAL HEALTH EXAM / TREATMENT ROOM, UC (CUC25)
 UC MH E/T NURSE OBSERVATION ALCOVE, CLNCL SPRT (SC149)
 ELEVATIONS

October 1, 2023

Plot Date: 8/11/2023 3:24:59 PM

SCALE: 1/4" = 1'-0"



**Room Data: Mental Health
Exam/Treatment Room, UC (CUC25)**

ARCHITECTURAL & INTERIOR DESIGN

Ceiling Finish: m: GWB f: P
 Ceiling Height: 9'-0" (2700mm)
 Wall Finish: m: GWB [64] f: P
 Wainscot: m: RWC h: 4'-0"
 Base: m: RB h: 4" (100mm)
 Floor Finish: m: LVT
 Slab Depression: No
 Sound Protection: STC 40
 Doors: m: Wood f: S t: 19 s: V
 Hardware Nr: NA
 Notes:

1. Manual ligature resistant sliding door. Custom Specification Section required. Basis of Design: Accurate Lock & Hardware LR-SDS.

HVAC

Refer to HVAC Design Manual Design in accordance with project requirements. Refer to the current version of Chapter 6, "Mechanical Room Data Sheets" for room temperatures, humidity range, room air change requirements, noise level, pressurization and other information.

PLUMBING AND MEDICAL GASES

Cold Water: Yes
 Hot Water: Yes
 Sanitary Drain: Yes
 Medical Air: No
 Medical Vacuum: Minimum 2 outlet/station
 Oxygen: Minimum 2 outlet/station

FIRE PROTECTION

Provide "Institutional" type quick response sprinklers. Refer to Fire Protection Design Manual for further guidance on fire suppression and fire alarm device type and placement in accordance with project requirements.

POWER

Refer to the latest VA Electrical Design Manual for general electrical requirements.

Normal Power: To be connected to selected receptacles and equipment.

Emergency Power: Critical branch of the EES (Essential Electrical System), if provided, to be connected to selected receptacles and equipment.

Notes:

1. Coordinate electrical power requirements with specific vendor equipment.

LIGHTING

Refer to the latest VA Lighting Design Manual section 4.4.7 – Behavioral Health Examination and Treatment Room for lighting design considerations.

**TELECOMMUNICATION/
SPECIAL TELECOMMUNICATION SYSTEMS**

Data:	Yes
Telephone:	Yes
Cable Television	Yes
Duress Alarm	No
Electronic Access and Door Control	No
Intercom:	No
Motion Intrusion Detection (MID)	No
Nurse Call:	Yes
Code Blue	Yes
Public Address:	No
Security Surveillance Television (SSTV)	No
VA Satellite TV:	No
Video Conferencing (VTEL):	No
Count Down Clock:	No



Room Contents: Mental Health Exam/Treatment Room, UC (CUC25)

JSN	Content Name	Acq Code	Qty	Description
A1010	Telecommunication Outlet	CC	4	Telecommunication outlet location.
A1014	Telephone, Wall Mounted, 1 Line, With Speaker	VV	1	Telephone, wall mounted, 1 line, with speaker.
A1110	Headwall, Prefabricated, General, 1-2 bed	CC	2	1-2 bed, general, prefabricated headwall. Unit consists of a patient service module for general care, single or double bed type. It contains lighting, medical gases, electrical outlets, nurse call and bed bumper. Specify number and type of medical gas and electrical outlets. Size of module will vary by type and configuration of outlets.
A5075	Dispenser, Soap, Disposable	VV	1	Disposable soap dispenser. One-handed dispensing operation. Designed to accommodate disposable soap cartridge and valve.
A5077	Dispenser, Hand Sanitizer, Hands-Free	VV	1	A touch free wall-mounted hand sanitizer dispenser. For use throughout a healthcare facility. Unit does not include the sanitizing liquid. Units are battery operated.
A5080	Dispenser, Paper Towel, SS, Surface Mounted	CC	1	A surface mounted, satin finish stainless steel, single-fold, paper towel dispenser. Dispenser features: tumbler lock; front hinged at bottom; and refill indicator slot. Minimum capacity 400 single-fold paper towels. For general purpose use throughout the facility.
A5096	Infection Control Center, Wall-Mounted	VV	1	Wall mounted infection control center designed for public waiting and reception areas. Provides spaces for dispensing sanitizer, masks and tissues. Available in a variety of finishes and wood framing material.
A5107	Dispenser, Glove, Surgical/Examination, Wall Mntd	VV	1	Examination three (Small Medium, Large) glove dispenser box for wall mounting. Fabricated of either cold rolled steel with a white baked enamel finish, plastic or acrylic. Hardware not included, Option 3 powder coated steel.
A5111	Waste Disposal Unit, Sharps Wall Mount	VC	1	The unit is designed for the disposal of sharps and complies with OSHA guidelines for the handling of sharps. It shall house a 5 quart container and be capable of being mounted on a wall. The unit shall be secured by a locked enclosure.
A5219	Bracket, Television Enclosure, Anti-Ligature	VV	1	Anti-Ligature TV enclosure typically found in Behavioral Health. Enclosures are custom made to fit multiple TV sizes with anti ligature design. Enclosure should be flushed mounted to the wall to prevent access to the mounting bracket or electrical cables. Enclosure should have a high strength screw security system to prevent tamper or theft. Some enclosures may have a sloped top with smooth curved edges and no external seams.



Room Contents: Mental Health Exam/Treatment Room, UC (CUC25) – Cont'd.

JSN	Content Name	Acq Code	Qty	Description
E0945	Cart, Computer, Mobile	VV	1	A mobile computer cart for use throughout the facility. The cart dimensions will be approximately 45" H x 30" W x 22" D with casters. May include drawers and miscellaneous other accessories that will be determined at time of purchase. This Typical may include: 1 Cart Body, w/Computer Support, Style-A Narrow, w/Raised Edge Top 1 Flip-Up Shelf 1 Sharps Container Holder 1 Wastebasket 1 Chart Holder 2 Drawers, 3"H 2 Drawers, 6"H 3 Accessory Rail, Side Drawer Organizer Bins
E0948	Cart, General Storage, Mobile, 42"H x 32"W x 22"D	VV	1	THIS TYPICAL INCLUDES: 1 Cart Body, Style-A Narrow, w/Raised Edge Top 2 Drawers, 3" H 4 Drawers, 6" H 1 Accessory Rail, Side Drawer Organizer Bins
F0249	Chair, Weighted, Psychiatric	VV	1	Chair, without arms, has rounded edges and is weighted to prevent lifting the chair. Intended use in Mental Health areas.
F2000	Basket, Wastepaper, Fire Resistant	VV	1	Wastepaper basket, fire resistant, approximately 40 quart capacity. This unit is used to collect and temporarily store small quantities of paper refuse in patient rooms, administrative areas and nursing stations. Size and shape varies depending on the application and manufacturer selected.
F2010	Basket, Wastepaper, Step-On	VV	1	"Step-on" wastepaper basket with inner liner and foot pedal activated flip top.
M0506	Television, Flat Screen	VV	1	Flat screen television with approximately 32" to 40' diagonal screen size. The TV will have built-in speakers, NTSC tuner, a 16:9 wide screen aspect ratio, a minimum of 1280 x 768 resolution and a remote control.
M0755	Flowmeter, Oxygen, Low Flow	VV	2	Oxygen flowmeter. Consists of a clear crystal flowtube calibrated to 3.5 or 8 LPM depending on manufacturer. For oxygen regulation in hospital settings. Database pricing includes DISS fitting and DISS power outlet and wall adapter. Other fitting and adapter configurations are available.



Room Contents: Mental Health Exam/Treatment Room, UC (CUC25) – Cont'd.

JSN	Content Name	Acq Code	Qty	Description
M0765	Regulator, Vacuum	VV	2	Vacuum pressure regulator for connection to central piped vacuum system. Standard display scale is graduated at least from 0 to 200 mm Hg of vacuum. Displays on specialized regulators may cover other vacuum ranges. Regulator type (continuous, intermittent, continuous/intermittent, surgical, pediatric, thoracic, etc.) as required. To be used in delivery, neonatal, pediatrics or any area where suction is required. Database pricing reflects continuous regulators graduated to 200 mm Hg with a full line vacuum selection switch and DISS configured inlets and outlets.
M3070	Hamper, Linen, Mobile, w/Lid	VV	1	Mobile linen hamper with hand or foot operated lid. Made of heavy tubular stainless steel with heavy gauge welded steel platform. Holds 25" hamper bags. Mounted on ball bearing casters. For linen transport in hospitals and clinics.
M3073	Container, Biohazard Waste, Step-on, Fire Safe	VV	1	A biohazard waste container with a step-on lid. The container will have a capacity of approximately 12 gallons and be made of a fire safe material.
M4200	Otoscope/Ophthalmoscope, Wall Mounted	VV	1	Wall mounted otoscope and ophthalmoscope. Includes 6 foot line cord and plug and accepts and includes two handles. Contains head turn-on/turn-off, built-in speculum tray and 8 foot coiled cords. Unit is designed for use in patient exam rooms.
M4655	Stretcher, Mobile, CRS, 9 Position	VV	1	Mobile stretcher. All corrosion resistant stainless steel construction. It consists of a tubular frame with side rails, a 9-position hydraulic base with pneumatic fowler adjustment, and a 2" pad. Unit is mounted on 8" conductive casters. Designed for patient transport as well as for minor surgical procedures.
M7415	Light, Exam, Wall Mounted	CC	1	Wall mounted examination light. Unit features high intensity color-corrected lighting, a tungsten halogen lamp and a supporting arm with minimum reach of 45 inches. Physical dimensions refer to the retracted light; one length of the dual swing arm from the wall mount in width and depth and the combined height of the lamp head and folded arms. See manufacturer's requirements for screws and pull-out strengths for mounting. Unit may also have a center mount detachable and sterilizable control handle. The unit is used in clinical treatment rooms and hospital rooms.



Room Contents: Mental Health Exam/Treatment Room, UC (CUC25) – Cont'd.

JSN	Content Name	Acq Code	Qty	Description
M7845	Monitor, Physiological, Bedside, 4 Channel	VV	1	4 channel bedside physiological monitor. The unit consist of a four-channel non-fade monochrome display monitor, an alarm system and printer-recording capabilities. The monitor has color coded controls and automatic calibration. The unit displays up to four waveforms simultaneously. The parameters to be monitored are user selectable. The monitor may be connected to a central monitoring station. The unit monitors patients in most acute care areas, step-down units, procedure rooms and emergency rooms.
M7910	Thermometer, Electronic	VV	1	Electronic thermometer. Pocket size unit with easy to read zero Fahrenheit or zero Centigrade LCD display in approximately 20 seconds. Battery operated and enclosed in a heavy duty plastic case. Unit is hand-held portable and may be stand or wall mounted. For patient body temperature readings.
P3100	Lavatory, Vitreous China, Slab Type	CC	1	Wall mounted, slab type, vitreous china, lavatory (approximate bowl size 7"x15"x10") with: faucet holes on 4" centers; gooseneck spout; wrist blade handles; and grid strainer. It shall be suitable for use in clinics, offices, washrooms or patient care area.

Room Contents: MH E/T Nurse Observation Alcove, CIncl Sprt (SC149)

JSN	Content Name	Acq Code	Qty	Description
A1010	Telecommunication Outlet	CC	1	Telecommunication outlet location.
F0230	Chair, Drafting, Rotary	VV	1	Drafting chair approximately 47" high X 20" wide X 20" deep with rotary stool and a 5 (five) star base with casters. Padded seat and back. Foot ring adjusts with chair.
F2000	Basket, Wastepaper, Fire Resistant	VV	1	Wastepaper basket, fire resistant, approximately 40 quart capacity. This unit is used to collect and temporarily store small quantities of paper refuse in patient rooms, administrative areas and nursing stations. Size and shape varies depending on the application and manufacturer selected.



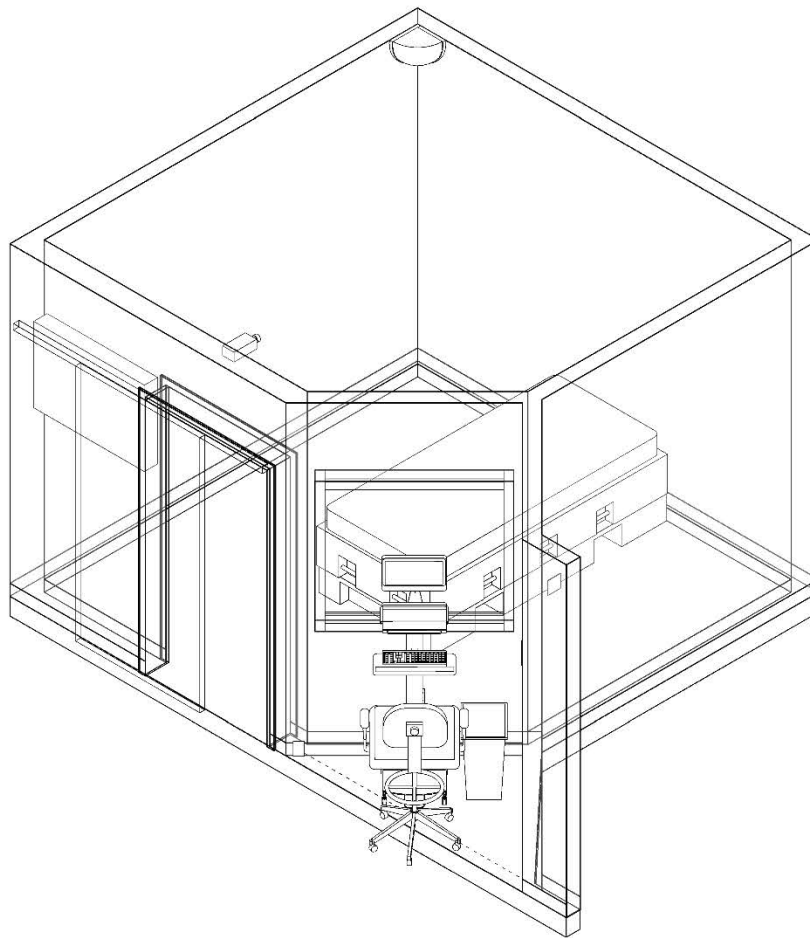


URGENT CARE
MENTAL HEALTH INTERVENTION ROOM, UC (CUC26)
UC MH INTERVENTION RM NURSE OBSERVATION ALCOVE, CLNCL SPRT (SC149)
AXONOMETRIC

October 1, 2023

Plot Date: 8/11/2023 3:25:37 PM

SCALE:



DISCLAIMER: ROOM TEMPLATES ARE GRAPHICAL REPRESENTATIONS OF SELECTED ROOM TYPES THAT ILLUSTRATE VA PLANNING REQUIREMENTS FOR SPACE, ROOM CONTENTS, AND ROOM SPECIFIC ENGINEERING SYSTEMS. THEY PROVIDE TYPICAL CONFIGURATIONS, PLANNING CRITERIA, AND GENERAL TECHNICAL GUIDANCE, AND ARE NOT INTENDED TO BE PROJECT SPECIFIC REQUIREMENTS.




U.S. Department of Veterans Affairs

URGENT CARE
MENTAL HEALTH INTERVENTION ROOM, UC (CUC26)
UC MH INTERVENTION RM NURSE OBSERVATION ALCOVE, CLNCL SPRT (SC149)
INTERACTIVE 3D PDF

October 1, 2023

Plot Date: 8/11/2023 3:25:39 PM

SCALE:



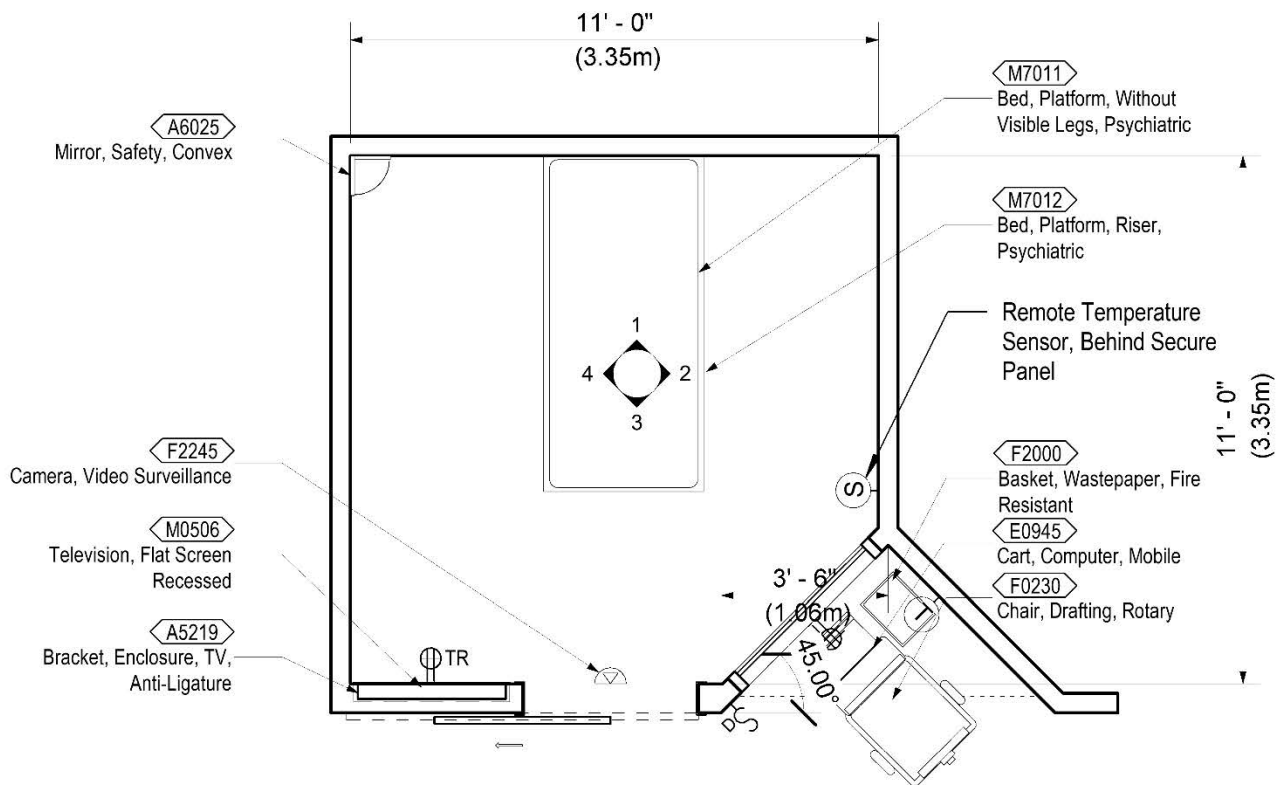
DISCLAIMER: ROOM TEMPLATES ARE GRAPHICAL REPRESENTATIONS OF SELECTED ROOM TYPES THAT ILLUSTRATE VA PLANNING REQUIREMENTS FOR SPACE, ROOM CONTENTS, AND ROOM SPECIFIC ENGINEERING SYSTEMS. THEY PROVIDE TYPICAL CONFIGURATIONS, PLANNING CRITERIA, AND GENERAL TECHNICAL GUIDANCE, AND ARE NOT INTENDED TO BE PROJECT SPECIFIC REQUIREMENTS.



URGENT CARE
 MENTAL HEALTH INTERVENTION ROOM, UC (CUC26)
 UC MH INTERVENTION RM NURSE OBSERVATION ALCOVE, CLNCL SPRT (SC149)
 FLOOR PLAN (115 NSF / 10.75 NSM) October 1, 2023

Plot Date: 8/11/2023 3:25:41 PM

SCALE: 1/4" = 1'-0"



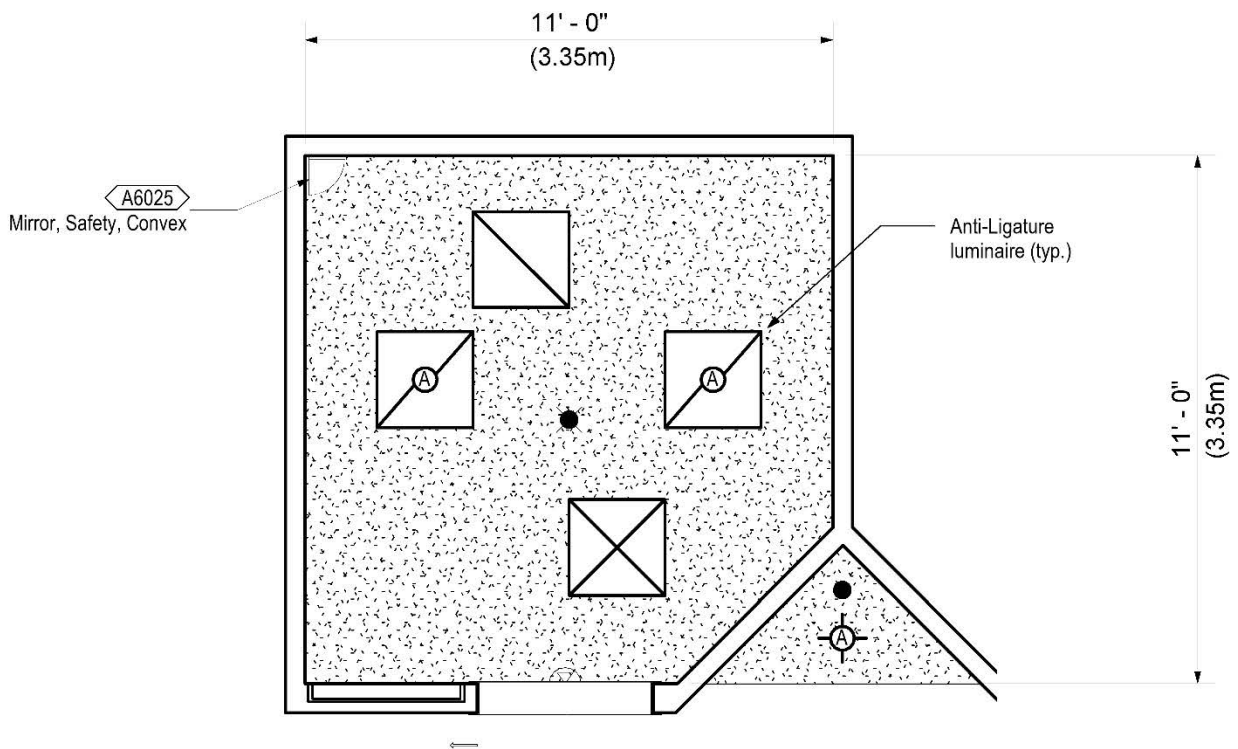
<p>MENTAL HEALTH INTERVENTION ROOM, UC (CUC26) 115 NSF 10.75 NSM</p>	<p>UC MH INTERVENTION ROOM NURSE OBSERVATION ALCOVE, CLNCL SPRT (SC149) 10 NSF 0.92 NSM</p>
--	--



URGENT CARE
MENTAL HEALTH INTERVENTION ROOM, UC (CUC26)
UC MH INTERVENTION RM NURSE OBSERVATION ALCOVE, CLNCL SPRT (SC149)
REFLECTED CEILING PLAN
October 1, 2023

Plot Date: 8/11/2023 3:25:43 PM

SCALE: 1/4" = 1'-0"



MENTAL HEALTH INTERVENTION ROOM, UC (CUC26)	UC MH INTERVENTION ROOM NURSE OBSERVATION ALCOVE, CLNCL SPRT (SC149)
115 NSF 10.75 NSM	10 NSF 0.92 NSM

DISCLAIMER: ROOM TEMPLATES ARE GRAPHICAL REPRESENTATIONS OF SELECTED ROOM TYPES THAT ILLUSTRATE VA PLANNING REQUIREMENTS FOR SPACE, ROOM CONTENTS, AND ROOM SPECIFIC ENGINEERING SYSTEMS. THEY PROVIDE TYPICAL CONFIGURATIONS, PLANNING CRITERIA, AND GENERAL TECHNICAL GUIDANCE, AND ARE NOT INTENDED TO BE PROJECT SPECIFIC REQUIREMENTS.

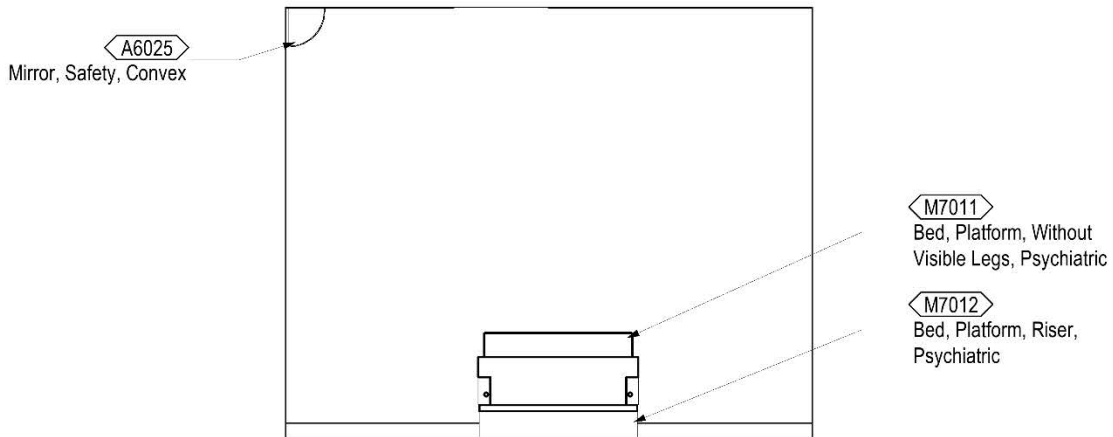


URGENT CARE
MENTAL HEALTH INTERVENTION ROOM, UC (CUC26)
UC MH INTERVENTION RM NURSE OBSERVATION ALCOVE, CLNCL SPRT (SC149)
ELEVATIONS

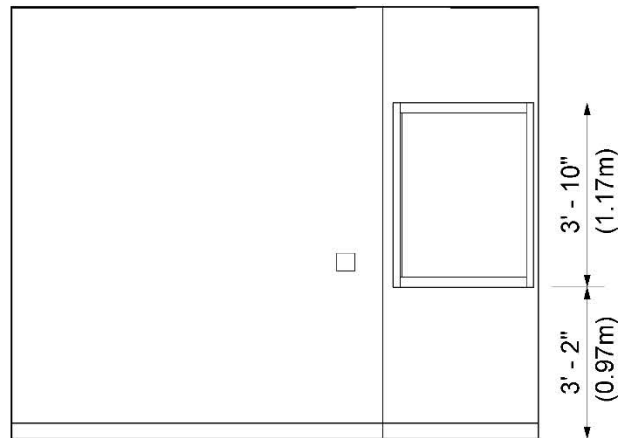
October 1, 2023

Plot Date: 8/11/2023 3:25:45 PM

SCALE: 1/4" = 1'-0"



ELEVATION 1



ELEVATION 2

DISCLAIMER: ROOM TEMPLATES ARE GRAPHICAL REPRESENTATIONS OF SELECTED ROOM TYPES THAT ILLUSTRATE VA PLANNING REQUIREMENTS FOR SPACE, ROOM CONTENTS, AND ROOM SPECIFIC ENGINEERING SYSTEMS. THEY PROVIDE TYPICAL CONFIGURATIONS, PLANNING CRITERIA, AND GENERAL TECHNICAL GUIDANCE, AND ARE NOT INTENDED TO BE PROJECT SPECIFIC REQUIREMENTS.

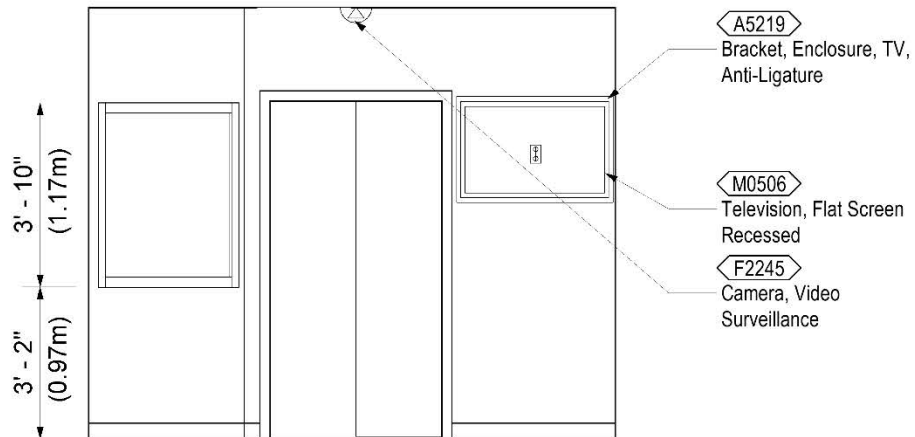


URGENT CARE
MENTAL HEALTH INTERVENTION ROOM, UC (CUC26)
UC MH INTERVENTION RM NURSE OBSERVATION ALCOVE, CLNCL SPRT (SC149)
ELEVATIONS

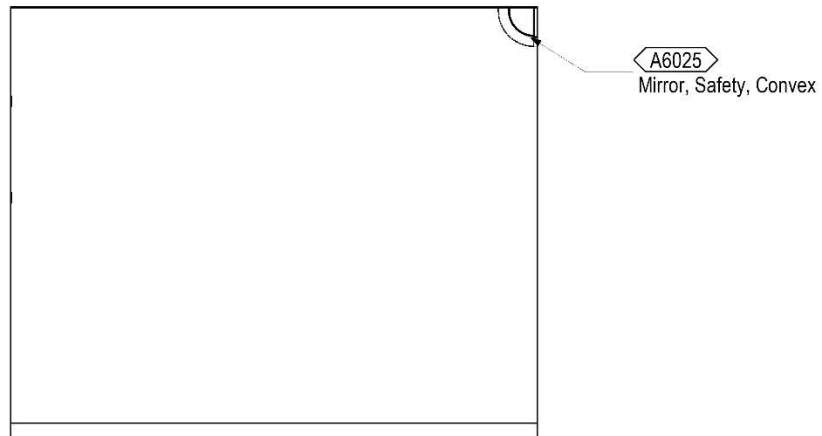
October 1, 2023

Plot Date: 8/11/2023 3:25:48 PM

SCALE: 1/4" = 1'-0"



ELEVATION 3



ELEVATION 4

Room Data: Mental Health Intervention Room, UC (CUC26)**ARCHITECTURAL & INTERIOR DESIGN**

Ceiling Finish:	m: GWB f: SC
Ceiling Height:	9'-0" (2700mm)
Wall Finish:	m: GWB [45,64] f: SC
Wainscot:	No
Base:	m: RF or WSF h: 4" (100mm)
Floor Finish:	m: RF or WSF
Slab Depression:	No
Sound Protection:	STC 45
Doors:	m: Wood f: S t: 19 s: V
Hardware Nr:	NA

Notes:

1. Manual ligature resistant sliding door. Custom Specification Section required. Basis of Design: Accurate Lock & Hardware LR-SDS.

HVAC

Refer to HVAC Design Manual Design in accordance with project requirements. Refer to the current version of Chapter 6, "Mechanical Room Data Sheets" for room temperatures, humidity range, room air change requirements, noise level, pressurization and other information.

PLUMBING AND MEDICAL GASES

Cold Water:	No
Hot Water:	No
Sanitary Drain:	No
Medical Air:	No
Medical Vacuum:	No
Oxygen:	No

FIRE PROTECTION

Provide "institutional" type quick response sprinklers. Refer to Fire Protection Design Manual for further guidance on fire suppression and fire alarm device type and placement in accordance with project requirements.

POWER

Refer to the latest VA Electrical Design Manual for general electrical requirements.

Normal Power: To be connected to selected receptacles and equipment.

Emergency Power: Critical branch of the EES (Essential Electrical System), if provided, to be connected to selected receptacles and equipment.

Notes:

1. Coordinate electrical power requirements with specific vendor equipment.

LIGHTING

Refer to the latest VA Lighting Design Manual section 4.4.7 – Behavioral Health Examination and Treatment Room for lighting design considerations.

**TELECOMMUNICATION/
SPECIAL TELECOMMUNICATION SYSTEMS**

Data:	Yes
Telephone:	No
Cable Television	Yes
Duress Alarm	No
Electronic Access and Door Control	No
Intercom:	No
Motion Intrusion Detection (MID)	No
Nurse Call:	No
Code Blue	No
Public Address:	No
Security Surveillance Television (SSTV)	No
VA Satellite TV:	No
Video Conferencing (VTEL):	No
Count Down Clock:	No



Room Contents: Mental Health Intervention Room, UC (CUC26)

JSN	Content Name	Acq Code	Qty	Description
A5219	Bracket, Television Enclosure, Anti-Ligature	VV	1	Anti-Ligature TV enclosure typically found in Behavioral Health. Enclosures are custom made to fit multiple TV sizes with anti ligature design. Enclosure should be flushed mounted to the wall to prevent access to the mounting bracket or electrical cables. Enclosure should have a high strength screw security system to prevent tamper or theft. Some enclosures may have a sloped top with smooth curved edges and no external seams.
A6025	Mirror, Safety, Convex	CC	1	Shall be an 18 inch convex circular mirror. It shall provide a 160-degree wide-field viewing area. The mirror shall be made of shatterproof acrylic or unbreakable polycarbonate. Shall come with mounting bracket.
F2245	Camera, Video Surveillance, HD, IP Powered	VV	1	A high definition, full functional video surveillance camera. The camera is capable of full 1080p resolution at 30 frames per second while optimizing network usage with H.264, MPEG-4 and JPEG compression formats. Camera will have an open, standards-based design providing a platform for integration and operation as an independent device or as part of a surveillance network.
M0506	Television, Flat Screen	VV	1	Flat screen television with approximately 32" to 40' diagonal screen size. The TV will have built-in speakers, NTSC tuner, a 16:9 wide screen aspect ratio, a minimum of 1280 x 768 resolution and a remote control.
M7011	Bed, Platform, Without Visible Legs, Psychiatric	VV	1	Platform bed and mattress with enclosed under carriage, no visible legs. Provided with 5/8" plywood deck, eight restraint holders, two at head and foot, three at each side, concealed steel frame, and means to bolt to the floor. Sides and ends are finished wood panels.
M7012	Bed, Platform Riser, Psychiatric	VV	1	A free standing or floor mounted bed riser to pair with the Attenda Floor Mount Bed (see M7011) for staff friendly height, easy patient egress and convenient use of a patient lift device. The riser will be fire-retardant, high-impact molded polyethylene and chemically resistant to common solutions found in a healthcare environment.



Room Contents: MH Intervention Room Nurse Observation Alcove, CIncl Sprt (SC149)

JSN	Content Name	Acq Code	Qty	Description
A1010	Telecommunication Outlet	CC	1	Telecommunication outlet location.
E0945	Cart, Computer, Mobile	VV	1	<p>A mobile computer cart for use throughout the facility. The cart dimensions will be approximately 45" H x 30" W x 22" D with casters. May include drawers and miscellaneous other accessories that will be determined at time of purchase.</p> <p>This Typical may include:</p> <ul style="list-style-type: none"> 1 Cart Body, w/Computer Support, Style-A Narrow, w/Raised Edge Top 1 Flip-Up Shelf 1 Sharps Container Holder 1 Wastebasket 1 Chart Holder 2 Drawers, 3"H 2 Drawers, 6"H 3 Accessory Rail, Side Drawer Organizer Bins
F0230	Chair, Drafting, Rotary	VV	1	Drafting chair approximately 47" high X 20" wide X 20" deep with rotary stool and a 5 (five) star base with casters. Padded seat and back. Foot ring adjusts with chair.
F2000	Basket, Wastepaper, Fire Resistant	VV	1	Wastepaper basket, fire resistant, approximately 40 quart capacity. This unit is used to collect and temporarily store small quantities of paper refuse in patient rooms, administrative areas and nursing stations. Size and shape varies depending on the application and manufacturer selected.





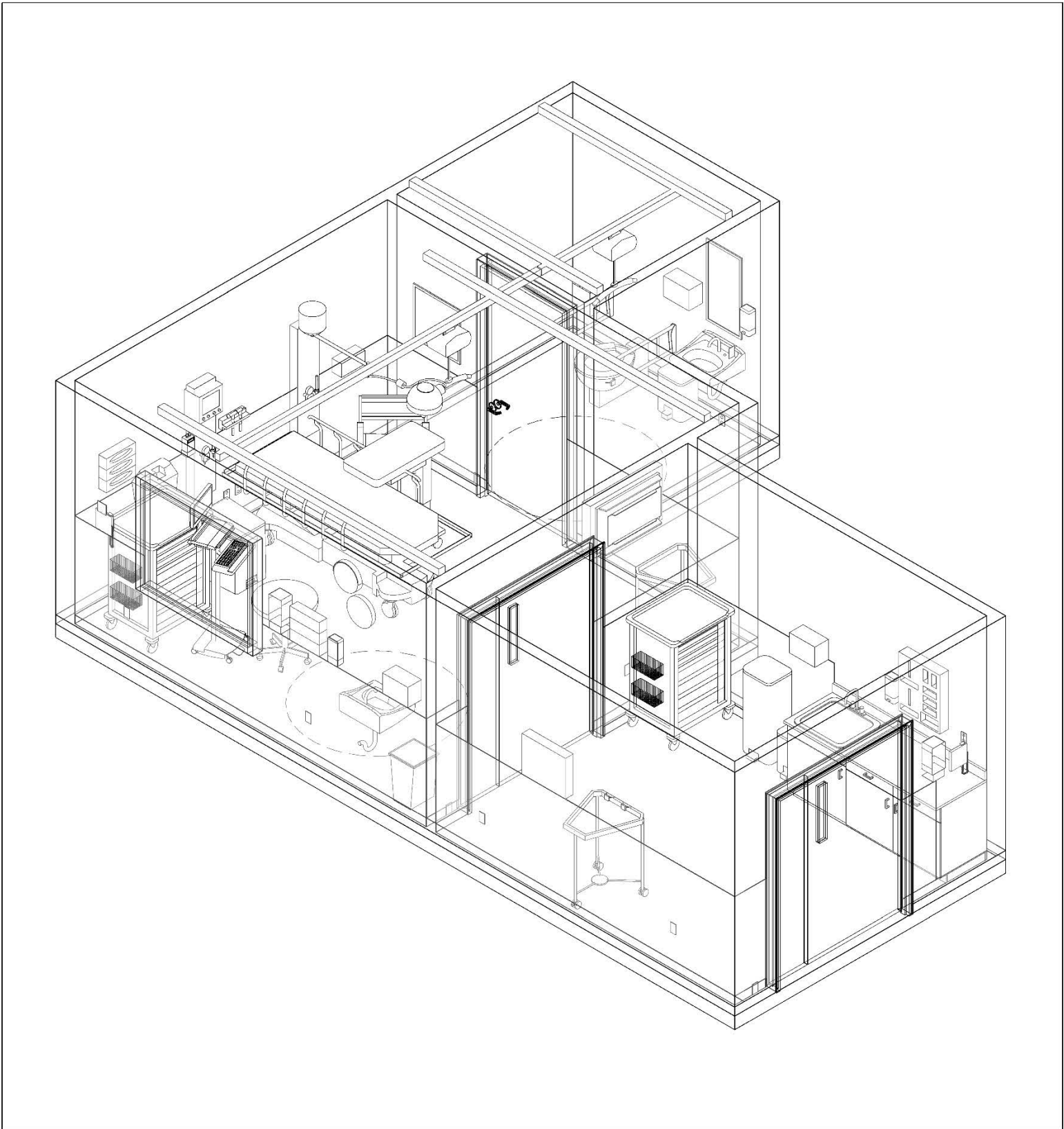
U.S. Department of Veterans Affairs

URGENT CARE
AIRBORNE INFECTION ISOLATION (AII) EXAM / TREATMENT ROOM, UC (CUC27)
AIRBORNE INFECTION ISOLATION (AII) ANTEROOM, UC (CUC28)
UC AIRBORNE INFECTION ISOLATION (AII) PATIENT TOILET, BLDG SPRT (SB190)
AXONOMETRIC

October 1, 2023

Plot Date: 8/11/2023 3:34:07 PM

SCALE:



DISCLAIMER: ROOM TEMPLATES ARE GRAPHICAL REPRESENTATIONS OF SELECTED ROOM TYPES THAT ILLUSTRATE VA PLANNING REQUIREMENTS FOR SPACE, ROOM CONTENTS, AND ROOM SPECIFIC ENGINEERING SYSTEMS. THEY PROVIDE TYPICAL CONFIGURATIONS, PLANNING CRITERIA, AND GENERAL TECHNICAL GUIDANCE, AND ARE NOT INTENDED TO BE PROJECT SPECIFIC REQUIREMENTS.




U.S. Department of Veterans Affairs

URGENT CARE
AIRBORNE INFECTION ISOLATION (AII) EXAM / TREATMENT ROOM, UC (CUC27)
AIRBORNE INFECTION ISOLATION (AII) ANTEROOM, UC (CUC28)
UC AIRBORNE INFECTION ISOLATION (AII) PATIENT TOILET, BLDG SPRT (SB190)
INTERACTIVE 3D PDF
October 1, 2023

Plot Date: 8/11/2023 3:34:09 PM

SCALE:

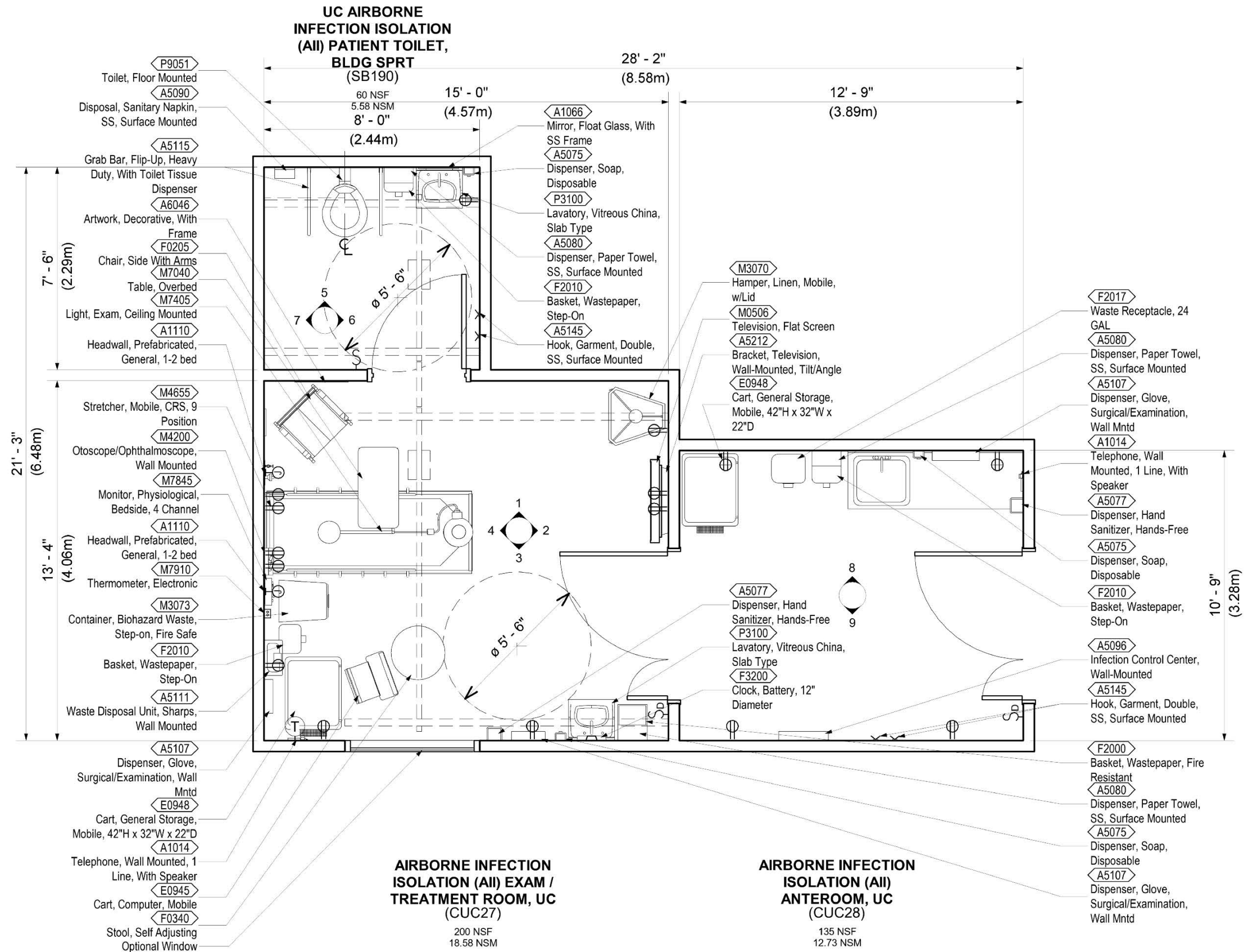


DISCLAIMER: ROOM TEMPLATES ARE GRAPHICAL REPRESENTATIONS OF SELECTED ROOM TYPES THAT ILLUSTRATE VA PLANNING REQUIREMENTS FOR SPACE, ROOM CONTENTS, AND ROOM SPECIFIC ENGINEERING SYSTEMS. THEY PROVIDE TYPICAL CONFIGURATIONS, PLANNING CRITERIA, AND GENERAL TECHNICAL GUIDANCE, AND ARE NOT INTENDED TO BE PROJECT SPECIFIC REQUIREMENTS.



Plot Date: 8/11/2023 3:33:47 PM

SCALE: 1/4" = 1'-0"

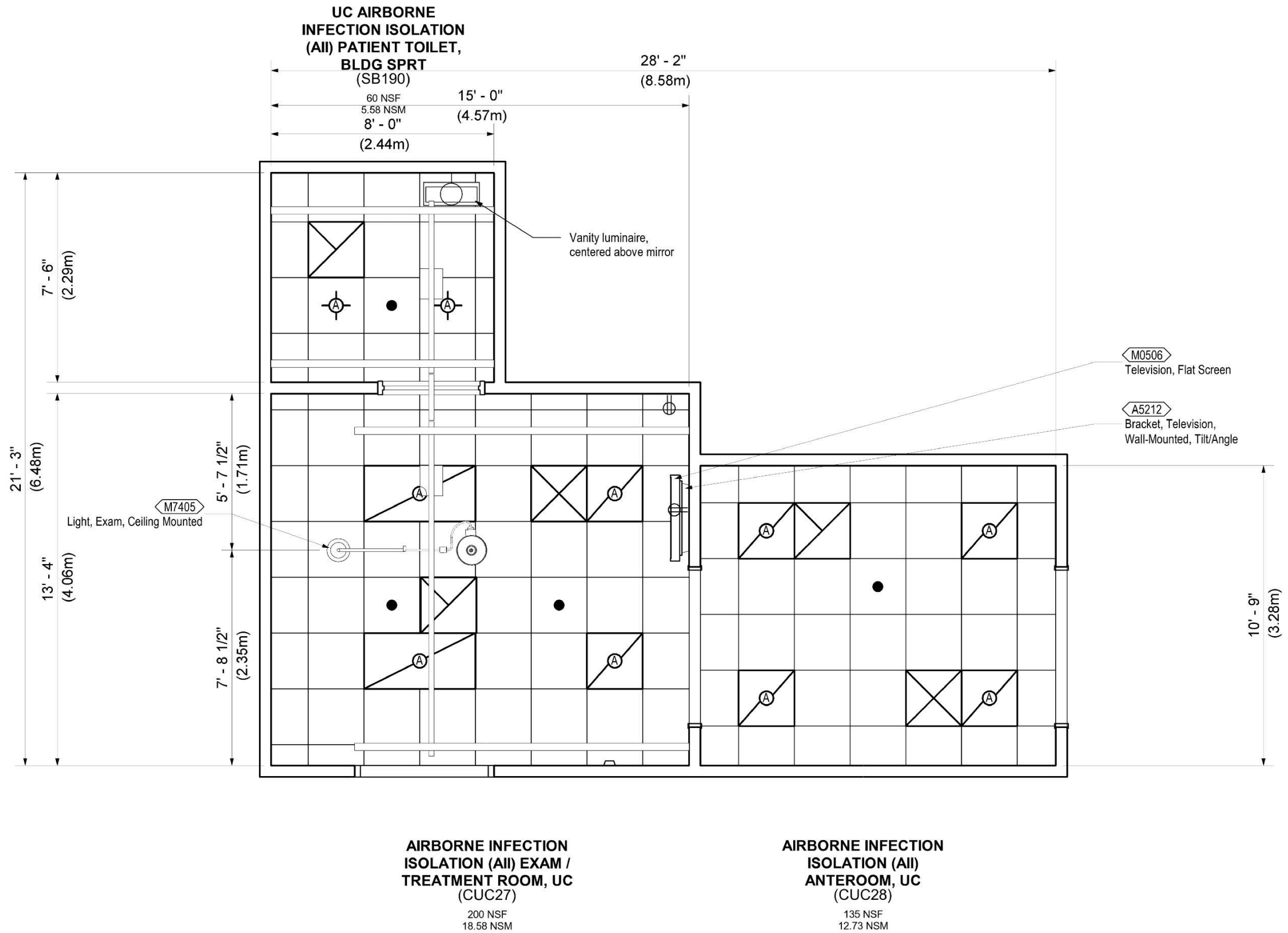


DISCLAIMER: ROOM TEMPLATES ARE GRAPHICAL REPRESENTATIONS OF SELECTED ROOM TYPES THAT ILLUSTRATE VA PLANNING REQUIREMENTS FOR SPACE, ROOM CONTENTS, AND ROOM SPECIFIC ENGINEERING SYSTEMS. THEY PROVIDE TYPICAL CONFIGURATIONS, PLANNING CRITERIA, AND GENERAL TECHNICAL GUIDANCE, AND ARE NOT INTENDED TO BE PROJECT SPECIFIC REQUIREMENTS.



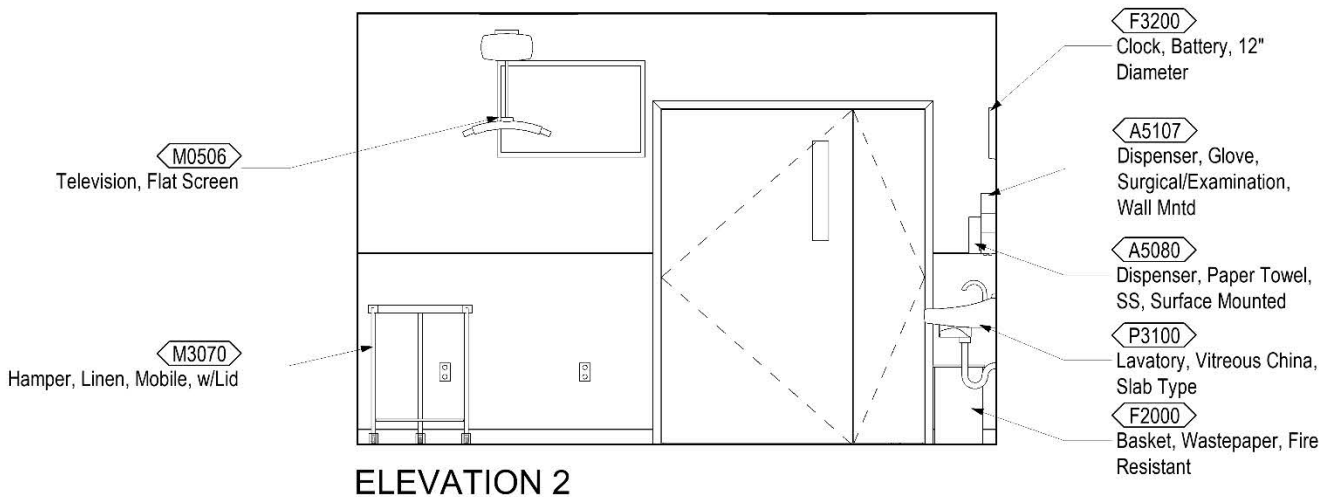
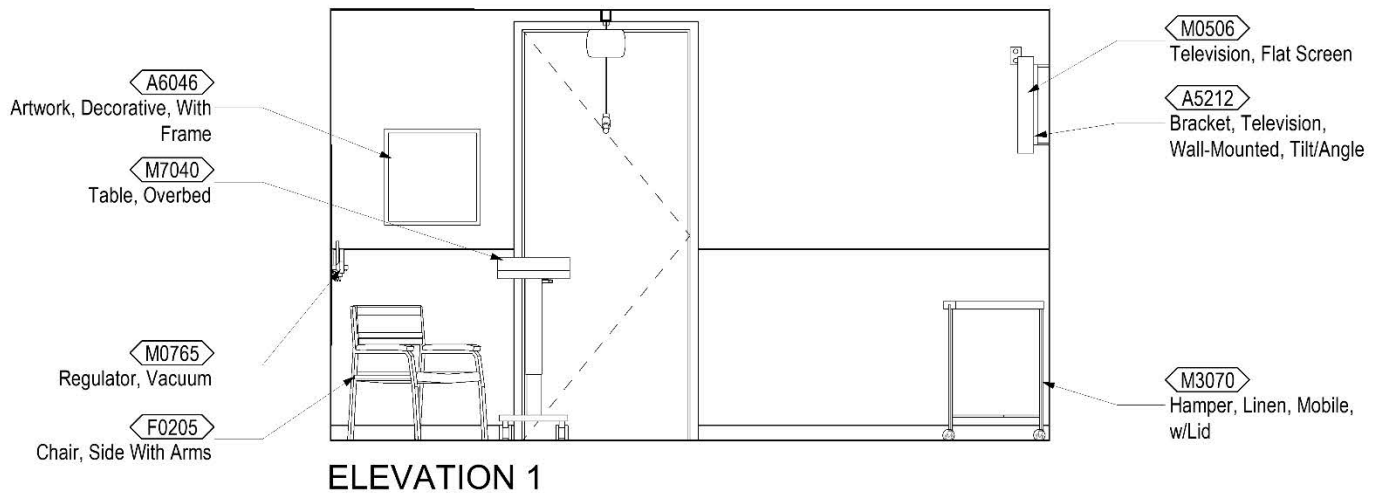
Plot Date: 8/11/2023 3:33:52 PM

SCALE: 1/4" = 1'-0"



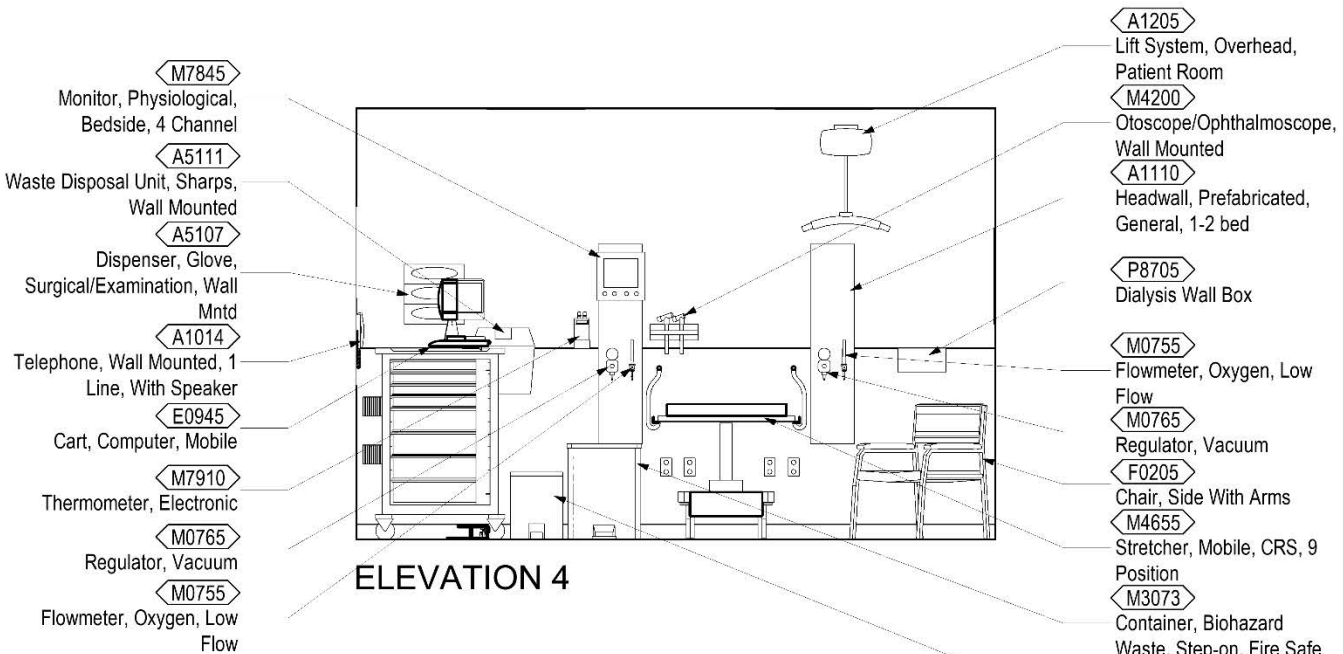
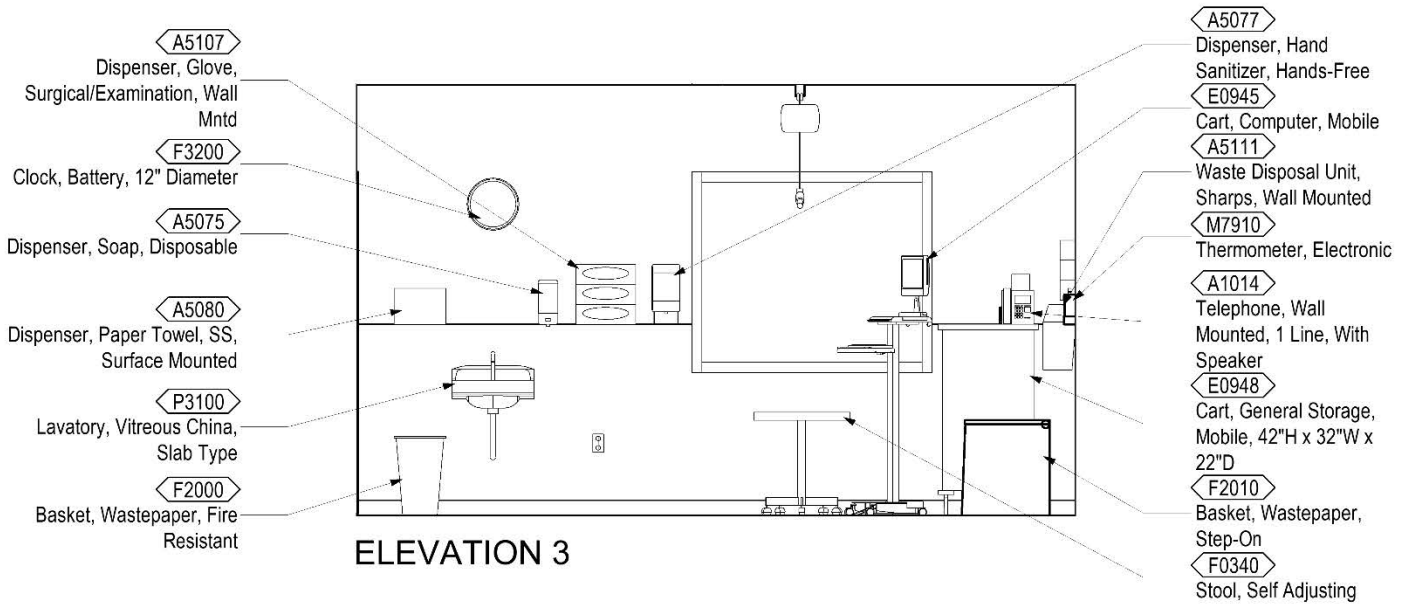
Plot Date: 8/11/2023 3:34:11 PM

SCALE: 1/4" = 1'-0"



Plot Date: 8/11/2023 3:34:13 PM

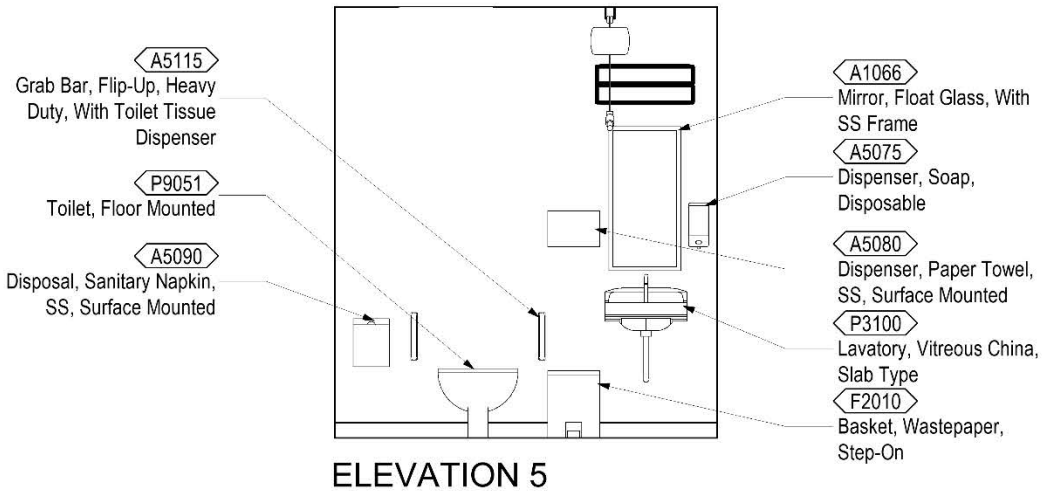
SCALE: 1/4" = 1'-0"



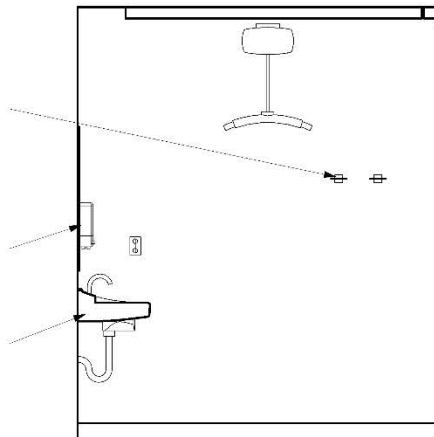
DISCLAIMER: ROOM TEMPLATES ARE GRAPHICAL REPRESENTATIONS OF SELECTED ROOM TYPES THAT ILLUSTRATE VA PLANNING REQUIREMENTS FOR SPACE, ROOM CONTENTS, AND ROOM SPECIFIC ENGINEERING SYSTEMS. THEY PROVIDE TYPICAL CONFIGURATIONS, PLANNING CRITERIA, AND GENERAL TECHNICAL GUIDANCE, AND ARE NOT INTENDED TO BE PROJECT SPECIFIC REQUIREMENTS.

Plot Date: 8/11/2023 3:33:58 PM

SCALE: 1/4" = 1'-0"

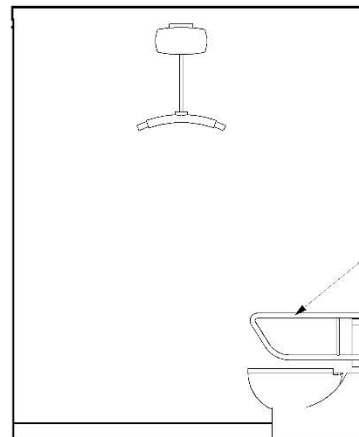


- A5145 Hook, Garment, Double, SS, Surface Mounted
- A5075 Dispenser, Soap, Disposable
- P3100 Lavatory, Vitreous China, Slab Type



ELEVATION 6

- A5115 Grab Bar, Flip-Up, Heavy Duty, With Toilet Tissue Dispenser
- A5090 Disposal, Sanitary Napkin, SS, Surface Mounted



ELEVATION 7

Plot Date: 8/11/2023 3:34:00 PM

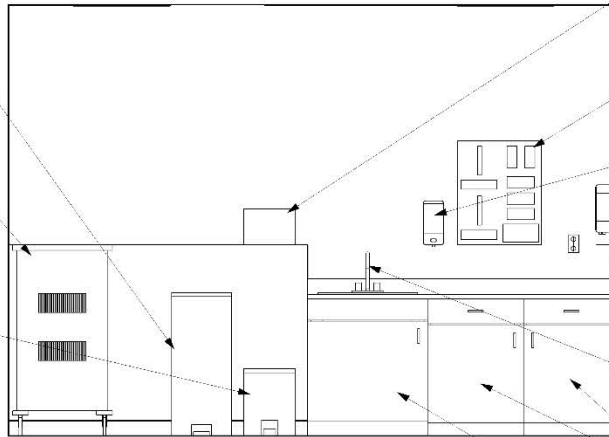
SCALE: 1/4" = 1'-0"



F2017
 Waste Receptacle, 24 GAL

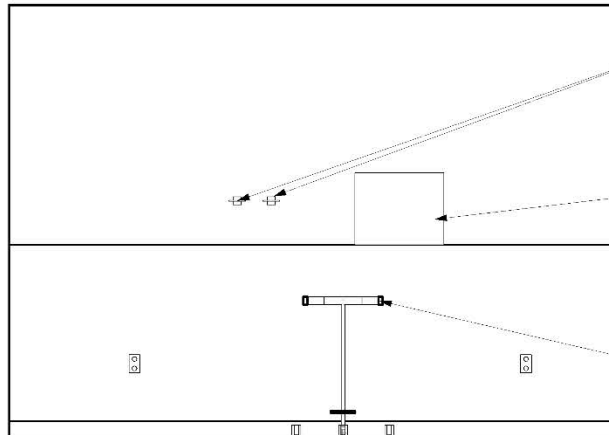
E0948
 Cart, General Storage, Mobile, 42"H x 32"W x 22"D

F2010
 Basket, Wastepaper, Step-On



ELEVATION 8

- A5080 Dispenser, Paper Towel, SS, Surface Mounted
- A5107 Dispenser, Glove, Surgical/Examination, Wall Mntd
- A5075 Dispenser, Soap, Disposable
- A5077 Dispenser, Hand Sanitizer, Hands-Free
- CT020 Countertop, Solid Surface
- CS180 Sink, SS, Single Compartment, 12x22x16 ID
- C02C0 Cabinet, U/C/B, 1 Shelf, 1 Drawer, 1 DO
- C02Q0 Cabinet, Sink, U/C/B, 1 Door



ELEVATION 9

- A5145 Hook, Garment, Double, SS, Surface Mounted
- A5096 Infection Control Center, Wall-Mounted
- M3070 Hamper, Linen, Mobile, w/Lid

Room Data: Airborne Infection Isolation (All) Room Exam/Treatment Room, UC (CUC27)

Airborne Infection Isolation (All) Anteroom, UC (CUC28) and UC Airborne Infection Isolation (All) Patient Toilet, Bldg Sprt (SB190)

ARCHITECTURAL & INTERIOR DESIGN

Ceiling Finish: m: GWB f: P or m: AT [9] f: SP
 Ceiling Height: 9'-0" (2700mm)
 Wall Finish: m: GWB [18, 64] f: SC
 Wainscot: m: RWC h: 4'-0"
 Base: m: RB h: 4" (100mm)
 Floor Finish: f: LVT
 Slab Depression: No
 Sound Protection: STC 40
 Doors: m: Wood f: S t: 19 dg: T s: X, A
 m: Wood f: S t: 19 s: U
 Hardware Nr: HW-10F & 2B
 Notes:

HVAC

Refer to HVAC Design Manual Design in accordance with project requirements. Refer to the current version of Chapter 6, "Mechanical Room Data Sheets" for room temperatures, humidity range, room air change requirements, noise level, pressurization and other information. Data sheets also include information on room pressure monitoring, exhaust air grille location and Anteroom.

PLUMBING AND MEDICAL GASES

Cold Water: Yes
 Hot Water: Yes
 Sanitary Drain: Yes
 Medical Air: No
 Medical Vacuum: Minimum 2 outlet/station
 Oxygen: Minimum 2 outlet/station

FIRE PROTECTION

Refer to Fire Protection Design Manual for guidance on fire suppression and fire alarm device type and placement in accordance with project requirements.

POWER

Refer to the latest VA Electrical Design Manual for general electrical requirements.

Normal Power: To be connected to selected receptacles and equipment.

Emergency Power: Critical branch of the EES (Essential Electrical System), if provided, to be connected to selected receptacles and equipment.

Equipment branch of the EES, if provided, to be connected as described in VA Electrical Design Manual.

Notes:

1. Coordinate electrical power requirements with specific vendor equipment.

LIGHTING

Refer to the latest VA Lighting Design Manual section 4.2.1 – Examination and Treatment Room for lighting design consideration.

Notes:

1. Coordinate lighting placement with ceiling track and ceiling track supports.

**TELECOMMUNICATION/
SPECIAL TELECOMMUNICATION SYSTEMS**

Data: Yes
 Telephone: Yes
 Cable Television: Yes
 Duress Alarm: No
 Electronic Access and Door Control: No
 Intercom: No
 Motion Intrusion Detection (MID): No
 Nurse Call: Yes
 Code Blue: Yes
 Public Address: No
 Security Surveillance Television (SSTV): No
 VA Satellite TV: No
 Video Teleconferencing (VTEL): No
 Count Down Clock: No



Room Contents: Airborne Infection Isolation (All) Exam/Treatment Room, UC (CUC27)

JSN	Content Name	Acq Code	Qty	Description
A1010	Telecommunication Outlet	CC	4	Telecommunication outlet location.
A1014	Telephone, Wall Mounted, 1 Line, With Speaker	VV	1	Telephone, wall mounted, 1 line, with speaker.
A1110	Headwall, Prefabricated, General, 1-2 bed	CC	2	1-2 bed, general, prefabricated headwall. Unit consists of a patient service module for general care, single or double bed type. It contains lighting, medical gases, electrical outlets, nurse call and bed bumper. Specify number and type of medical gas and electrical outlets. Size of module will vary by type and configuration of outlets.
A1205	Lift System, Overhead, Patient Room w/Bath	VC	1	An overhead rail system specifically designed for patient lifting and movement for a single bed patient room including the bathroom. The system will consist of recessed or ceiling mounted primary and secondary rails, lift motor with rolling carriage, patient harness or seat, and a hand controller or control box with charger. System will facilitate lifting and movement of patient to and from bed to gurney, chair, bath, commode, or other requirement. Minimum lift capability is 550 pounds. Custom design of track layout by manufacturer is essential to meet individual facility requirements.
A5075	Dispenser, Soap, Disposable	VV	1	Disposable soap dispenser. One-handed dispensing operation. Designed to accommodate disposable soap cartridge and valve.
A5077	Dispenser, Hand Sanitizer, Hands-Free	VV	1	A touch free wall-mounted hand sanitizer dispenser. For use throughout a healthcare facility. Unit does not include the sanitizing liquid. Units are battery operated.
A5080	Dispenser, Paper Towel, SS, Surface Mounted	CC	1	A surface mounted, satin finish stainless steel, single-fold, paper towel dispenser. Dispenser features: tumbler lock; front hinged at bottom; and refill indicator slot. Minimum capacity 400 single-fold paper towels. For general purpose use throughout the facility.
A5107	Dispenser, Glove, Surgical/Examination, Wall Mntd	VV	2	Examination three (Small Medium, Large) glove dispenser box for wall mounting. Fabricated of either cold rolled steel with a white baked enamel finish, plastic or acrylic. Hardware not included, Option 3 powder coated steel.
A5111	Waste Disposal Unit, Sharps Wall Mount	VC	1	The unit is designed for the disposal of sharps and complies with OSHA guidelines for the handling of sharps. It shall house a 5 quart container and be capable of being mounted on a wall. The unit shall be secured by a locked enclosure.
A5212	Bracket, Television, Wall-Mounted, Tilt/Angle	VV	1	A wall mounted, tilt/angled TV bracket for 37" to 80" TVs. Mount will be a universal and VESA compliant unit with a load capacity of up to 130 lbs.



Room Contents: Airborne Infection Isolation (All) Exam/Treatment Room, UC (CUC27) – Cont'd.

JSN	Content Name	Acq Code	Qty	Description
A5220	Bracket, Television, Wall Backing	CC	1	Wall mounted television bracket backing which provides additional support and strength for the installation of the television bracket. Option available for interior or exterior plate and sized for 12" or 16" or 24" stud spacing.
A6046	Artwork, Decorative, With Frame	VV	1	This JSN is to be used for determining and defining location of decorative artwork.
E0945	Cart, Computer, Mobile	VV	1	A mobile computer cart for use throughout the facility. The cart dimensions will be approximately 45" H x 30" W x 22" D with casters. May include drawers and miscellaneous other accessories that will be determined at time of purchase. This Typical may include: 1 Cart Body, w/Computer Support, Style-A Narrow, w/Raised Edge Top 1 Flip-Up Shelf 1 Sharps Container Holder 1 Wastebasket 1 Chart Holder 2 Drawers, 3"H 2 Drawers, 6"H 3 Accessory Rail, Side Drawer Organizer Bins
E0948	Cart, General Storage, Mobile, 42"H x 32"W x 22"D	VV	1	THIS TYPICAL INCLUDES: 1 Cart Body, Style-A Narrow, w/Raised Edge Top 2 Drawers, 3" H 4 Drawers, 6" H 1 Accessory Rail, Side Drawer Organizer Bins
F0205	Chair, Side With Arms	VV	1	Upholstered side chair, 32" high X 21" wide X 23" deep with arms, padded seats and padded backs. Seat height is a minimum of 17". Available with or without sled base.
F0340	Stool, Self Adjusting	VV	1	Self adjusting stool. Consists of a foam padded upholstered seat with attached foot rest for added comfort. Mounted on swivel casters. Designed for doctor's use during examinations.
F2000	Basket, Wastepaper, Fire Resistant	VV	1	Wastepaper basket, fire resistant, approximately 40 quart capacity. This unit is used to collect and temporarily store small quantities of paper refuse in patient rooms, administrative areas and nursing stations. Size and shape varies depending on the application and manufacturer selected.
F2010	Basket, Wastepaper, Step-On	VV	1	"Step-on" wastepaper basket with inner liner and foot pedal activated flip top.



Room Contents: Airborne Infection Isolation (All) Exam/Treatment Room, UC (CUC27) – Cont'd.

JSN	Content Name	Acq Code	Qty	Description
F3200	Clock, Battery, 12" Diameter	VV	1	Clock, 12" diameter. Round surface, easy to read numbers with sweep second hand. Wall mounted unit for use when impractical to install a fully synchronized clock system. Battery operated, (batteries not included).
M0506	Television, Flat Screen	VV	1	Flat screen television with approximately 32" to 40' diagonal screen size. The TV will have built-in speakers, NTSC tuner, a 16:9 wide screen aspect ratio, a minimum of 1280 x 768 resolution and a remote control.
M0755	Flowmeter, Oxygen, Low Flow	VV	2	Oxygen flowmeter. Consists of a clear crystal flowtube calibrated to 3.5 or 8 LPM depending on manufacturer. For oxygen regulation in hospital settings. Database pricing includes DISS fitting and DISS power outlet and wall adapter. Other fitting and adapter configurations are available.
M0765	Regulator, Vacuum	VV	2	Vacuum pressure regulator for connection to central piped vacuum system. Standard display scale is graduated at least from 0 to 200 mm Hg of vacuum. Displays on specialized regulators may cover other vacuum ranges. Regulator type (continuous, intermittent, continuous/intermittent, surgical, pediatric, thoracic, etc.) as required. To be used in delivery, neonatal, pediatrics or any area where suction is required. Database pricing reflects continuous regulators graduated to 200 mm Hg with a full line vacuum selection switch and DISS configured inlets and outlets.
M3070	Hamper, Linen, Mobile, w/Lid	VV	1	Mobile linen hamper with hand or foot operated lid. Made of heavy tubular stainless steel with heavy gauge welded steel platform. Holds 25" hamper bags. Mounted on ball bearing casters. For linen transport in hospitals and clinics.
M3073	Container, Biohazard Waste, Step-on, Fire Safe	VV	1	A biohazard waste container with a step-on lid. The container will have a capacity of approximately 12 gallons and be made of a fire safe material.
M4200	Otoscope/Ophthalmoscope, Wall Mounted	VV	1	Wall mounted otoscope and ophthalmoscope. Includes 6 foot line cord and plug and accepts and includes two handles. Contains head turn-on/turn-off, built-in speculum tray and 8 foot coiled cords. Unit is designed for use in patient exam rooms.
M4655	Stretcher, Mobile, CRS, 9 Position	VV	1	Mobile stretcher. All corrosion resistant stainless steel construction. It consists of a tubular frame with side rails, a 9-position hydraulic base with pneumatic fowler adjustment, and a 2" pad. Unit is mounted on 8" conductive casters. Designed for patient transport as well as for minor surgical procedures.



Room Contents: Airborne Infection Isolation (All) Exam/Treatment Room, UC (CUC27) – Cont'd.

JSN	Content Name	Acq Code	Qty	Description
M7040	Table, Overbed	VV	1	Overbed table. Adjustable height table constructed of heavy gauge steel. Mounted on 2" diameter twin swivel casters with bumper caps. Table top is constructed with a high pressure plastic laminated surface that resists chipping, scratching, and staining. It includes a vanity tray and a mirror. Table is designed for use over bed, wheelchair or large chair.
M7405	Light, Exam, Ceiling Mounted	CC	1	Ceiling exam light. Consists of a lighthedded reflector supported by a ceiling mounted radial arm assembly that provides a wide range of positioning capabilities. Halogen bulbs and an intensity control provide cool, color corrected light. The minimum ceiling height in most cases is 8'-0"; refer to each manufacturer's specific installation requirements. Physical dimensions refer to the retracted light; one length of the dual swing arm around the center mount in width and depth and the combined height of the lamp head and folded arms. Unit may also have a center mount detachable and sterilizable control handle. For use in minor procedure or examination room applications.
M7845	Monitor, Physiological, Bedside, 4 Channel	VV	1	4 channel bedside physiological monitor. The unit consist of a four-channel non-fade monochrome display monitor, an alarm system and printer-recording capabilities. The monitor has color coded controls and automatic calibration. The unit displays up to four waveforms simultaneously. The parameters to be monitored are user selectable. The monitor may be connected to a central monitoring station. The unit monitors patients in most acute care areas, step-down units, procedure rooms and emergency rooms.
M7910	Thermometer, Electronic	VV	1	Electronic thermometer. Pocket size unit with easy to read zero Fahrenheit or zero Centigrade LCD display in approximately 20 seconds. Battery operated and enclosed in a heavy duty plastic case. Unit is hand-held portable and may be stand or wall mounted. For patient body temperature readings.
P3100	Lavatory, Vitreous China, Slab Type	CC	1	Wall mounted, slab type, vitreous china, lavatory (approximate bowl size 7"x15"x10") with: faucet holes on 4" centers; gooseneck spout; wrist blade handles; and grid strainer. It shall be suitable for use in clinics, offices, washrooms or patient care area.



Room Contents: Airborne Infection Isolation (All) Anteroom, UC (CUC28)

JSN	Content Name	Acq Code	Qty	Description
A1010	Telecommunication Outlet	CC	4	Telecommunication outlet location.
A1014	Telephone, Wall Mounted, 1 Line, With Speaker	VV	1	Telephone, wall mounted, 1 line, with speaker.
A5075	Dispenser, Soap, Disposable	VV	1	Disposable soap dispenser. One-handed dispensing operation. Designed to accommodate disposable soap cartridge and valve.
A5077	Dispenser, Hand Sanitizer, Hands-Free	VV	1	A touch free wall-mounted hand sanitizer dispenser. For use throughout a healthcare facility. Unit does not include the sanitizing liquid. Units are battery operated.
A5080	Dispenser, Paper Towel, SS, Surface Mounted	CC	1	A surface mounted, satin finish stainless steel, single-fold, paper towel dispenser. Dispenser features: tumbler lock; front hinged at bottom; and refill indicator slot. Minimum capacity 400 single-fold paper towels. For general purpose use throughout the facility.
A5096	Infection Control Center, Wall-Mounted	VV	1	Wall mounted infection control center designed for public waiting and reception areas. Provides spaces for dispensing sanitizer, masks and tissues. Available in a variety of finishes and wood framing material.
A5107	Dispenser, Glove, Surgical/Examination, Wall Mntd	VV	1	Examination three (Small Medium, Large) glove dispenser box for wall mounting. Fabricated of either cold rolled steel with a white baked enamel finish, plastic or acrylic. Hardware not included, Option 3 powder coated steel.
A5145	Hook, Garment, Double, SS, Surface Mounted	CC	2	A surface mounted, satin finish stainless steel, double garment hook. Equipped with a concealed mounting bracket that is secured to a concealed wall plate. For general purpose use throughout the facility to hang various items of apparel.
C02Q0	Cabinet, Sink, U/C/B, 1 Door, 36x24x22	CC	2	Standing height under counter base sink cabinet with a solid right or left-hinged door (appropriate door configuration to be indicated on equipment elevation drawings). Also referred to as a single-door sink cabinet. For general purpose use throughout the facility where a sink is to be used. Coordinate actual clear cabinet dimension with the actual outside dimension of sink that is specified to ensure that they are compatible.



Room Contents: Airborne Infection Isolation (All) Anteroom, UC (CUC28) – Cont'd.

JSN	Content Name	Acq Code	Qty	Description
CS180	Sink, SS, Single Compartment, 12x22x16 ID	CC	1	Single compartment stainless steel sink, drop-in, self-rimming, ledge-type, connected with a drain and provided with a mixing faucet. It shall also be provided with pre-punched fixture holes on 4" center, integral back ledge to accommodate deck-mounted fixtures, brushed/polished interior and top surfaces, and sound deadened. Recommended for use in suspended or U/C/B sink cabinets having a high plastic laminate or Chemsurf laminate countertop/work surface. Coordinate actual outside sink dimensions with the actual clear dimension of cabinet specified to ensure that they are compatible. For general purpose use throughout the facility.
CT020	Countertop, Solid Surface	CC	1	A solid, nonporous countertop with a smooth seamless appearance. Easy to clean and maintain and with proper cleaning does not support the growth of mold. An acrylic-based solid surface product. Standard thickness of 1", and a 4" butt backsplash/curb. Also referred to as a work surface or work top. Available in a choice of colors and depths. Used in lab and other hospital areas requiring optimum physical and chemical resisting properties.
E0948	Cart, General Storage, Mobile, 42"H x 32"W x 22"D	VV	1	THIS TYPICAL INCLUDES: 1 Cart Body, Style-A Narrow, w/Raised Edge Top 2 Drawers, 3" H 4 Drawers, 6" H 1 Accessory Rail, Side Drawer Organizer Bins
F2010	Basket, Wastepaper, Step-On	VV	1	"Step-on" wastepaper basket with inner liner and foot pedal activated flip top.
F2017	Waste Receptacle, 24 GAL	VV	1	Rectangular steel waste receptacle with step-on lid and 24 gallon capacity. The receptacle is used to collect and temporarily store small quantities of paper refuse. Can be used in restrooms, patient areas, laboratories, pharmacies, etc.



Room Contents: UC Airborne Infection Isolation (All) Patient Toilet, Bldg Sprt (SB190)

JSN	Content Name	Acq Code	Qty	Description
A1066	Mirror, Float Glass, With SS Frame	CC	1	A high quality 1/4" polished float glass mirror 36X18, framed in a one-piece, bright polished, stainless steel channel frame with 90° mitered corners. All edges of the mirror are protected by absorbing filler strips. Mirror has a galvanized steel back with integral horizontal hanging brackets and wall hanger for concealed mounting. For mounting above single wall mounted lavatories located in toilet areas, Doctors examination offices, etc. May also be used above double lavatories, either wall or countertop mounted, found in restroom areas.
A5075	Dispenser, Soap, Disposable	VV	1	Disposable soap dispenser. One-handed dispensing operation. Designed to accommodate disposable soap cartridge and valve.
A5080	Dispenser, Paper Towel, SS, Surface Mounted	CC	1	A surface mounted, satin finish stainless steel, single-fold, paper towel dispenser. Dispenser features: tumbler lock; front hinged at bottom; and refill indicator slot. Minimum capacity 400 single-fold paper towels. For general purpose use throughout the facility.
A5090	Disposal, Sanitary Napkin, SS, Surface Mounted	CC	1	A surface mounted, satin finish stainless steel, sanitary napkin disposal. Disposal features a flip-up cover, secured to the container by a heavy duty stainless steel piano-hinge. Disposal may be secured to wall or toilet partition. For general purpose use in female toilet stalls or rooms and uni-sex toilet rooms.
A5115	Grab Bar, Flip-Up, Heavy Duty, with Toilet Tissue Dispenser	CC	2	A heavy duty flip-up safety rail for use in rest rooms. The grab bar will be constructed of stainless steel and will extend approximately 30" from the wall when in the extended position.
A5145	Hook, Garment, Double, SS, Surface Mounted	CC	2	A surface mounted, satin finish stainless steel, double garment hook. Equipped with a concealed mounting bracket that is secured to a concealed wall plate. For general purpose use throughout the facility to hang various items of apparel.
F2010	Basket, Wastepaper, Step-On	VV	1	"Step-on" wastepaper basket with inner liner and foot pedal activated flip top.
P3100	Lavatory, Vitreous China, Slab Type	CC	1	Wall mounted, slab type, vitreous china, lavatory (approximate bowl size 7"x15"x10") with: faucet holes on 4" centers; gooseneck spout; wrist blade handles; and grid strainer. It shall be suitable for use in clinics, offices, washrooms or patient care area.
P9051	Toilet, Floor Mounted, Siphon Jet	CC	1	Siphon jet water closet/ toilet. This unit is floor mounted with an elongated bowl, top spud flushometer, seat with open front and check hinge, and carrier. Height does not include seat. Seat is not included with all vendors. See comments.



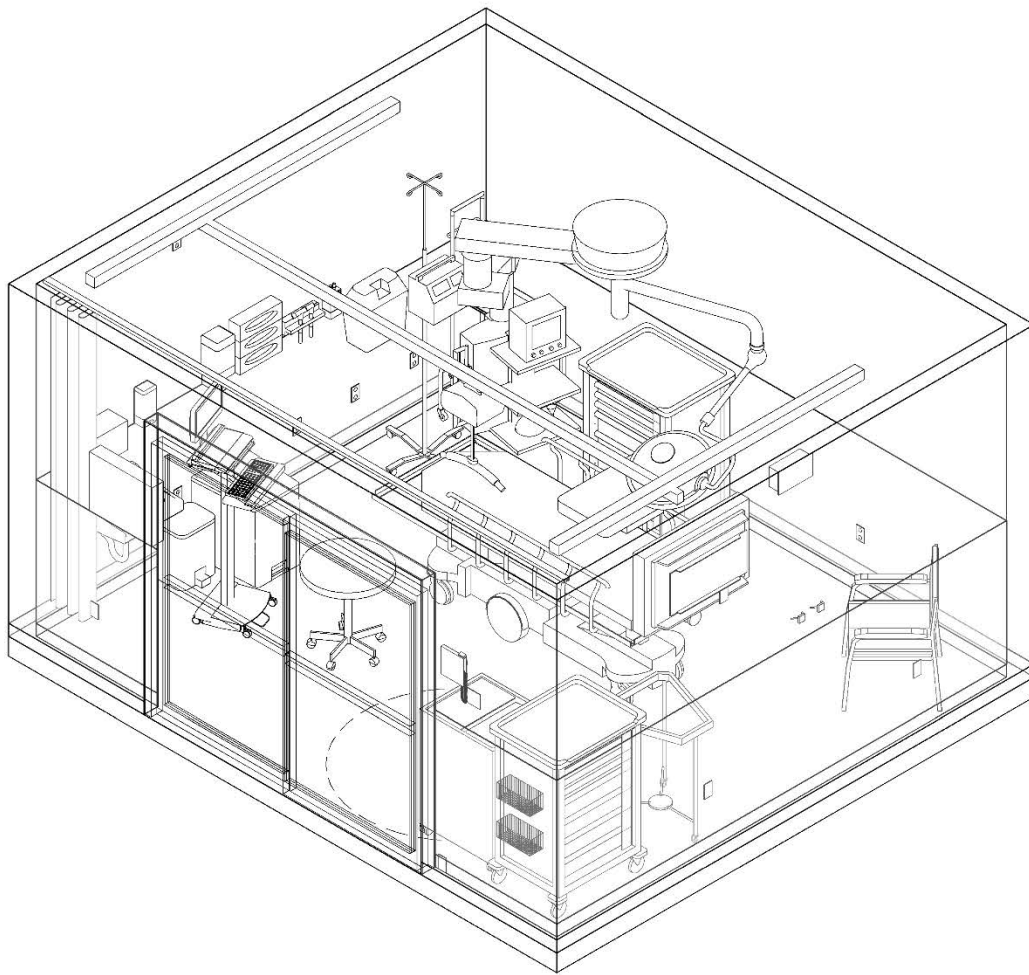


URGENT CARE
PROCEDURE ROOM, UC (CUC31)
AXONOMETRIC

October 1, 2023

Plot Date: 8/11/2023 3:27:30 PM

SCALE:




DISCLAIMER: ROOM TEMPLATES ARE GRAPHICAL REPRESENTATIONS OF SELECTED ROOM TYPES THAT ILLUSTRATE VA PLANNING REQUIREMENTS FOR SPACE, ROOM CONTENTS, AND ROOM SPECIFIC ENGINEERING SYSTEMS. THEY PROVIDE TYPICAL CONFIGURATIONS, PLANNING CRITERIA, AND GENERAL TECHNICAL GUIDANCE, AND ARE NOT INTENDED TO BE PROJECT SPECIFIC REQUIREMENTS.



Plot Date: 8/11/2023 3:27:32 PM

SCALE:



DISCLAIMER: ROOM TEMPLATES ARE GRAPHICAL REPRESENTATIONS OF SELECTED ROOM TYPES THAT ILLUSTRATE VA PLANNING REQUIREMENTS FOR SPACE, ROOM CONTENTS, AND ROOM SPECIFIC ENGINEERING SYSTEMS. THEY PROVIDE TYPICAL CONFIGURATIONS, PLANNING CRITERIA, AND GENERAL TECHNICAL GUIDANCE, AND ARE NOT INTENDED TO BE PROJECT SPECIFIC REQUIREMENTS.

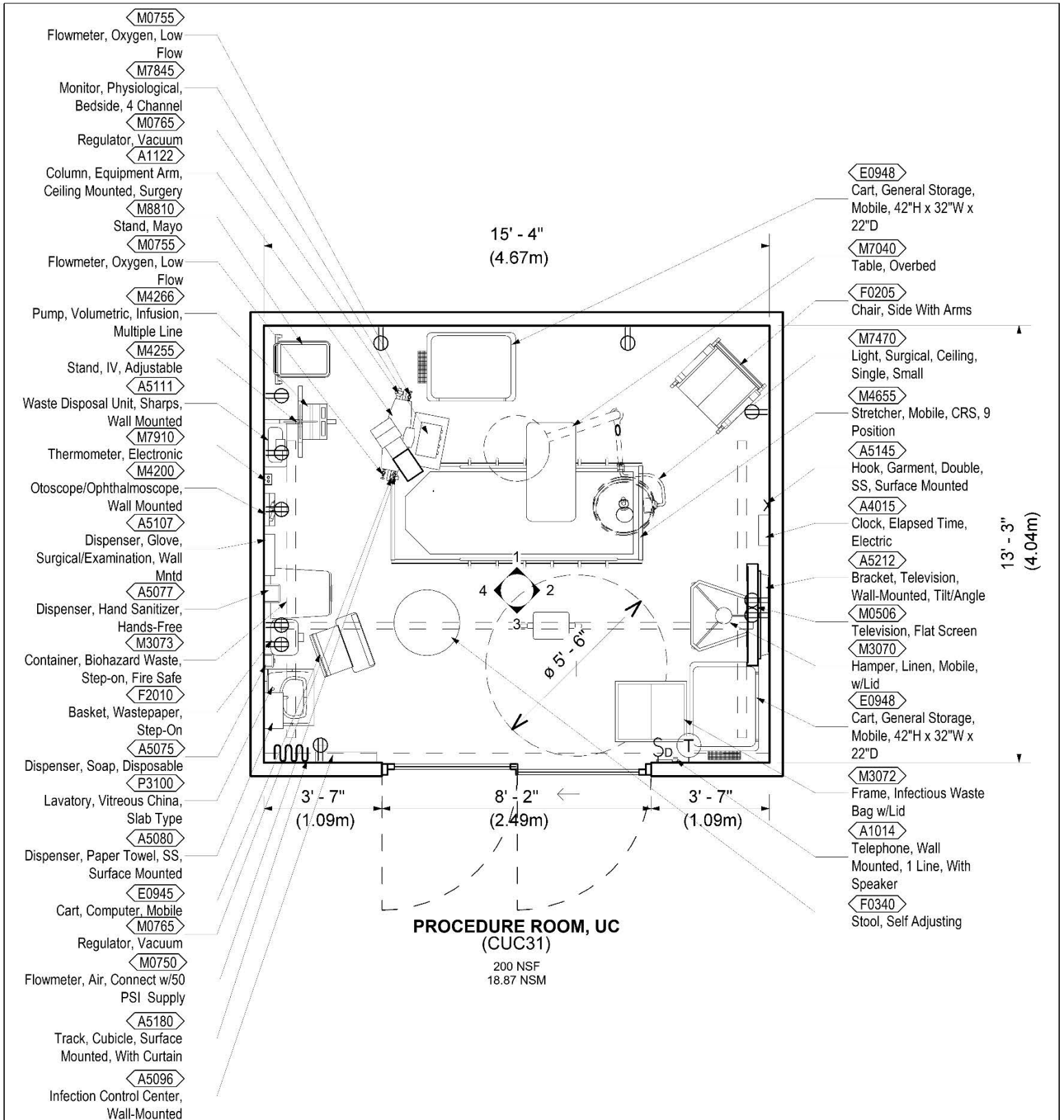


URGENT CARE
PROCEDURE ROOM, UC (CUC31)
FLOOR PLAN (200 NSF / 18.87 NSM)

October 1, 2023

Plot Date: 8/11/2023 3:27:34 PM

SCALE: 1/4" = 1'-0"



DISCLAIMER: ROOM TEMPLATES ARE GRAPHICAL REPRESENTATIONS OF SELECTED ROOM TYPES THAT ILLUSTRATE VA PLANNING REQUIREMENTS FOR SPACE, ROOM CONTENTS, AND ROOM SPECIFIC ENGINEERING SYSTEMS. THEY PROVIDE TYPICAL CONFIGURATIONS, PLANNING CRITERIA, AND GENERAL TECHNICAL GUIDANCE, AND ARE NOT INTENDED TO BE PROJECT SPECIFIC REQUIREMENTS.

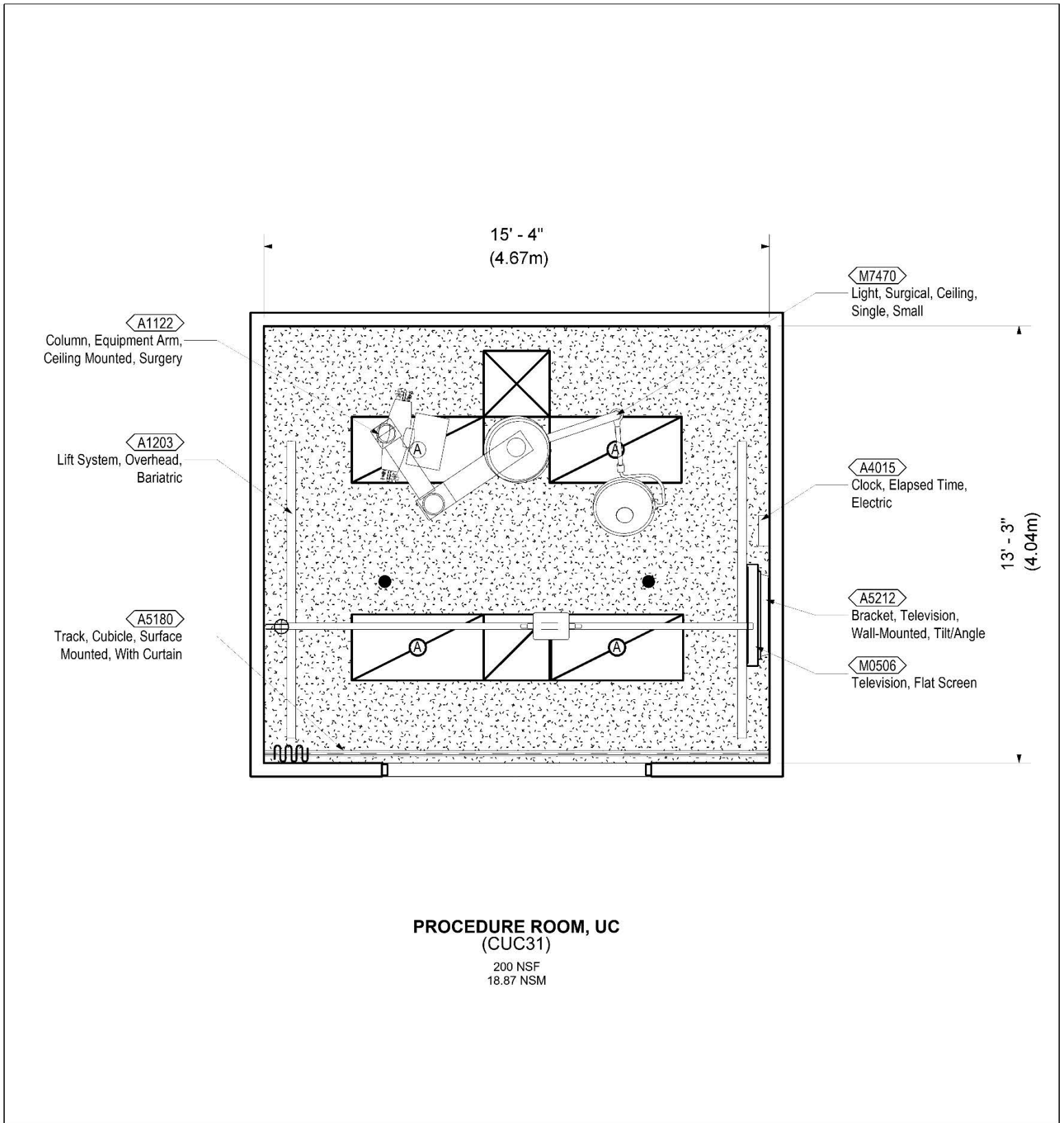


URGENT CARE
PROCEDURE ROOM, UC (CUC31)
REFLECTED CEILING PLAN

October 1, 2023

Plot Date: 8/11/2023 3:27:36 PM

SCALE: 1/4" = 1'-0"



**PROCEDURE ROOM, UC
(CUC31)**

200 NSF
18.87 NSM

DISCLAIMER: ROOM TEMPLATES ARE GRAPHICAL REPRESENTATIONS OF SELECTED ROOM TYPES THAT ILLUSTRATE VA PLANNING REQUIREMENTS FOR SPACE, ROOM CONTENTS, AND ROOM SPECIFIC ENGINEERING SYSTEMS. THEY PROVIDE TYPICAL CONFIGURATIONS, PLANNING CRITERIA, AND GENERAL TECHNICAL GUIDANCE, AND ARE NOT INTENDED TO BE PROJECT SPECIFIC REQUIREMENTS.

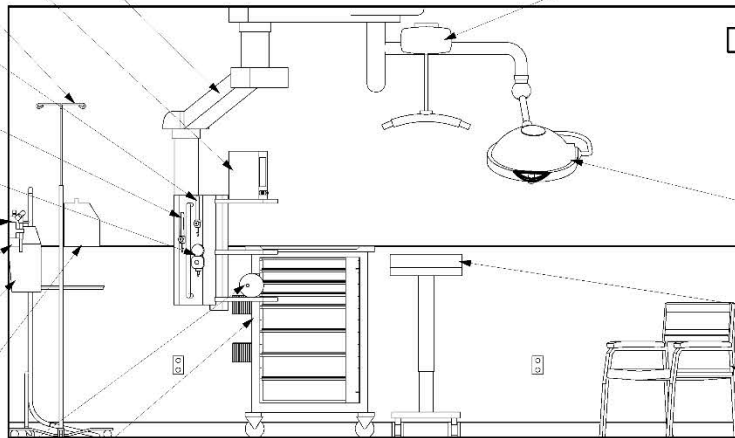


Plot Date: 8/11/2023 3:27:38 PM

SCALE: 1/4" = 1'-0"



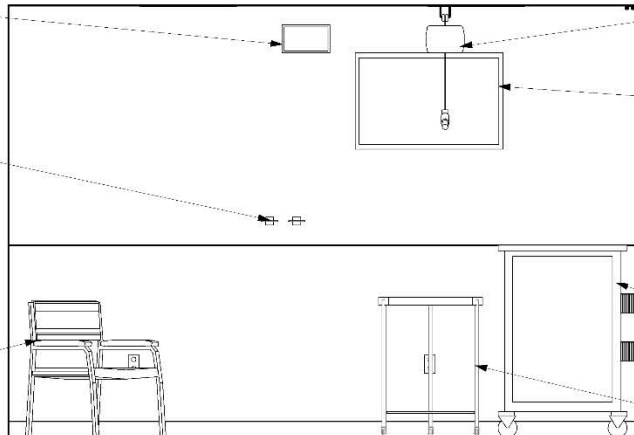
- A1122**
Column, Equipment Arm, Ceiling Mounted, Surgery
- M7845**
Monitor, Physiological, Bedside, 4 Channel
- M4255**
Stand, IV, Adjustable
- M0750**
Flowmeter, Air, Connect w/50 PSI Supply
- M0755**
Flowmeter, Oxygen, Low Flow
- M0765**
Regulator, Vacuum
- M4200**
Otoscope/Ophthalmoscope, Wall Mounted
- M7910**
Thermometer, Electronic
- A5111**
Waste Disposal Unit, Sharps, Wall Mounted
- M4266**
Pump, Volumetric, Infusion, Multiple Line
- M1100**
Resuscitator, Bag-Mask, Hand Operated
- E0948**
Cart, General Storage, Mobile, 42"H x 32"W x 22"D
- A4015**
Clock, Elapsed Time, Electric



ELEVATION 1

- A1203**
Lift System, Overhead, Bariatric
- A4015**
Clock, Elapsed Time, Electric
- M7470**
Light, Surgical, Ceiling, Single, Small
- M7040**
Table, Overbed
- F0205**
Chair, Side With Arms

- A5145**
Hook, Garment, Double, SS, Surface Mounted
- F0205**
Chair, Side With Arms

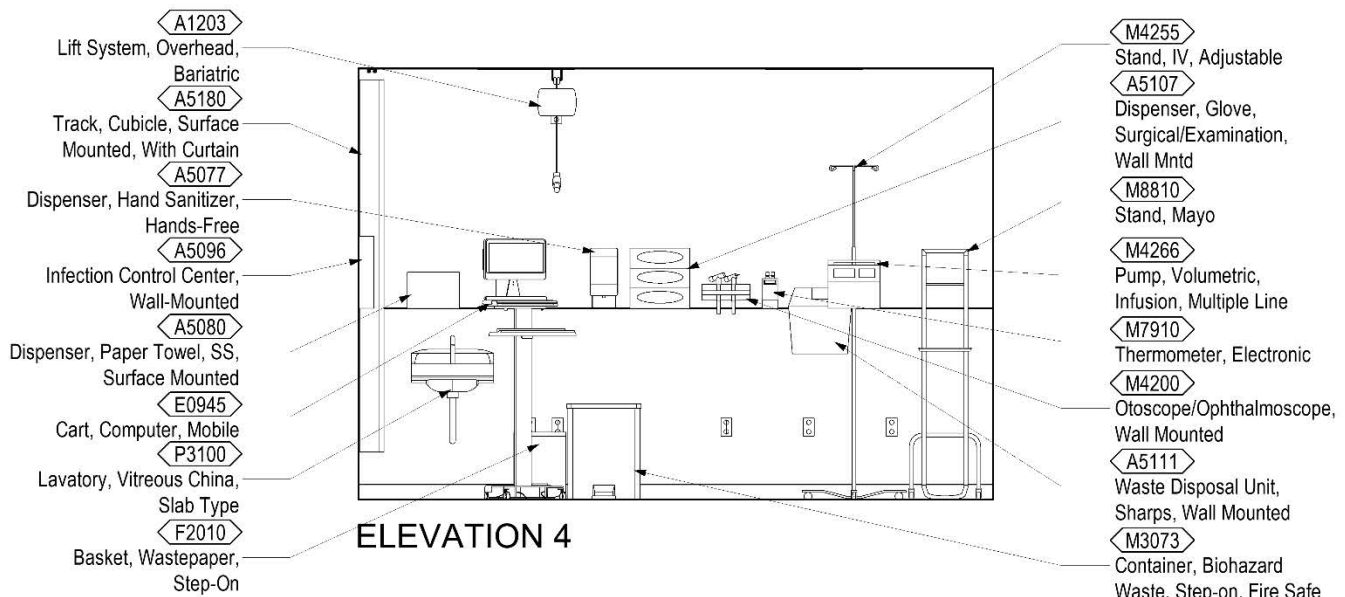
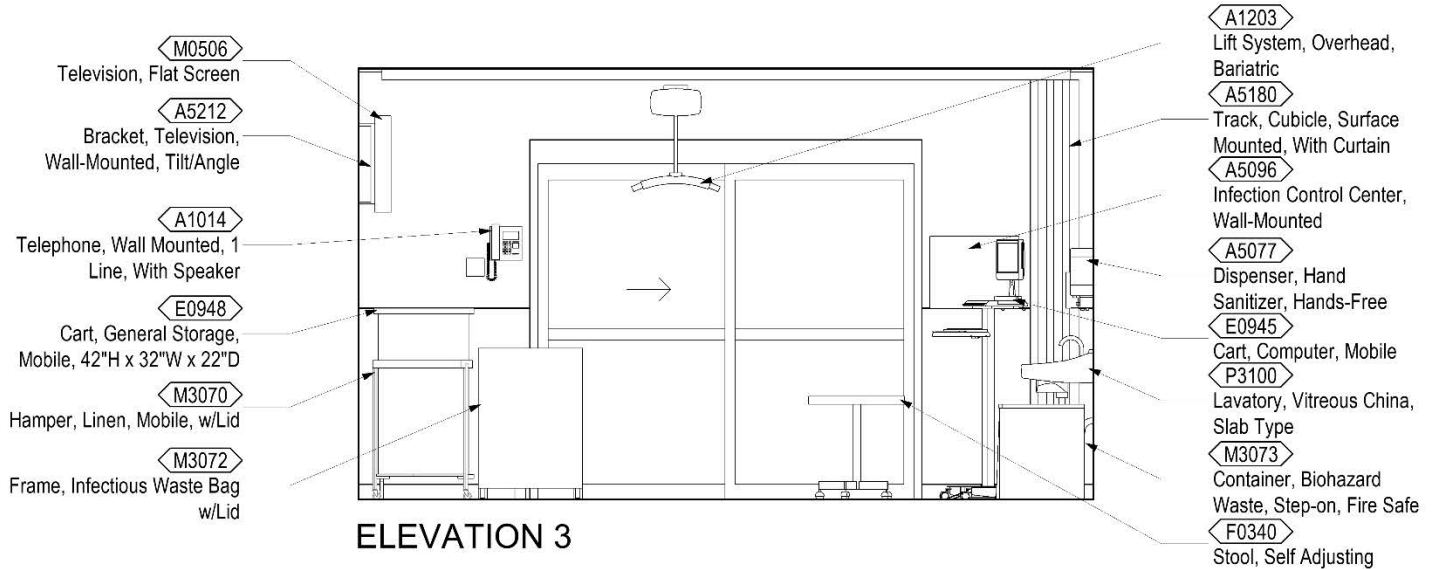


ELEVATION 2

- A1203**
Lift System, Overhead, Bariatric
- M0506**
Television, Flat Screen
- A1014**
Telephone, Wall Mounted, 1 Line, With Speaker
- E0948**
Cart, General Storage, Mobile, 42"H x 32"W x 22"D
- M3070**
Hamper, Linen, Mobile, w/Lid

Plot Date: 8/11/2023 3:27:41 PM

SCALE: 1/4" = 1'-0"



Room Data: Procedure Room, UC (CUC31)**ARCHITECTURAL & INTERIOR DESIGN**

Ceiling Finish: m: GWB f: SC
 Ceiling Height: 9'-0" (2700mm)
 Wall Finish: m: GWB f: RES-W
 Wainscot: m: RWC h: 4'-0"
 Base: m: RES-3 h: 4" (100mm)
 Floor Finish: m: RES-3
 Slab Depression: No
 Sound Protection: STC 40
 Doors: m: Alum t: da: ADO dg: T s: X
 Hardware Nr: None
 Notes:

1. Automatic glass sliding doors must be able to break out of the room for exiting and be provided with positive latch single/multi-point locking. See Specification Section 08 32 13.

HVAC

Refer to HVAC Design Manual Design in accordance with project requirements. Refer to the current version of Chapter 6, "Mechanical Room Data Sheets" for room temperatures, humidity range, room air change requirements, noise level, pressurization and other information.

PLUMBING AND MEDICAL GASES

Cold Water: Yes
 Hot Water: Yes
 Sanitary Drain: Yes
 Medical Air: Minimum 1 outlet/station
 Medical Vacuum: Minimum 2 outlet/station
 Oxygen: Minimum 2 outlet/station

FIRE PROTECTION

Refer to Fire Protection Design Manual for guidance on fire suppression and fire alarm device type and placement in accordance with project requirements.

POWER

Refer to the latest VA Electrical Design Manual for general electrical requirements.

Normal Power: To be connected to selected receptacles and equipment.

Emergency Power: Critical branch of the EES (Essential Electrical System), if provided, to be connected to selected receptacles and equipment.

Notes:

1. Coordinate electrical power requirements with specific vendor equipment.

LIGHTING

Refer to the latest VA Lighting Design Manual section 4.2.5 – Procedure Room for lighting design consideration.

Notes:

1. Coordinate lighting placement with ceiling track and ceiling track supports.

**TELECOMMUNICATION/
SPECIAL TELECOMMUNICATION SYSTEMS**

Data:	Yes
Telephone:	Yes
Cable Television	Yes
Duress Alarm	No
Electronic Access and Door Control	No
Intercom:	No
Motion Intrusion Detection (MID)	No
Nurse Call:	Yes
Code Blue	Yes
Public Address:	No
Security Surveillance Television (SSTV)	No
VA Satellite TV:	No
Video Conferencing (VTEL):	No
Count Down Clock:	Yes



Room Contents: Procedure Room, UC (CUC31)

JSN	Content Name	Acq Code	Qty	Description
A1010	Telecommunication Outlet	CC	6	Telecommunication outlet location.
A1014	Telephone, Wall Mounted, 1 Line, With Speaker	VV	1	Telephone, wall mounted, 1 line, with speaker.
A1122	Column, Equipment Arm, Ceiling Mounted, Surgery	CC	1	A ceiling mounted retractable equipment arm for use in the OR. Designed to provide equipment placement support, power receptacles including low-voltage panels, gas outlets and flat screen mounting for a surgical suite. Unit will provide a range of motion of up to 330 degrees with arm providing additional vertical movement. Units are custom configured with multiple options available. Price is based on a unit with two (double) retractable arms. Also available are units for use in anesthesia, ICU and ER.
A1203	Lift System, Overhead, Bariatric	CC	1	An overhead ceiling mounted rail system specifically designed for bariatric patient lifting and movement within a patient room. The system will consist of recessed or ceiling mounted primary and secondary rails, lift motor with carriage, patient harness or seat, and a hand controller or control box with charger (other charging options may be available). System will facilitate lifting and movement of patient to and from bed, to stretcher, chair, bathroom or other requirements. Lifting capacity is 1000 pounds. Custom design of track layout by manufacturer is essential to meet individual facility requirements.
A4015	Clock, Elapsed Time, Electric	CC	1	Elapsed time digital electric clock. Single display time that can be used either as a clock or elapsed time indicator. Clock consists of buttons to set minutes, and hours for the time. For use in operating and delivery room, and medical service columns. Analog or digital displays may be provided as specified by the user.
A5075	Dispenser, Soap, Disposable	VV	1	Disposable soap dispenser. One-handed dispensing operation. Designed to accommodate disposable soap cartridge and valve.
A5077	Dispenser, Hand Sanitizer, Hands-Free	VV	1	A touch free wall-mounted hand sanitizer dispenser. For use throughout a healthcare facility. Unit does not include the sanitizing liquid. Units are battery operated.
A5080	Dispenser, Paper Towel, SS, Surface Mounted	CC	1	A surface mounted, satin finish stainless steel, single-fold, paper towel dispenser. Dispenser features: tumbler lock; front hinged at bottom; and refill indicator slot. Minimum capacity 400 single-fold paper towels. For general purpose use throughout the facility.
A5096	Infection Control Center, Wall-Mounted	VV	1	Wall mounted infection control center designed for public waiting and reception areas. Provides spaces for dispensing sanitizer, masks and tissues. Available in a variety of finishes and wood framing material.



Room Contents: Procedure Room, UC (CUC31) – Cont'd.

JSN	Content Name	Acq Code	Qty	Description
A5107	Dispenser, Glove, Surgical/Examination, Wall Mntd	VV	1	Examination three (Small Medium, Large) glove dispenser box for wall mounting. Fabricated of either cold rolled steel with a white baked enamel finish, plastic or acrylic. Hardware not included, Option 3 powder coated steel.
A5108	Waste Disposal Unit, Sharps	VV	1	A container for collecting and transporting syringes and other sharps for decontamination and disposal. Available in 2 gallon and 8 gallon with locking rotor. Complies with OSHA regulations for handling sharps.
A5145	Hook, Garment, Double, SS, Surface Mounted	CC	2	A surface mounted, satin finish stainless steel, double garment hook. Equipped with a concealed mounting bracket that is secured to a concealed wall plate. For general purpose use throughout the facility to hang various items of apparel.
A5180	Track, Cubicle, Surface Mounted, With Curtain	VV	1	Surface mounted cubicle track, with curtain. Track constructed of thick extruded aluminum. Equipped with self lubricating carriers, beaded drop chain hooks, and flame resistant curtain. To include removable end caps. Designed to be suspended around patient areas where privacy is needed. Price listed is per foot of the track, curtains to be priced per quote.
A5212	Bracket, Television, Wall-Mounted, Tilt/Angle	VV	1	A wall mounted, tilt/angled TV bracket for 37" to 80" TVs. Mount will be a universal and VESA compliant unit with a load capacity of up to 130 lbs.
A5220	Bracket, Television, Wall Backing	CC	1	Wall mounted television bracket backing which provides additional support and strength for the installation of the television bracket. Option available for interior or exterior plate and sized for 12" or 16" or 24" stud spacing.
E0945	Cart, Computer, Mobile	VV	1	A mobile computer cart for use throughout the facility. The cart dimensions will be approximately 45" H x 30" W x 22" D with casters. May include drawers and miscellaneous other accessories that will be determined at time of purchase. This Typical may include: 1 Cart Body, w/Computer Support, Style-A Narrow, w/Raised Edge Top 1 Flip-Up Shelf 1 Sharps Container Holder 1 Wastebasket 1 Chart Holder 2 Drawers, 3"H 2 Drawers, 6"H 3 Accessory Rail, Side Drawer Organizer Bins



Room Contents: Procedure Room, UC (CUC31) – Cont'd.

JSN	Content Name	Acq Code	Qty	Description
E0948	Cart, General Storage, Mobile, 42"H x 32"W x 22"D	VV	2	THIS TYPICAL INCLUDES: 1 Cart Body, Style-A Narrow, w/Raised Edge Top 2 Drawers, 3" H 4 Drawers, 6" H 1 Accessory Rail, Side Drawer Organizer Bins
F0205	Chair, Side With Arms	VV	2	Upholstered side chair, 32" high X 21" wide X 23" deep with arms, padded seats and padded backs. Seat height is a minimum of 17". Available with or without sled base.
F0340	Stool, Self Adjusting	VV	1	Self adjusting stool. Consists of a foam padded upholstered seat with attached foot rest for added comfort. Mounted on swivel casters. Designed for doctor's use during examinations.
F2010	Basket, Wastepaper, Step-On	VV	1	"Step-on" wastepaper basket with inner liner and foot pedal activated flip top.
F3200	Clock, Battery, 12" Diameter	VV	1	Clock, 12" diameter. Round surface, easy to read numbers with sweep second hand. Wall mounted unit for use when impractical to install a fully synchronized clock system. Battery operated, (batteries not included).
M0506	Television, Flat Screen	VV	1	Flat screen television with approximately 32" to 40' diagonal screen size. The TV will have built-in speakers, NTSC tuner, a 16:9 wide screen aspect ratio, a minimum of 1280 x 768 resolution and a remote control.
M0750	Flowmeter, Air, Connect w/50 PSI Supply	VV	1	Air flowmeter. Unit has a stainless steel needle valve with clear flowtube for connection to 50 PSI air outlet from central pipeline system. Requires the appropriate adapter for connection to the wall outlet and fitting to connect to tubing. Database prices reflect fittings with an attached DISS power outlet. Other outlet and adapter configurations are available.
M0755	Flowmeter, Oxygen, Low Flow	VV	2	Oxygen flowmeter. Consists of a clear crystal flowtube calibrated to 3.5 or 8 LPM depending on manufacturer. For oxygen regulation in hospital settings. Database pricing includes DISS fitting and DISS power outlet and wall adapter. Other fitting and adapter configurations are available.
M0765	Regulator, Vacuum	VV	2	Vacuum pressure regulator for connection to central piped vacuum system. Standard display scale is graduated at least from 0 to 200 mm Hg of vacuum. Displays on specialized regulators may cover other vacuum ranges. Regulator type (continuous, intermittent, continuous/intermittent, surgical, pediatric, thoracic, etc.) as required. To be used in delivery, neonatal, pediatrics or any area where suction is required. Database pricing reflects continuous regulators graduated to 200 mm Hg with a full line vacuum selection switch and DISS configured inlets and outlets.



Room Contents: Procedure Room, UC (CUC31) – Cont'd.

JSN	Content Name	Acq Code	Qty	Description
M3070	Hamper, Linen, Mobile, w/Lid	VV	1	Mobile linen hamper with hand or foot operated lid. Made of heavy tubular stainless steel with heavy gauge welded steel platform. Holds 25" hamper bags. Mounted on ball bearing casters. For linen transport in hospitals and clinics.
M3072	Frame, Infectious Waste Bag w/Lid	VV	1	Frame for an infectious waste collection bag. Made of heavy tubular stainless steel with heavy gauge welded steel platform. Adjust to hold 18" or 25" trash bags. Mounted on ball bearing casters and includes permanently mounted hinged lid. Provides means of bagging infectious waste at point of waste generation.
M3073	Container, Biohazard Waste, Step-on, Fire Safe	VV	1	A biohazard waste container with a step-on lid. The container will have a capacity of approximately 12 gallons and be made of a fire safe material.
M4200	Otoscope/Ophthalmoscope, Wall Mounted	VV	1	Wall mounted otoscope and ophthalmoscope. Includes 6 foot line cord and plug and accepts and includes two handles. Contains head turn-on/turn-off, built-in speculum tray and 8 foot coiled cords. Unit is designed for use in patient exam rooms.
M4255	Stand, IV, Adjustable	VV	1	Adjustable IV stand with 4-hook arrangement. Stand has stainless steel construction with heavy weight base. It adjusts from 66 inches to 100 inches and is mounted on conductive rubber, ball bearing, swivel casters. Stand is used for administering intravenous solutions.
M4266	Pump, Volumetric, Infusion, Multiple Line	VV	1	Volumetric infusion pump. Pump is self-regulating with automatic sensor and adjustable rate. Equipped with visual and audible alarms and up to 10 hour capacity battery. For the administration of a wide variety of therapeutic agents where precise control is required. Unit provides individual control to IV lines simultaneously.
M4655	Stretcher, Mobile, CRS, 9 Position	VV	1	Mobile stretcher. All corrosion resistant stainless steel construction. It consists of a tubular frame with side rails, a 9-position hydraulic base with pneumatic fowler adjustment, and a 2" pad. Unit is mounted on 8" conductive casters. Designed for patient transport as well as for minor surgical procedures.
M7040	Table, Overbed	VV	1	Overbed table. Adjustable height table constructed of heavy gauge steel. Mounted on 2" diameter twin swivel casters with bumper caps. Table top is constructed with a high pressure plastic laminated surface that resists chipping, scratching, and staining. It includes a vanity tray and a mirror. Table is designed for use over bed, wheelchair or large chair.



Room Contents: Procedure Room, UC (CUC31) – Cont'd.

JSN	Content Name	Acq Code	Qty	Description
M7470	Light, Surgical, Ceiling, Single, Small	CC	1	Ceiling mounted surgical light. Consists of a single lamp head up to 24" in diameter depending on the manufacturer. Unit provides heat filtered, color corrected light. Most lights require a minimum ceiling height of 8 feet 2 inches; check manufacturers' specific recommendations. Light head is in a movable yoke attached to a column hanging from the ceiling. For minor surgery and obstetrical procedures. Physical dimensions refer to the retracted light; one length of the dual swing arm around the center mount for width and depth and the height is the combined lamp head and folded arms height.
M7845	Monitor, Physiological, Bedside, 4 Channel	VV	1	4 channel bedside physiological monitor. The unit consist of a four-channel non-fade monochrome display monitor, an alarm system and printer-recording capabilities. The monitor has color coded controls and automatic calibration. The unit displays up to four waveforms simultaneously. The parameters to be monitored are user selectable. The monitor may be connected to a central monitoring station. The unit monitors patients in most acute care areas, step-down units, procedure rooms and emergency rooms.
M7910	Thermometer, Electronic	VV	1	Electronic thermometer. Pocket size unit with easy to read zero Fahrenheit or zero Centigrade LCD display in approximately 20 seconds. Battery operated and enclosed in a heavy duty plastic case. Unit is hand-held portable and may be stand or wall mounted. For patient body temperature readings.
M8810	Stand, Mayo	VV	1	Adjustable instrument table. Table is corrosion resistant stainless steel construction and is mounted on two casters with two skid rails. It has telescopic upright adjusts from 39 inches to 60 inches with automatic locking device, and removable 13"x19" instrument tray. Designed for use in operating and procedure rooms.
P3100	Lavatory, Vitreous China, Slab Type	CC	1	Wall mounted, slab type, vitreous china, lavatory (approximate bowl size 7"x15"x10") with: faucet holes on 4" centers; gooseneck spout; wrist blade handles; and grid strainer. It shall be suitable for use in clinics, offices, washrooms or patient care area.



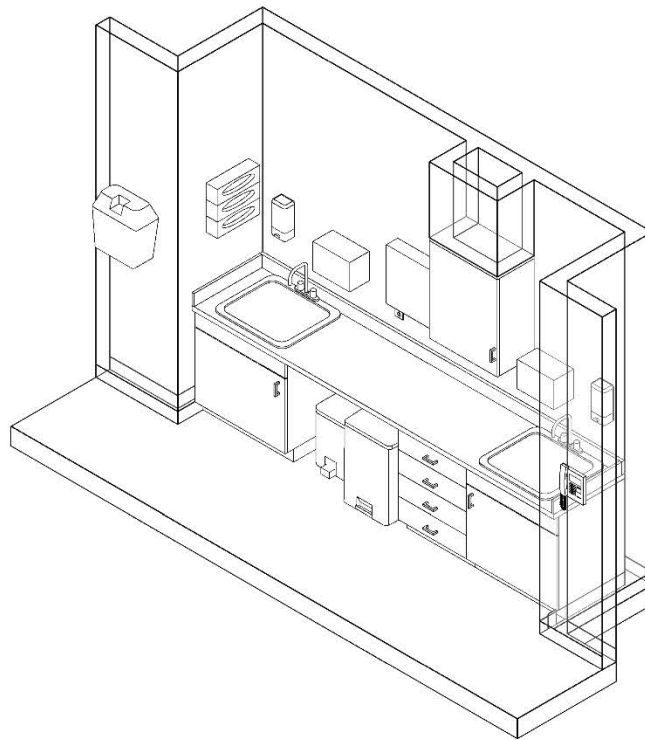


URGENT CARE
POINT OF CARE (POC) TESTING ALCOVE, UC (CUC33)
AXONOMETRIC

October 1, 2023

Plot Date: 8/11/2023 3:35:28 PM

SCALE:




DISCLAIMER: ROOM TEMPLATES ARE GRAPHICAL REPRESENTATIONS OF SELECTED ROOM TYPES THAT ILLUSTRATE VA PLANNING REQUIREMENTS FOR SPACE, ROOM CONTENTS, AND ROOM SPECIFIC ENGINEERING SYSTEMS. THEY PROVIDE TYPICAL CONFIGURATIONS, PLANNING CRITERIA, AND GENERAL TECHNICAL GUIDANCE, AND ARE NOT INTENDED TO BE PROJECT SPECIFIC REQUIREMENTS.



Plot Date: 8/11/2023 3:35:30 PM

SCALE:



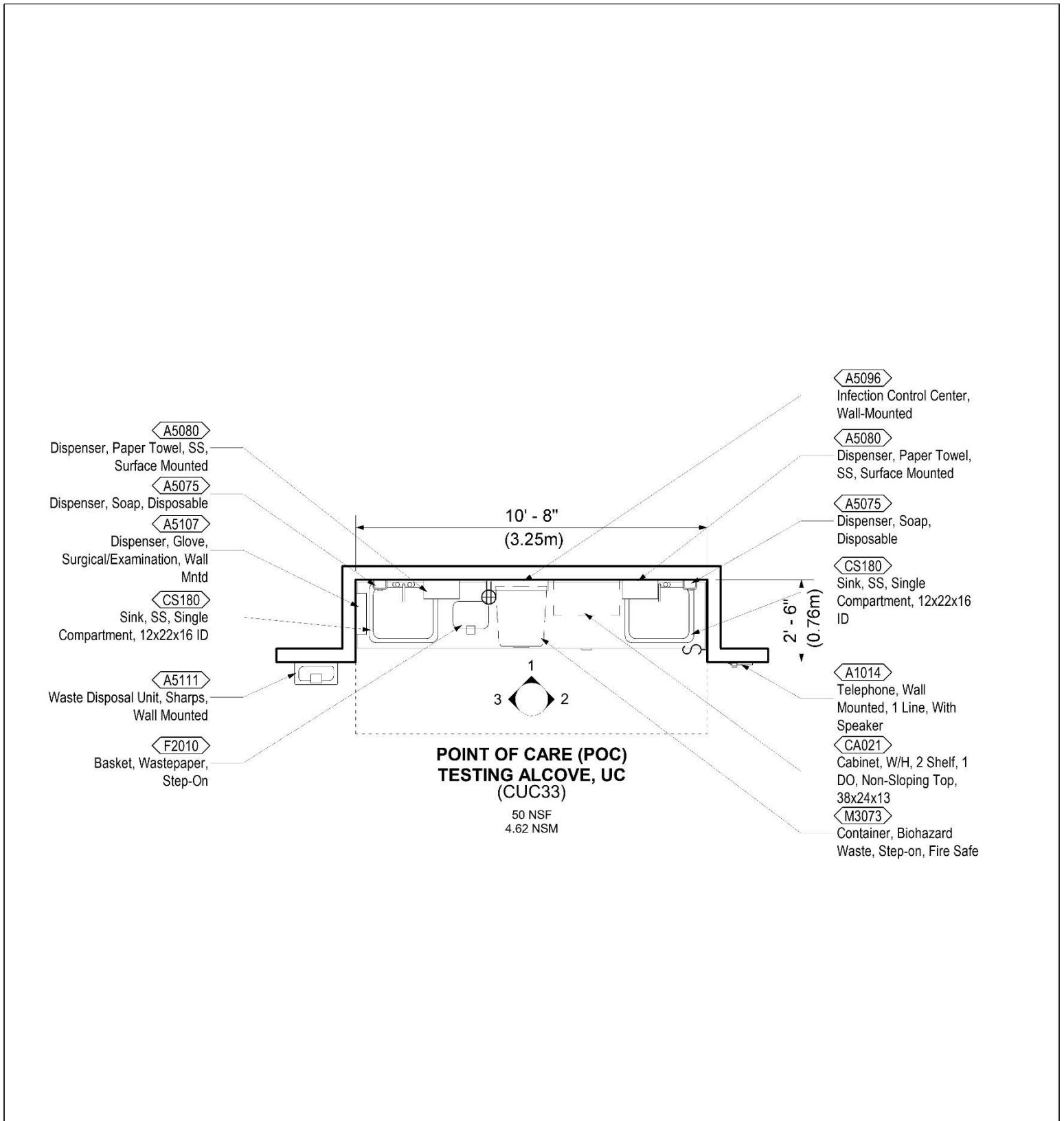


URGENT CARE
POINT OF CARE (POC) TESTING ALCOVE, UC (CUC33)
FLOOR PLAN (50 NSF / 4.62 NSM)

October 1, 2023

Plot Date: 8/11/2023 3:35:32 PM

SCALE: 1/4" = 1'-0"



- A5080 Dispenser, Paper Towel, SS, Surface Mounted
- A5075 Dispenser, Soap, Disposable
- A5107 Dispenser, Glove, Surgical/Examination, Wall Mntd
- CS180 Sink, SS, Single Compartment, 12x22x16 ID
- A5111 Waste Disposal Unit, Sharps, Wall Mounted
- F2010 Basket, Wastepaper, Step-On

- A5096 Infection Control Center, Wall-Mounted
- A5080 Dispenser, Paper Towel, SS, Surface Mounted
- A5075 Dispenser, Soap, Disposable
- CS180 Sink, SS, Single Compartment, 12x22x16 ID
- A1014 Telephone, Wall Mounted, 1 Line, With Speaker
- CA021 Cabinet, W/H, 2 Shelf, 1 DO, Non-Sloping Top, 38x24x13
- M3073 Container, Biohazard Waste, Step-on, Fire Safe

**POINT OF CARE (POC)
TESTING ALCOVE, UC
(CUC33)**
50 NSF
4.62 NSM

DISCLAIMER: ROOM TEMPLATES ARE GRAPHICAL REPRESENTATIONS OF SELECTED ROOM TYPES THAT ILLUSTRATE VA PLANNING REQUIREMENTS FOR SPACE, ROOM CONTENTS, AND ROOM SPECIFIC ENGINEERING SYSTEMS. THEY PROVIDE TYPICAL CONFIGURATIONS, PLANNING CRITERIA, AND GENERAL TECHNICAL GUIDANCE, AND ARE NOT INTENDED TO BE PROJECT SPECIFIC REQUIREMENTS.

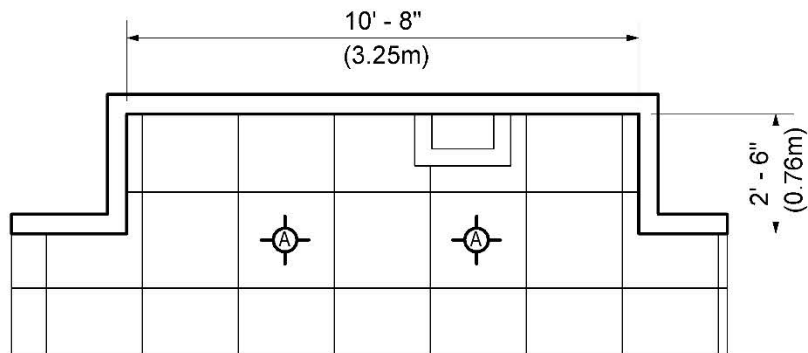


URGENT CARE
POINT OF CARE (POC) TESTING ALCOVE, UC (CUC33)
REFLECTED CEILING PLAN

October 1, 2023

Plot Date: 8/11/2023 3:35:34 PM

SCALE: 1/4" = 1'-0"

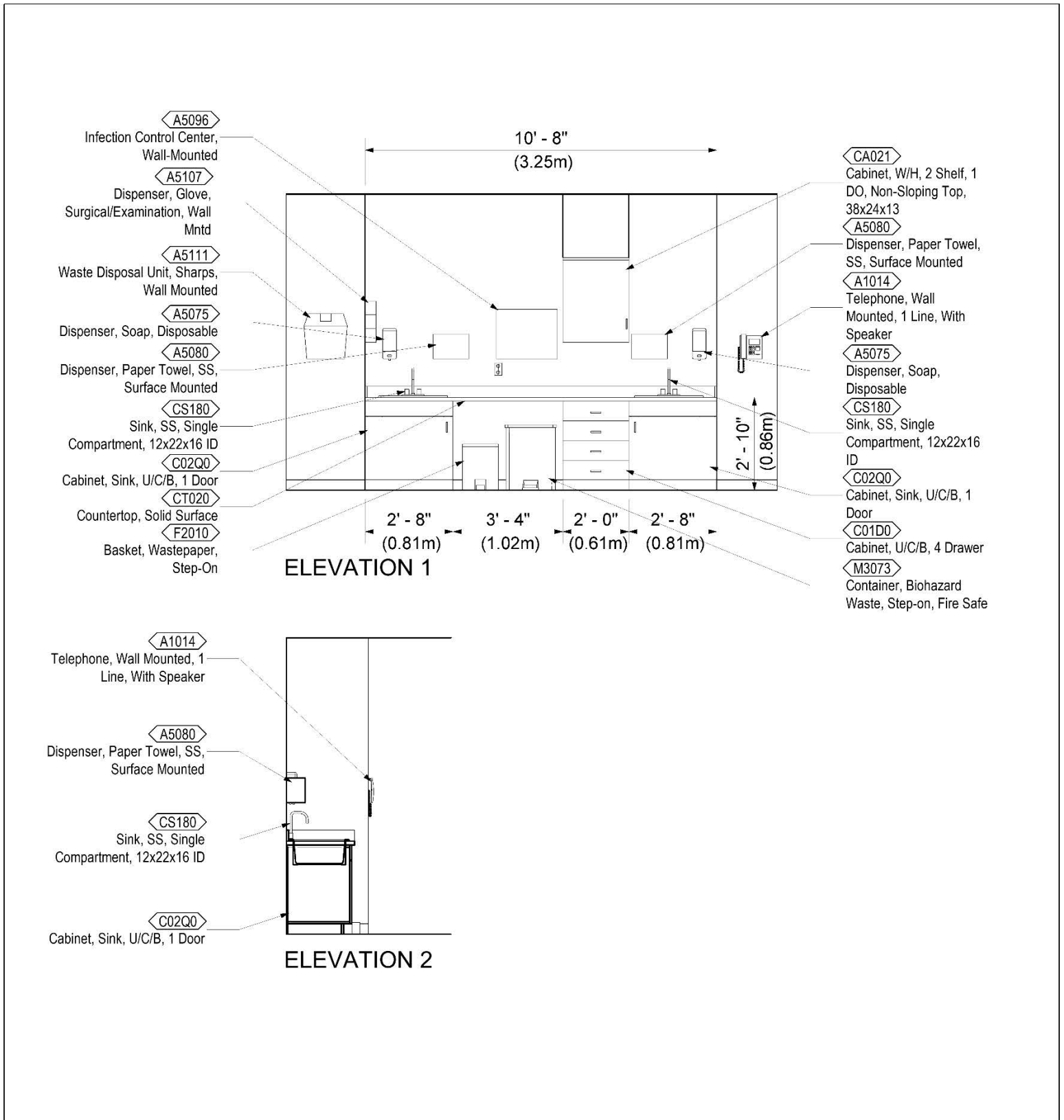


**POINT OF CARE (POC)
TESTING ALCOVE, UC
(CUC33)**

50 NSF
4.62 NSM

Plot Date: 8/11/2023 3:35:36 PM

SCALE: 1/4" = 1'-0"



- A5096 Infection Control Center, Wall-Mounted
- A5107 Dispenser, Glove, Surgical/Examination, Wall Mntd
- A5111 Waste Disposal Unit, Sharps, Wall Mounted
- A5075 Dispenser, Soap, Disposable
- A5080 Dispenser, Paper Towel, SS, Surface Mounted
- CS180 Sink, SS, Single Compartment, 12x22x16 ID
- C02Q0 Cabinet, Sink, U/C/B, 1 Door
- CT020 Countertop, Solid Surface
- F2010 Basket, Wastepaper, Step-On

- CA021 Cabinet, W/H, 2 Shelf, 1 DO, Non-Sloping Top, 38x24x13
- A5080 Dispenser, Paper Towel, SS, Surface Mounted
- A1014 Telephone, Wall Mounted, 1 Line, With Speaker
- A5075 Dispenser, Soap, Disposable
- CS180 Sink, SS, Single Compartment, 12x22x16 ID
- C02Q0 Cabinet, Sink, U/C/B, 1 Door
- C01D0 Cabinet, U/C/B, 4 Drawer
- M3073 Container, Biohazard Waste, Step-on, Fire Safe

DISCLAIMER: ROOM TEMPLATES ARE GRAPHICAL REPRESENTATIONS OF SELECTED ROOM TYPES THAT ILLUSTRATE VA PLANNING REQUIREMENTS FOR SPACE, ROOM CONTENTS, AND ROOM SPECIFIC ENGINEERING SYSTEMS. THEY PROVIDE TYPICAL CONFIGURATIONS, PLANNING CRITERIA, AND GENERAL TECHNICAL GUIDANCE, AND ARE NOT INTENDED TO BE PROJECT SPECIFIC REQUIREMENTS.

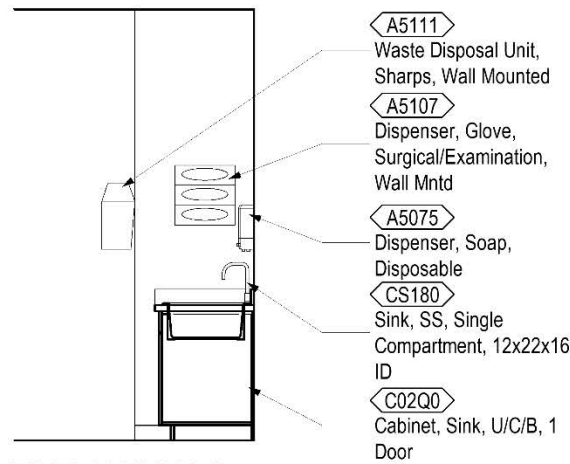


URGENT CARE
POINT OF CARE (POC) TESTING ALCOVE, UC (CUC33)
ELEVATIONS

October 1, 2023

Plot Date: 8/11/2023 3:35:38 PM

SCALE: 1/4" = 1'-0"



ELEVATION 3

Room Data: Point-of-Care (POC) Testing Alcove, UC (CUC33)

ARCHITECTURAL & INTERIOR DESIGN

Ceiling Finish:	m: AT
Ceiling Height:	9'-0" (2700mm)
Wall Finish:	m: GWB f: P
Wainscot:	No
Base:	m: RB h: 4" (100mm)
Floor Finish:	m: LVT
Slab Depression:	No
Sound Protection:	No
Doors:	Open
Hardware Nr:	N/A
Notes:	

HVAC

Refer to HVAC Design Manual Design in accordance with project requirements. Refer to the current version of Chapter 6, "Mechanical Room Data Sheets" for room temperatures, humidity range, room air change requirements, noise level, pressurization and other information.

PLUMBING AND MEDICAL GASES

Cold Water:	Yes
Hot Water:	Yes
Sanitary Drain:	Yes
Medical Air:	No
Medical Vacuum:	No
Oxygen:	No

FIRE PROTECTION

Refer to Fire Protection Design Manual for guidance on fire suppression and fire alarm device type and placement in accordance with project requirements.

POWER

Refer to the latest VA Electrical Design Manual for general electrical requirements.

Normal Power: To be connected to selected receptacles and equipment.

Emergency Power: Critical branch of the EES (Essential Electrical System), if provided, to be connected to selected receptacles and equipment.

Notes:

1. Coordinate electrical power requirements with specific vendor equipment.

LIGHTING

Refer to the latest VA Lighting Design Manual for lighting design consideration.

**TELECOMMUNICATION/
SPECIAL TELECOMMUNICATION SYSTEMS**

Data:	Yes
Telephone:	Yes
Cable Television	No
Duress Alarm	No
Electronic Access and Door Control	No
Intercom:	No
Motion Intrusion Detection (MID)	No
Nurse Call:	No
Code Blue	No
Public Address:	No
Security Surveillance Television (SSTV)	No
VA Satellite TV:	No
Video Conferencing (VTEL):	No
Count Down Clock:	No



Room Contents: Point-of-Care (POC) Testing Alcove, UC (CUC33)

JSN	Content Name	Acq Code	Qty	Description
A1010	Telecommunication Outlet	CC	3	Telecommunication outlet location.
A1014	Telephone, Wall Mounted, 1 Line, With Speaker	VV	1	Telephone, wall mounted, 1 line, with speaker.
A5075	Dispenser, Soap, Disposable	VV	1	Disposable soap dispenser. One-handed dispensing operation. Designed to accommodate disposable soap cartridge and valve.
A5080	Dispenser, Paper Towel, SS, Surface Mounted	CC	2	A surface mounted, satin finish stainless steel, single-fold, paper towel dispenser. Dispenser features: tumbler lock; front hinged at bottom; and refill indicator slot. Minimum capacity 400 single-fold paper towels. For general purpose use throughout the facility.
A5096	Infection Control Center, Wall-Mounted	VV	1	Wall mounted infection control center designed for public waiting and reception areas. Provides spaces for dispensing sanitizer, masks and tissues. Available in a variety of finishes and wood framing material.
A5107	Dispenser, Glove, Surgical/Examination, Wall Mntd	VV	1	Examination three (Small Medium, Large) glove dispenser box for wall mounting. Fabricated of either cold rolled steel with a white baked enamel finish, plastic or acrylic. Hardware not included, Option 3 powder coated steel.
A5111	Waste Disposal Unit, Sharps Wall Mount	VC	1	The unit is designed for the disposal of sharps and complies with OSHA guidelines for the handling of sharps. It shall house a 5 quart container and be capable of being mounted on a wall. The unit shall be secured by a locked enclosure.
C01D0	Cabinet, U/C/B, 4 Drawer, 36x18x22	CC	1	Standing height under counter base cabinet with four full width drawers of equal height. Also referred to as a drawer cabinet. For general purpose use throughout the facility.
C02Q0	Cabinet, Sink, U/C/B, 1 Door, 36x24x22	CC	2	Standing height under counter base sink cabinet with a solid right or left-hinged door (appropriate door configuration to be indicated on equipment elevation drawings). Also referred to as a single-door sink cabinet. For general purpose use throughout the facility where a sink is to be used. Coordinate actual clear cabinet dimension with the actual outside dimension of sink that is specified to ensure that they are compatible.
CA021	Cabinet, W/H, 2 Shelf, 1 DO, Non-Sloping Top 38x24x13	CC	1	Wall hung cabinet with two adjustable shelves, solid right or left-hinged door (appropriate door hinge configuration to be indicated on equipment elevation drawings).



Room Contents: Point-of-Care (POC) Testing Alcove, UC (CUC33) – Cont'd.

JSN	Content Name	Acq Code	Qty	Description
CS180	Sink, SS, Single Compartment, 12x22x16 ID	CC	2	Single compartment stainless steel sink, drop-in, self-rimming, ledge-type, connected with a drain and provided with a mixing faucet. It shall also be provided with pre-punched fixture holes on 4" center, integral back ledge to accommodate deck-mounted fixtures, brushed/polished interior and top surfaces, and sound deadened. Recommended for use in suspended or U/C/B sink cabinets having a high plastic laminate or Chemsurf laminate countertop/work surface. Coordinate actual outside sink dimensions with the actual clear dimension of cabinet specified to ensure that they are compatible. For general purpose use throughout the facility.
CT020	Countertop, Solid Surface	CC	1	A solid, nonporous countertop with a smooth seamless appearance. Easy to clean and maintain and with proper cleaning does not support the growth of mold. An acrylic-based solid surface product. Standard thickness of 1", and a 4" butt backsplash/curb. Also referred to as a work surface or work top. Available in a choice of colors and depths. Used in lab and other hospital areas requiring optimum physical and chemical resisting properties.
F2010	Basket, Wastepaper, Step-On	VV	1	"Step-on" wastepaper basket with inner liner and foot pedal activated flip top.
M3073	Container, Biohazard Waste, Step-on, Fire Safe	VV	1	A biohazard waste container with a step-on lid. The container will have a capacity of approximately 12 gallons and be made of a fire safe material.



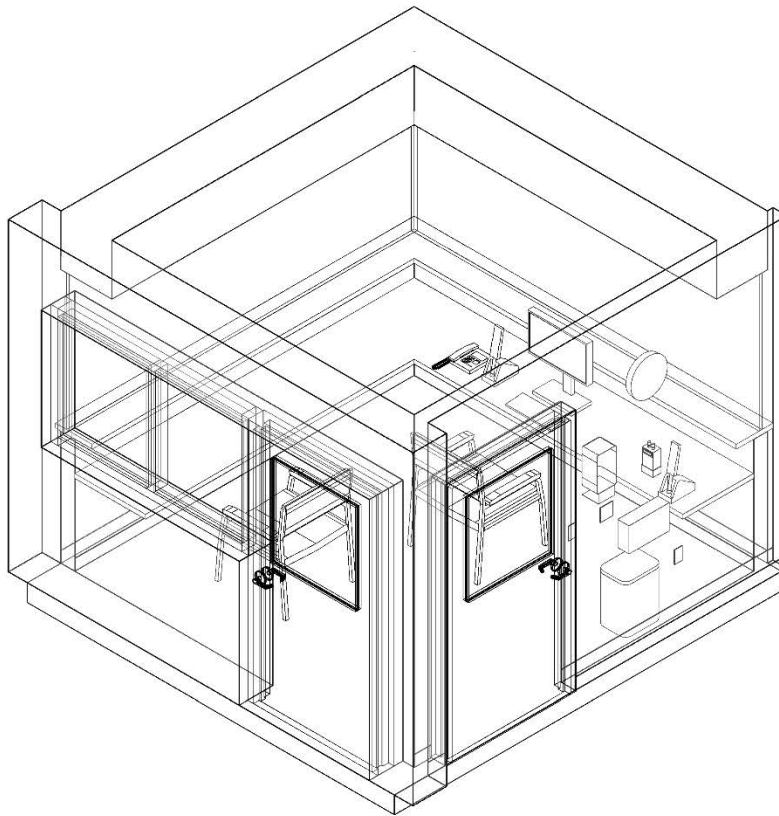


URGENT CARE
UC SECURITY STATION, POLICE SVC (SB851)
AXONOMETRIC

October 1, 2023

Plot Date: 8/11/2023 3:37:13 PM

SCALE:




DISCLAIMER: ROOM TEMPLATES ARE GRAPHICAL REPRESENTATIONS OF SELECTED ROOM TYPES THAT ILLUSTRATE VA PLANNING REQUIREMENTS FOR SPACE, ROOM CONTENTS, AND ROOM SPECIFIC ENGINEERING SYSTEMS. THEY PROVIDE TYPICAL CONFIGURATIONS, PLANNING CRITERIA, AND GENERAL TECHNICAL GUIDANCE, AND ARE NOT INTENDED TO BE PROJECT SPECIFIC REQUIREMENTS.



Plot Date: 8/11/2023 3:37:15 PM

SCALE:



DISCLAIMER: ROOM TEMPLATES ARE GRAPHICAL REPRESENTATIONS OF SELECTED ROOM TYPES THAT ILLUSTRATE VA PLANNING REQUIREMENTS FOR SPACE, ROOM CONTENTS, AND ROOM SPECIFIC ENGINEERING SYSTEMS. THEY PROVIDE TYPICAL CONFIGURATIONS, PLANNING CRITERIA, AND GENERAL TECHNICAL GUIDANCE, AND ARE NOT INTENDED TO BE PROJECT SPECIFIC REQUIREMENTS.

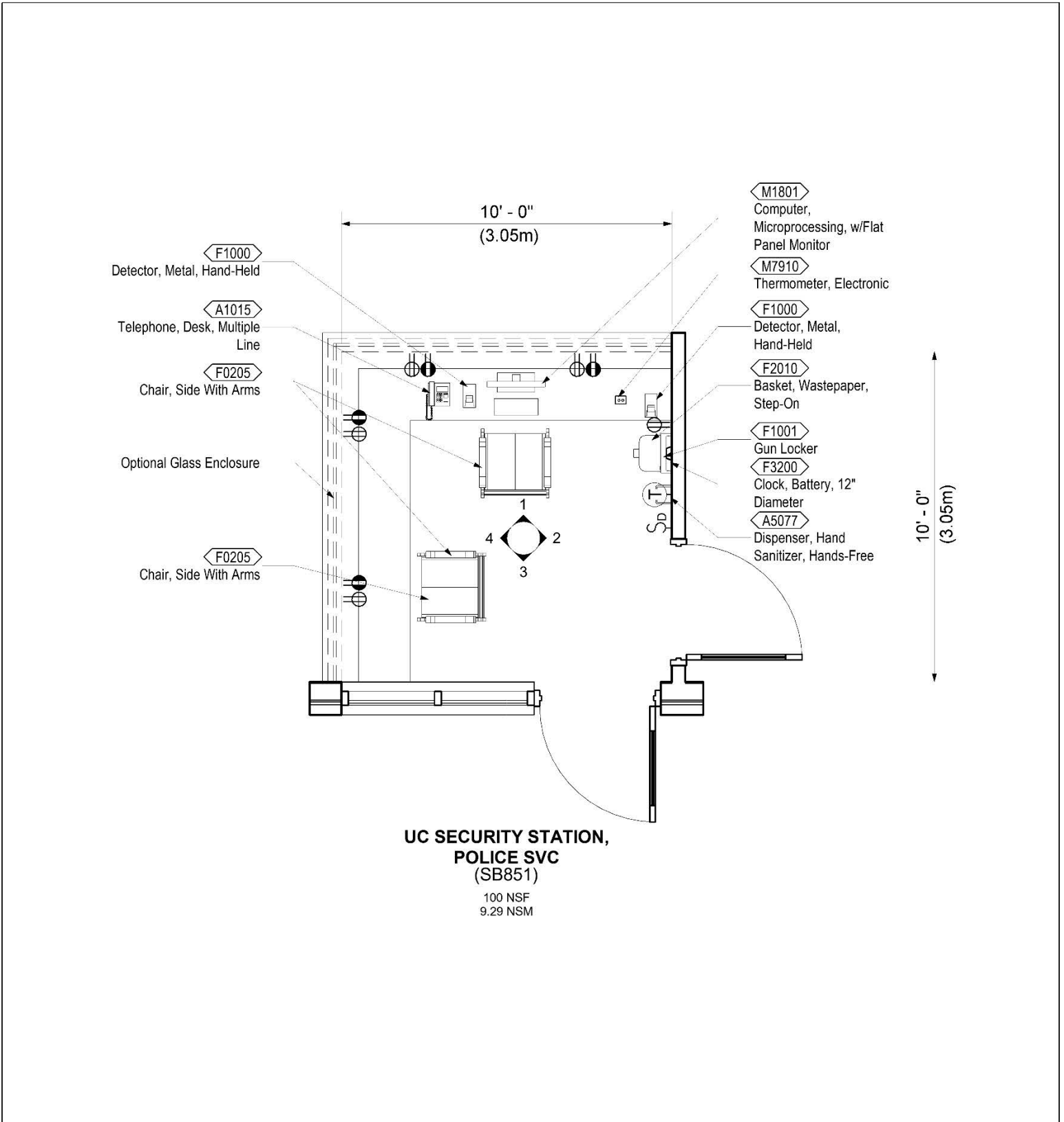


URGENT CARE
UC SECURITY STATION, POLICE SVC (SB851)
FLOOR PLAN (100 NSF / 9.29 NSM)

October 1, 2023

Plot Date: 8/11/2023 3:37:17 PM

SCALE: 1/4" = 1'-0"



DISCLAIMER: ROOM TEMPLATES ARE GRAPHICAL REPRESENTATIONS OF SELECTED ROOM TYPES THAT ILLUSTRATE VA PLANNING REQUIREMENTS FOR SPACE, ROOM CONTENTS, AND ROOM SPECIFIC ENGINEERING SYSTEMS. THEY PROVIDE TYPICAL CONFIGURATIONS, PLANNING CRITERIA, AND GENERAL TECHNICAL GUIDANCE, AND ARE NOT INTENDED TO BE PROJECT SPECIFIC REQUIREMENTS.

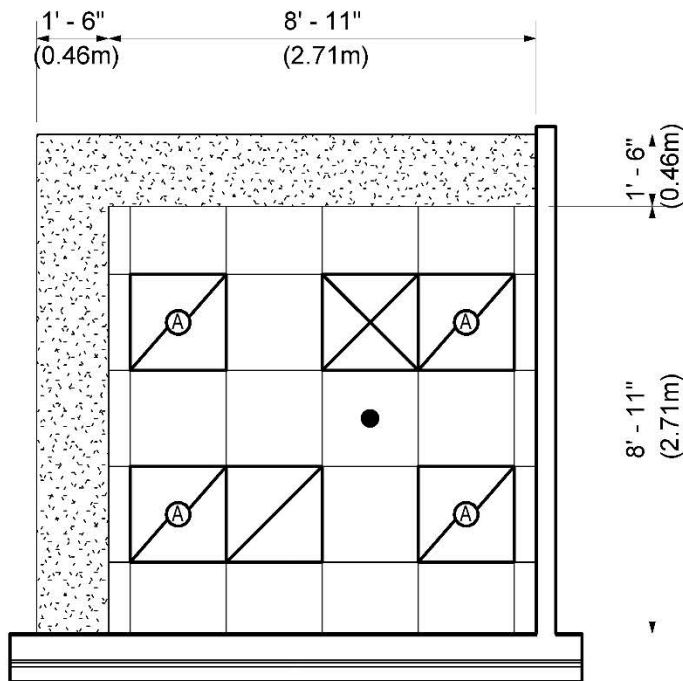


URGENT CARE
UC SECURITY STATION, POLICE SVC (SB851)
REFLECTED CEILING PLAN

October 1, 2023

Plot Date: 8/11/2023 3:37:19 PM

SCALE: 1/4" = 1'-0"

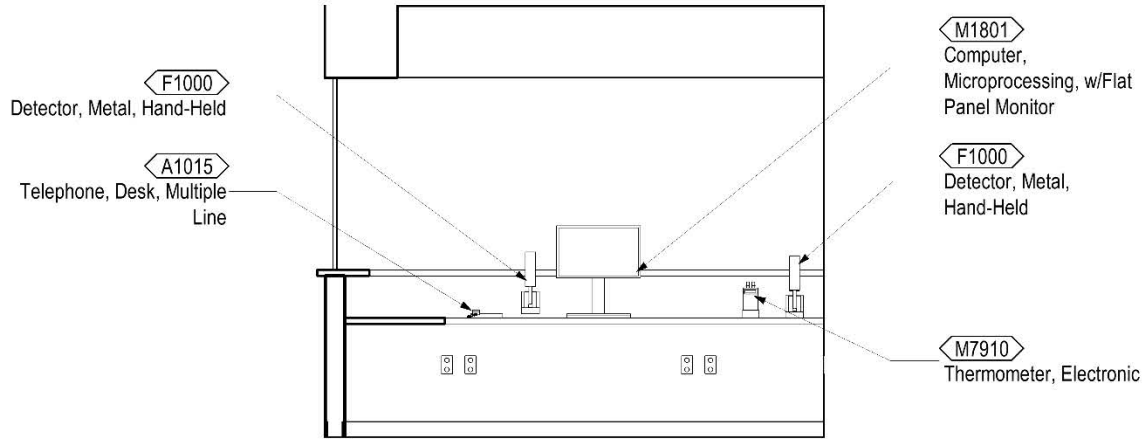


**UC SECURITY STATION,
POLICE SVC
(SB851)**

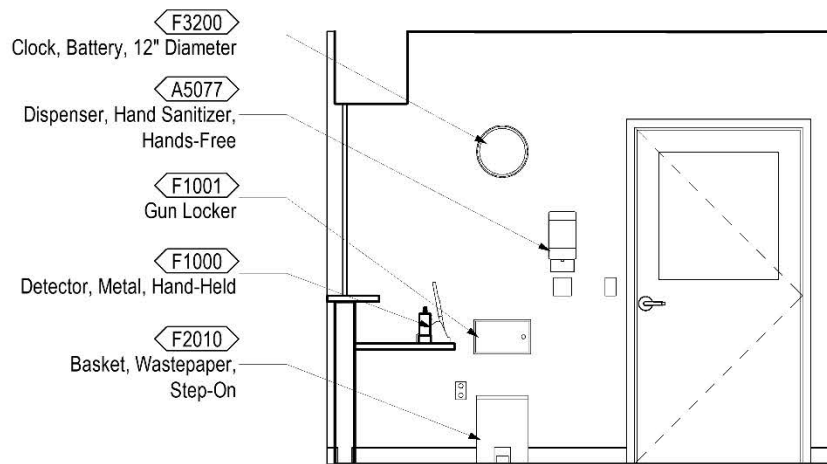
100 NSF
9.29 NSM

Plot Date: 8/11/2023 3:37:21 PM

SCALE: 1/4" = 1'-0"



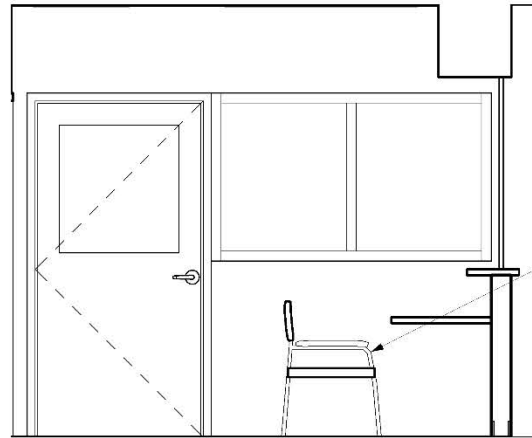
ELEVATION 1



ELEVATION 2

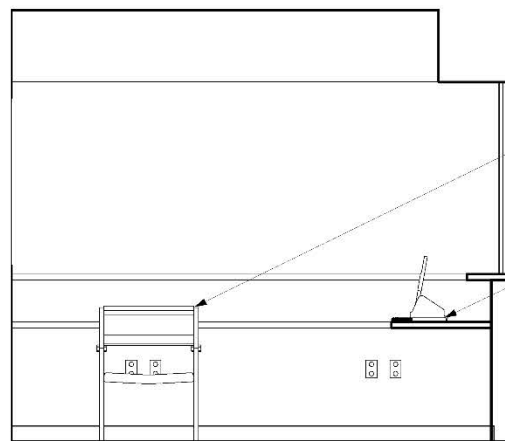
Plot Date: 8/11/2023 3:37:23 PM

SCALE: 1/4" = 1'-0"



F0205
Chair, Side With Arms

ELEVATION 3



F0205
Chair, Side With Arms

A1015
Telephone, Desk, Multiple Line

ELEVATION 4

Room Data: UC Security Station, Police Svc (SB851)**ARCHITECTURAL & INTERIOR DESIGN**

Ceiling Finish:	m: AT f: SP
Ceiling Height:	9'-0" (2700mm)
Wall Finish:	m: GWB f: SC
Wainscot:	No
Base:	m: PRB [8] h: 4" (100mm)
Floor Finish:	f: LVT
Slab Depression:	No
Sound Protection:	No
Doors:	m: WOOD t: 3 dg: T s: S & m: GALV HM t: 3 df: T s: S
Hardware Nr:	SH-3D
Notes:	

HVAC

Refer to HVAC Design Manual Design in accordance with project requirements.
Refer to the current version of Chapter 6, "Mechanical Room Data Sheets" for room temperatures, humidity range, room air change requirements, noise level, pressurization and other information.

PLUMBING AND MEDICAL GASES

Cold Water:	No
Hot Water:	No
Sanitary Drain:	No
Medical Air:	No
Medical Vacuum:	No
Oxygen:	No

FIRE PROTECTION

Refer to Fire Protection Design Manual for guidance on fire suppression and fire alarm device type and placement in accordance with project requirements.

POWER

Refer to the latest VA Electrical Design Manual for general electrical requirements.

Normal Power: To be connected to selected receptacles and equipment.

Emergency Power: Critical branch of the EES (Essential Electrical System), if provided, to be connected to selected receptacles and equipment.

LIGHTING

Refer to the latest VA Lighting Design Manual for lighting design consideration.

**TELECOMMUNICATION/
SPECIAL TELECOMMUNICATION SYSTEMS**

Data:	Yes
Telephone:	Yes
Cable Television	No
Duress Alarm	Yes
Electronic Access and Door Control	Yes
Intercom:	Yes
Motion Intrusion Detection (MID)	No
Nurse Call:	Yes
Code Blue	No
Public Address:	No
Security Surveillance Television (SSTV)	Yes
VA Satellite TV:	No
Video Teleconferencing (VTEL):	No
Count Down Clock:	No



Room Contents: UC Security Station, Police Svc (SB851)

JSN	Content Name	Acq Code	Qty	Description
A1015	Telephone, Desk, Multiple Line	VV	1	Telephone, desk, multiple line.
A5077	Dispenser, Hand Sanitizer, Hands-Free	VV	1	A touch free wall-mounted hand sanitizer dispenser. For use throughout a healthcare facility. Unit does not include the sanitizing liquid. Units are battery operated.
F0205	Chair, Side With Arms	VV	1	Upholstered side chair, 32" high X 21" wide X 23" deep with arms, padded seats and padded backs. Seat height is a minimum of 17". Available with or without sled base.
F1000	Detector, Metal, Hand-Held	VV	1	Handheld metal detector; audible & visual alarms. Detector meets US and International regulatory requirements for electromagnetic safety. Sensitivity to all metals and high immunity to external metal masses. Detector may include rechargeable battery.
F1001	Locker, Pistol	VV	1	Wall-mounted pistol / handgun locker, features 1 - 4 compartments with padded shelves and pistol holder. Exterior is 18 gauge steel with powder coat finish and all welded seams. Uses either key locks or combination locks and made with stainless steel components.
F2010	Basket, Wastepaper, Step-On	VV	1	"Step-on" wastepaper basket with inner liner and foot pedal activated flip top.
F3200	Clock, Battery, 12" Diameter	VV	1	Clock, 12" diameter. Round surface, easy to read numbers with sweep second hand. Wall mounted unit for use when impractical to install a fully synchronized clock system. Battery operated, (batteries not included).
M1801	Computer, Microprocessing, w/Flat Panel Monitor	VV	1	Desk top microprocessing computer. The unit shall consist of a central processing mini tower, flat panel monitor, keyboard, mouse and speakers. The system shall have the following minimum characteristics: a 2.8 GHz Pentium processor; 512 MB memory; 80GB hard drive; 32/48x CD-ROM/DVD combo; 1.44MB network interface card; video 32 MB NVIDIA; a 18 inch flat panel monitor. The computer is used throughout the facility to input, manipulate and retrieve information.
M7910	Thermometer, Electronic	VV	1	Electronic thermometer. Pocket size unit with easy to read zero Fahrenheit or zero Centigrade LCD display in approximately 20 seconds. Battery operated and enclosed in a heavy duty plastic case. Unit is hand-held portable and may be stand or wall mounted. For patient body temperature readings.

