

KEY NOTES

1. M5531, SLIT LAMP, MAY BE USED IN ADDITION TO M5510, DIGITAL FUNDUS CAMERA.
2. MOUNT A5145, HOOK, AT 1219 [4'-0"] AFF. PROVIDE 2-A5145'S FOR NAVY PROJECTS ONLY. MOUNT 1-A5145 AT 1219 [4'-0"] AFF AND 1-A5145 AT 1524 [5'-0"] AFF.
3. F3200, CLOCK, IS FOR NAVY PROJECTS AND IS OPTIONAL.
4. INCREASE THIS DIMENSION AS NEEDED TO COMPLY WITH ADA IF THE DOOR HAS A CLOSER OR IF 610 [2'-0"] CLEARANCE IS NOT AVAILABLE AT THE STRIKE SIDE OF THE DOOR.
5. COORDINATE LOCATION OF M1620, PATIENT CHART HOLDER, AND ROOM SIGNAGE.
6. E0906, SUPPLY LOCKER, AND E1500, RAIL, ARE OPTIONAL. LENGTH OF E1500 TO BE DETERMINED BY MANUFACTURER/INSTALLER.
7. P3200, UTR ELECTRONIC LAVATORY, MAY BE USED INSTEAD OF P3100, LAVATORY. FOR THE P3200 PROVIDE EITHER BATTERY POWER OR HARD WIRED CONNECTION.

EYE, FUNDUS CAMERA ROOM (EYFC1)

OPHTHALMOLOGY/OPTOMETRY

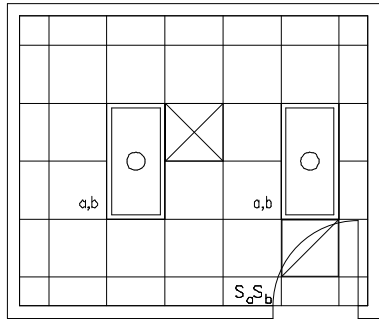
FLOOR/EQUIPMENT PLAN 11.15 NSM (120 NSF)

DATE: 07/12/2001

0 1000 2000



1:50 SCALE (MILLIMETERS)



EYE, FUNDUS CAMERA ROOM (EYFC1)

OPHTHALMOLOGY/OPTOMETRY

CEILING PLAN

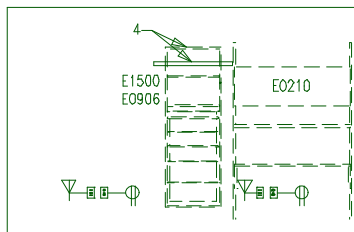
11.15 NSM (120 NSF)

DATE: 07/12/2001

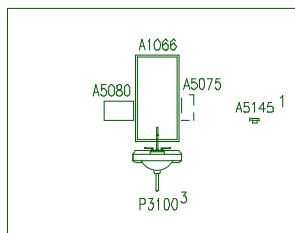
0 1000 2000



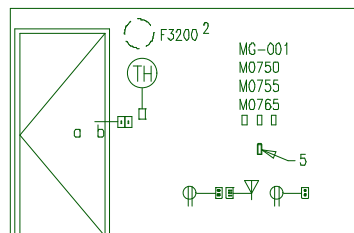
1:50 SCALE (MILLIMETERS)



NORTH



EAST



SOUTH

General Notes:

1. For typical equipment mounting heights see "TYPICAL EQUIPMENT MOUNTING HEIGHTS" drawing.
2. MIL-STD-1691 data can only be accessed from the Equipment Plan.

KEY NOTES

1. MOUNT A5145, HOOK, AT 1219 [4'-0"] AFF. PROVIDE 2-A5145'S FOR NAVY PROJECTS ONLY. MOUNT 1-A5145 AT 1219 [4'-0"] AFF AND 1-A5145 AT 1524 [5'-0"] AFF.
2. F3200, CLOCK, IS FOR NAVY PROJECTS AND IS OPTIONAL.
3. P3200, UTR ELECTRONIC LAVATORY, MAY BE USED INSTEAD OF P3100, LAVATORY. FOR THE P3200 PROVIDE EITHER BATTERY POWER OR HARD WIRED CONNECTION.
4. E0906, SUPPLY LOCKER, AND E1500, RAIL, ARE OPTIONAL. LENGTH OF E1500 TO BE DETERMINED BY MANUFACTURER/INSTALLER.
5. VACUUM SLIDE.

EYE, FUNDUS CAMERA ROOM (EYFC1)

OPHTHALMOLOGY/OPTOMETRY

0 1000 2000

ELEVATIONS

11.15 NSM (120 NSF)



DATE: 07/12/2001

1:50 SCALE (MILLIMETERS)

Project Rooms (User Contents Only)

As of 06/10/2005

Page 1

Room Code: EYFC1 Room Qty: 1 Room Area: 120.01 Room Description: EYE, FUNDUS CAMERA ROOM

JSN	NOMENCLATURE	Qty	UNIT	LOG	Utl	Utl	Utl	Utl	Utl	Utl
			ISSUE	CAT	1	2	3	4	5	6
Equipment per Room:										
A1066	Mirror, Float Glass, With SS Frame, 36X18	1	EA	A
A5075	Dispenser, Soap, Disposable	1	EA	C
A5080	Dispenser, Paper Towel, SS, Surface Mounted	1	EA	A
A5106	Waste Disposal Unit, Sharps w/Glove Dispenser	1	EA	C
A5145	Hook, Garment, Double, SS, Surface Mounted	1	EA	A
E0210	Worksurface, w/Overhead Cab, Wall Mtd, 48" W	1	EA	C	.	A
E0906	Locker, Supply, General, Wall Mtd, 23"W x 20"D	1	EA	C
E1500	Rail, MOD, W/MNTD, HX144XD	1	EA	C
F0300	Chair, Typist, Swivel	3	EA	C
F2000	Basket, Wastepaper, Round, Metal, 18 H x 16 Dia.	1	EA	C
F3200	Clock, Battery, 12" Diameter	1	EA	C
M0750	Flowmeter, Air, Connect w/50 PSI Supply	1	EA	C	.	.	K	.	.	.
M0755	Flowmeter, Oxygen, Low Flow	1	EA	C	.	.	A	.	.	.
M0765	Regulator, Vacuum	1	EA	C	.	.	B	.	.	.
M1620	Holder, Chart, Patient, Wall or Door Mounted	1	EA	A
M1800	Computer, Microprocessing, w/CRT Monitor	1	EA	C	.	A
M1825	Printer, Computer	1	EA	C	.	A
M5025	Table, Instrument, Ophthalmic, Adjustable	1	EA	C	.	A
M5030	Stool, Surgeon, Revolving	2	EA	C
M5510	Camera, Fundus, Digital	1	EA	C	.	A
M6045	Corneal Topography Unit	1	EA	C	.	A
P3100	Lavatory, Vitreous China, Slab Type	1	EA	A	D
		=====								
GRAND TOTAL		25								