

Room Treatment Room, Proctoscopy (LGI) (TRPE1)
Description: Toilet (TLTU1)

NSF: 240
60

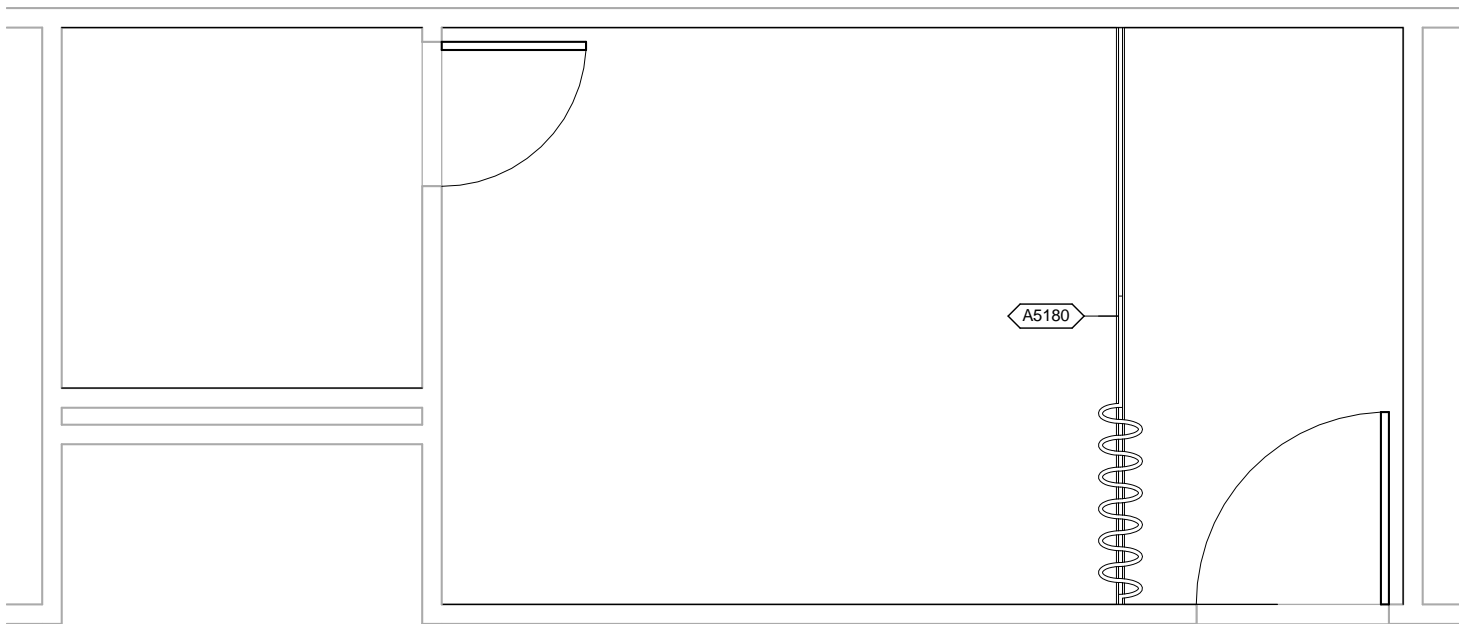
TRPE1/TLTU1

Sheet
Description: Room/Equipment Isometric

Scale:

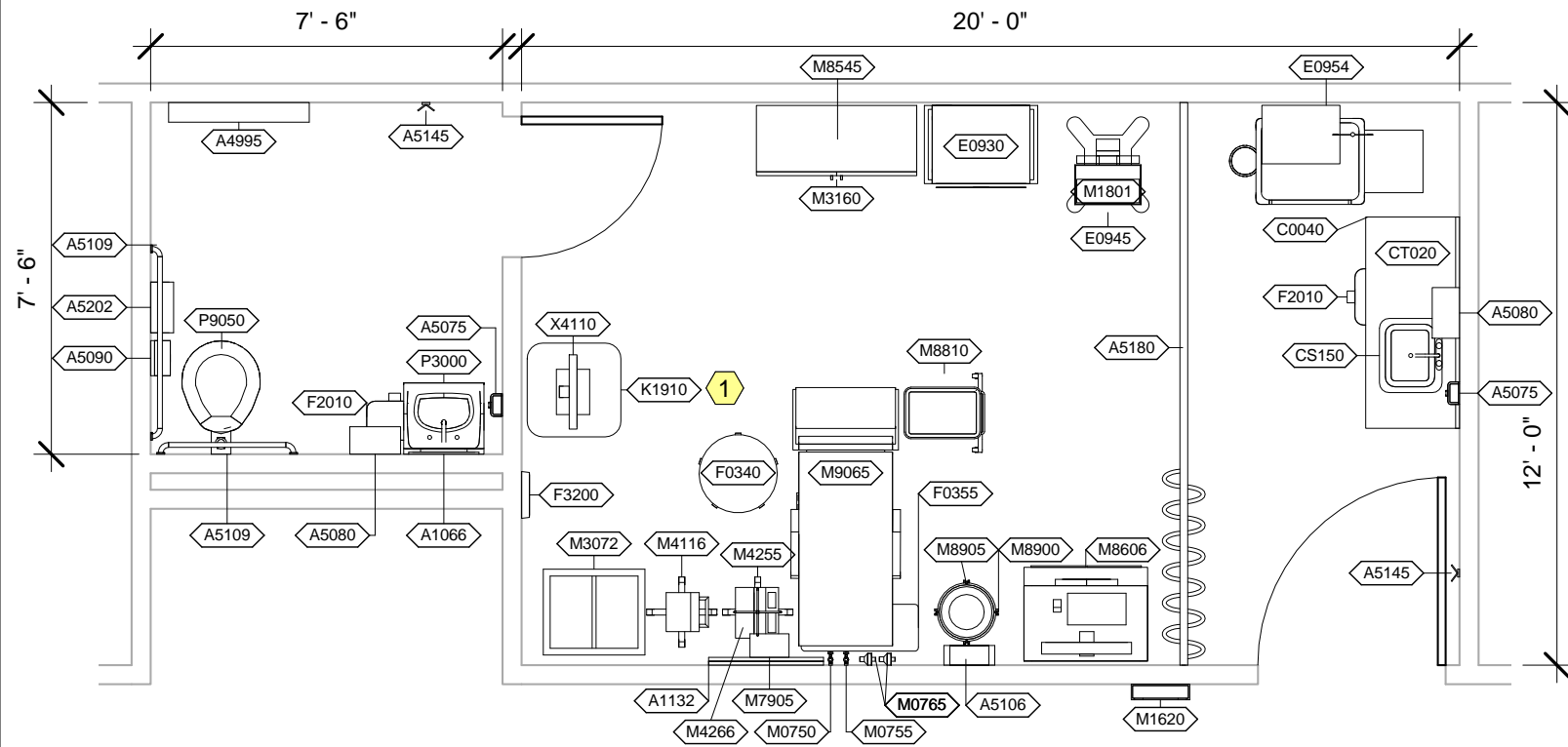
Sheet
1

of
7



TRPE1/TLTU1 - CEILING MOUNTED EQUIPMENT PLAN

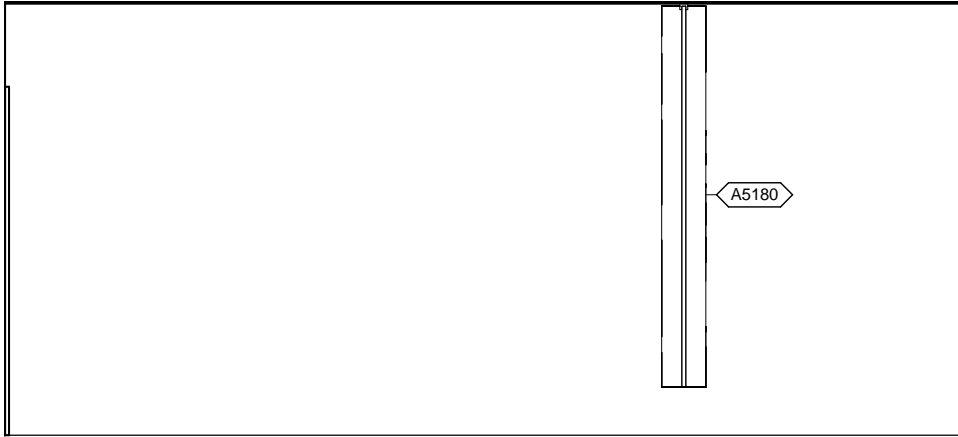
Room Treatment Room, Proctoscopy (LGI) (TRPE1) Description: Toilet (TLTU1)	NSF: 240 60	TRPE1/TLTU1	
Sheet Description: Ceiling Mounted Equipment Plan	Scale: 1/4" = 1'-0"	Sheet 2	of 7



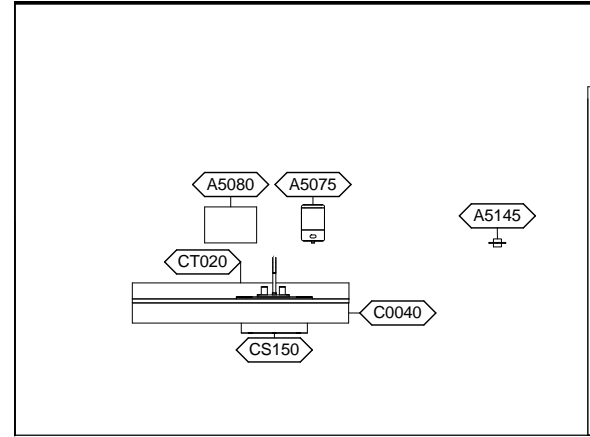
TRPE1/TLTU1 - NOTES

- 1 JSN K1910, Table, shall be 24" wide and 24" deep with casters.

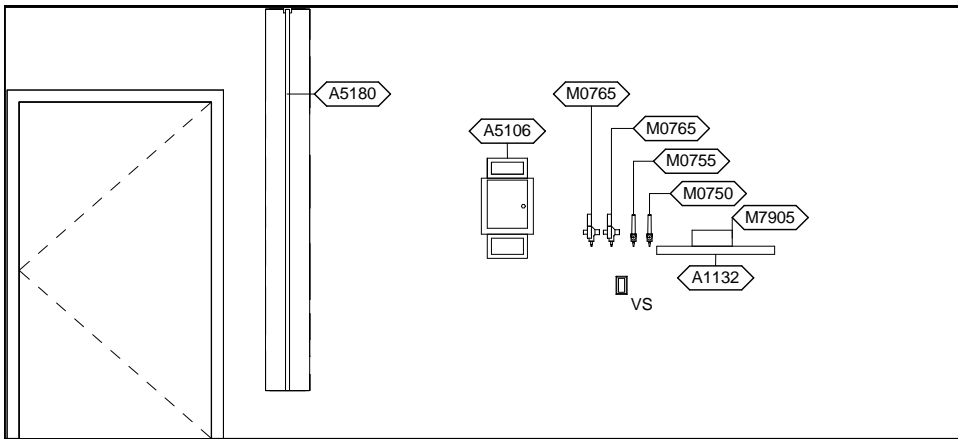
Room Treatment Room, Proctoscopy (LGI) (TRPE1) Description: Toilet (TLTU1)	NSF: 240 60	TRPE1/TLTU1	
Sheet Description: Equipment Plan	Scale: 1/4" = 1'-0"	Sheet 3	of 7



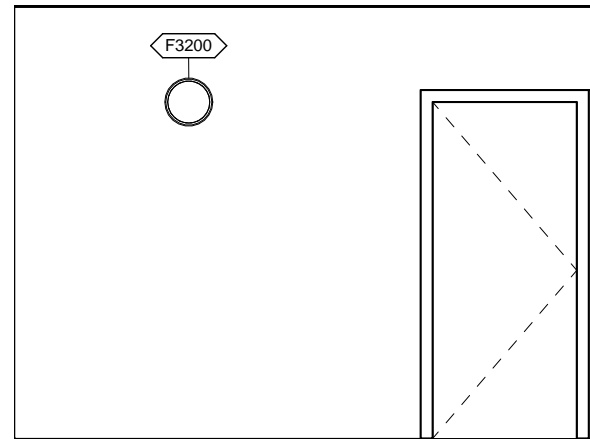
TRPE1 - NORTH ELEVATION



TRPE1 - EAST ELEVATION

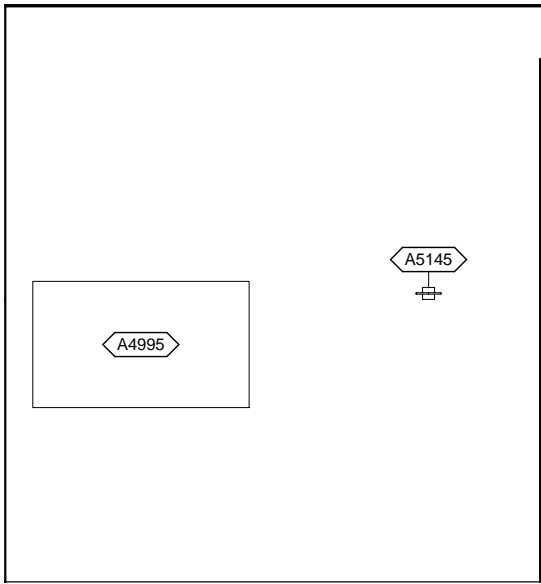


TRPE1 - SOUTH ELEVATION

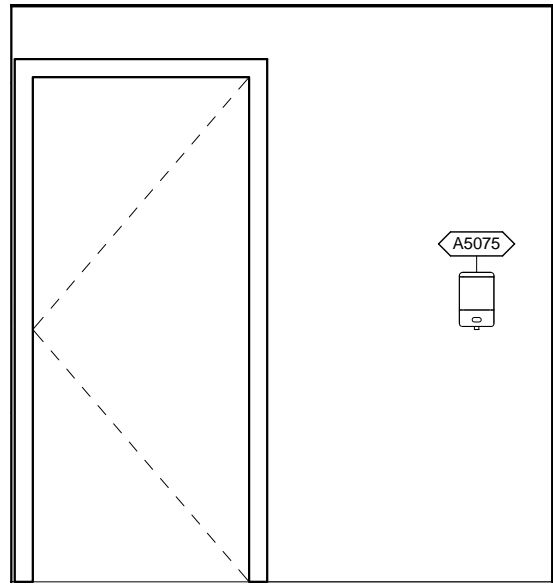


TRPE1 - WEST ELEVATION

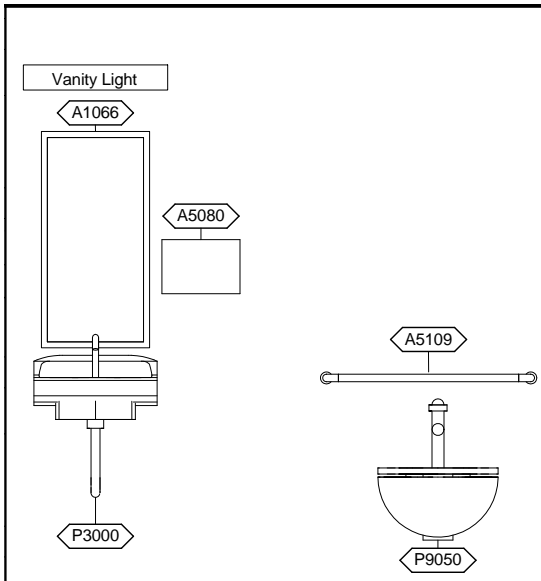
<p>Room Treatment Room, Proctoscopy (LGI) (TRPE1) Description: Toilet (TLTU1)</p>	<p>NSF: 240 60</p>	<p>TRPE1/TLTU1</p>	
<p>Sheet Description: Interior Room Elevations</p>	<p>Scale: 1/4" = 1'-0"</p>	<p>Sheet 4</p>	<p>of 7</p>



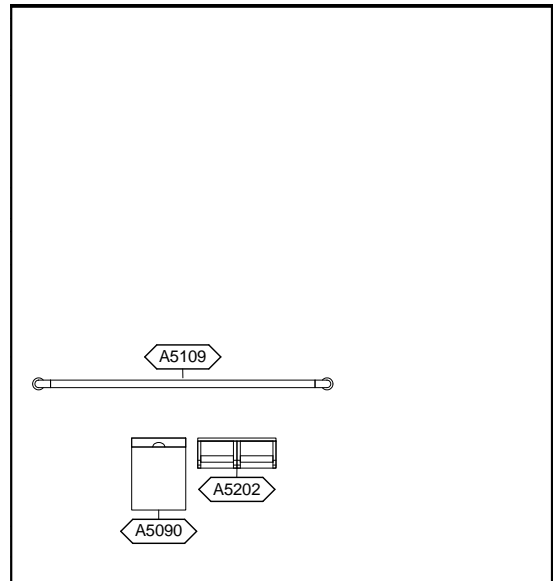
TLTU1 - NORTH ELEVATION



TLTU1 - EAST ELEVATION



TLTU1 - SOUTH ELEVATION



TLTU1 - WEST ELEVATION

Room Treatment Room, Proctoscopy (LGI) (TRPE1) Description: Toilet (TLTU1)	NSF: 240 60	TRPE1/TLTU1	
Sheet Description: Interior Room Elevations	Scale: 3/8" = 1'-0"	Sheet 5	of 7

TRPE1 - EQUIPMENT SCHEDULE

JSN	Nomenclature	Qty	LF	AR	Logistics			Utilities						
					NA	AF	VA	1	2	3	4	5	6	
A1132	Rail, Accessory Mounting, Length As Required	1	2'-6"		C	C	C	C	-	-	-	-	-	-
A5075	Dispenser, Soap, Disposable	1			C	C	C	C	-	-	-	-	-	-
A5080	Dispenser, Paper Towel, SS, Surface Mounted	1			A	A	A	A	-	-	-	-	-	-
A5106	Waste Disposal Unit, Sharps w/Glove Dispenser	1			C	A	C	C	-	-	-	-	-	-
A5180	Track, Cubicle, Surface Mounted, With Curtain	1	12'-0"		A	A	A	A	-	-	-	-	-	-
C0040	Rail, Apron, 4x54x1	2			A	A	A	A	-	-	-	-	-	-
CS150	Sink, SS, Single Compartment, 10x19x16 ID	1			A	A	A	A	D	-	-	-	-	-
CT020	Countertop, Solid Surface	1	4'-6"		A	A	A	A	-	-	-	-	-	-
E0930	Locker, Supply, 6 Drawers, Mobile, 29"W x 20"D	1			C	C	C	C	-	-	-	-	-	-
E0945	Mobile, Workstation	1			C	C	C	C	-	-	-	-	-	-
E0954	Cart, Emergency, Mobile, 66"H x 52"W x 22"D	1			C	C	C	C	-	-	-	-	-	-
F0340	Stool, Self Adjusting	1			C	C	C	C	-	-	-	-	-	-
F0355	Footstool, Straight	1			C	C	C	C	-	-	-	-	-	-
F2010	Basket, Wastepaper, Step-On	1			C	C	C	C	-	-	-	-	-	-
F3200	Clock, Battery, 12" Diameter	1			C	C	C	C	-	-	-	-	-	-
K1910	Table, Work, Stainless Steel	1			A	A	A	A	-	-	-	-	-	-
M0750	Flowmeter, Air, Connect w/50 PSI Supply	1			C	C	C	C	-	-	K	-	-	-
M0755	Flowmeter, Oxygen, Low Flow	1			C	C	C	C	-	-	A	-	-	-
M0765	Regulator, Vacuum	2			C	C	C	C	-	-	B	-	-	-
M1620	Holder, Chart, Patient, Wall or Door Mounted	1			A	A	A	A	-	-	-	-	-	-
M1801	Computer, Microprocessing, w/Flat Panel Monitor	1			C	C	C	C	-	A	-	-	-	-
M3072	Frame, Infectious Waste Bag w/Lid	1			C	C	C	C	-	-	-	-	-	-
M3160	Cabinet, Storage, Hanging Scopes	1			C	C	C	C	-	-	-	-	-	-
M4116	Monitor, Vital Signs	1			C	C	C	C	-	A	-	-	-	-
M4255	Stand, IV, Adjustable	1			C	C	C	C	-	-	-	-	-	-
M4266	Pump, Volumetric, Infusion, Multiple Line	1			C	C	C	C	-	A	-	-	-	-
M7905	Oximeter, Pulse	1			C	C	C	C	-	A	-	-	-	-
M8545	Sigmoidoscope, Fiberoptic, Therapeutic	1			C	C	C	C	-	-	-	-	-	-
M8606	Endoscopy Cart, Fiberoptic, w/Video Accessories	1			C	C	C	C	-	A	-	E	-	-
M8810	Stand, Mayo	1			C	C	C	C	-	-	-	-	-	-
M8900	Carriage, Pail, CRS, Without Pail	1			C	C	C	C	-	-	-	-	-	-
M8905	Pail, Utility, CRS, Without Carriage	1			C	C	C	C	-	-	-	-	-	-
M9065	Table, Examination, Proctology, Electro/Hydraulic	1			C	C	C	C	-	A	-	-	-	-
X4110	Console, PACS, Remote View, 512 X 512, 1 Monitor	1			F	F	F	F	-	B	-	-	-	-

Room Treatment Room, Proctoscopy (LGI) (TRPE1) Description: Toilet (TLTU1)	NSF: 240 60	TRPE1/TLTU1	
Sheet Description: Equipment Schedule	Scale:	Sheet 6	of 7

TLTU1 - EQUIPMENT SCHEDULE

JSN	Nomenclature	Qty	LF	AR	Logistics			Utilities					
					NA	AF	VA	1	2	3	4	5	6
A1066	Mirror, Float Glass, With SS Frame	1		A	A	A	A	-	-	-	-	-	-
A4995	Table, Diaper Changing, Wall Mounted	1		A	A	A	A	-	-	-	-	-	-
A5075	Dispenser, Soap, Disposable	1		C	C	C	C	-	-	-	-	-	-
A5080	Dispenser, Paper Towel, SS, Surface Mounted	1		A	A	A	A	-	-	-	-	-	-
A5090	Disposal, Sanitary Napkin, SS, Surface Mounted	1		A	A	A	A	-	-	-	-	-	-
A5109	Grab Bar, 1-1/4" Dia., SS, 2 Wall, W/C Accessible	2		A	A	A	A	-	-	-	-	-	-
A5145	Hook, Garment, Double, SS, Surface Mounted	1		A	A	A	A	-	-	-	-	-	-
A5202	Dispenser, Toilet Paper w/Utility Shelf, SS, 2-Roll	1		A	A	A	A	-	-	-	-	-	-
F2010	Basket, Wastepaper, Step-On	1		C	C	C	C	-	-	-	-	-	-
P3000	Lavatory, Vitreous China, Straight Back	1		A	A	A	A	D	-	-	-	-	-
P9050	Toilet, Wall Hung, Siphon Jet	1		A	A	A	A	B	-	-	-	-	-

Room Treatment Room, Proctoscopy (LGI) (TRPE1) Description: Toilet (TLTU1)	NSF: 240 60	TRPE1/TLTU1	
Sheet Description: Equipment Schedule	Scale:	Sheet 7	of 7