


U.S. AIR FORCE SURGEON GENERAL / AFMS INTERIOR DESIGN STANDARDS

UNITED STATES AIR FORCE

7 January 2011

VOLUME 2





The US Air Force Medical Service (AFMS) has been delivering world class healthcare to the active duty community and its beneficiaries for more than 60 years, providing an integrated healthcare system that extends from forward deployed locations through definitive care.

The same quality of health care - and access to healthcare - is provided to all of our nearly three million beneficiaries to ensure total force personnel are healthy and fit before deploying, during deployment, and when they return home. We are committed to the very best health care for the Air Force, joint warfighters and their families.

To sustain work-class healthcare, and develop the next generation of US Air Force medics, it is paramount that we recruit, train, and retain the best and the brightest. Providing world class environments is a key component to this effort, and it is important to leverage all facets that shape the continuum of care including our facilities.

To meet this objective, it is AF/SG policy for Medical Group Commanders, Facility Managers, Contractors, Design Firms, and Design-Build Contractors to abide with the AFMS Interior Design Guide for Medical Treatment Facilities as a comprehensive reference document to achieve consistent and professional interior spaces which enhance and promote healing environments.

Mission Statement

To create consistent and professional interior spaces which enhance and promote healing environments of the U.S. Air Force Medical Facilities.





Table of Contents

6-7	Preface
9-31	Flooring
33-47	Walls
49-55	Ceilings
57-65	Special Finishes
67-75	Lighting
77-95	Fabric
97-127	Signage
129-141	Artwork
143-149	Accessories
151-163	Glossary & Index

Purpose of the Guide

- To be a companion document to UFC 4-510-01 or used as an independent resource in the creation of a comprehensive interior design package.
- Enhance and promote healing for clinic beneficiaries and caregivers by inspiring trust, confidence and credibility.
- Incorporate socially and environmentally conscious attributes, as well as evidence based design features.
- Identify progressive and innovative methodology for health facilities by recommending state of the art, sustainable products of dependability and quality to create a therapeutic atmosphere.

Design Philosophy

- This design philosophy takes into account many different aspects of interior design and space planning including aesthetics, life safety, evidence based design and sustainable design. The design intent is to promote a healing, spa-like, nurturing medical atmosphere.

Aesthetics

- Finish and material palettes offer variety by developing collections that encompass both organic and geometric styles along with large, medium and small scale patterns and textures. The finish and material palettes include warm, cool and neutral tones.
- The overall design should promote natural light.
- Organize space, materials and wayfinding to be unified simple and understandable.
- Materials and products shall meet the level of quality established within the USAF Surgeon General Interior Design Guide and the UFC 4-510-01.

How to use the Guide

- The Air Force Interior Design Guide is provided in two different forms, a printed application and a web based application. The printed form is broken down into two volumes.
- Volume One is to be used as a quick reference only. It is organized by space and refers the user to the correct pages in Volume Two for further detailed information.
- Volume Two provides detailed specification information for all suggested options of materials and products. It is organized into two categories, Structural Interior Design (SID) and Comprehensive Interior Design (CID), each detailing options and specifications for material finishes, lighting artwork, furniture and signage/wayfinding.

How to use the Guide

- Volume Two is setup with section pages including: flooring, walls, ceiling, special finishes, lighting, fabric, signage, furniture, artwork, and accessories. For example, specifications for all materials and products selected are referenced as follows; carpet can be found in Volume Two under SID and Soft Surfaces.
- The website, <http://www.wbdg.org/ccb/AF/AFIDG>, contains the same information that is found in the printed forms. It is however, updated regularly and contains the most current information available for material finishes, lighting, artwork, furniture, and signage/wayfinding. This site should be used as the main source for the current information. The website also contains important links to the UFC 4-510-01, TRICARE guide plates and medical facility criteria information which is also available in downloadable documents.

Life Safety/ Accessibility

- Products specified are required to be Class A or Class 1, in accordance with the NFPA 101 Life Safety Code and meet the requirements in the UFC 4-510-01 and other applicable codes and standards.
- Application of materials and finishes comply with current ADA, ANSI, and UFAS requirements.
- Conscientious, explicit and judicious incorporation of current best practices are to be considered and applied to renovation projects. Areas of emphasis include, but are not limited to, fire suppression systems, egress, HVAC and mass notification.

Evidence Based Design

Supplement to the UFC 4-510-01

- Evidence-Based Design does not have to be an additional cost. It is a design process by which Architects, Interior Designers, Facility Managers, Clinicians, and Administrations make decisions that advance the needs of patients, staff, families, and organizations.

Elements of Evidence-Based Design Include:

- Natural Lighting and Daylighting – The use of natural light and daylighting in patient care is an important factor in patient recovery. This includes such departments as behavioral health as well as in-patient functions. When views to the outside are impossible, providing artwork with a serene landscape, plants, and water features all aid in the recovery process.

- Patient Privacy - Providing single patient rooms is one way to provide patient privacy. Single seat options in a waiting area also gives the patient a sense of privacy.

- Sound Control – Providing patients and staff with the ability to control the noise around them aids in recovery. This is easy to provide in patient rooms by designing headwalls with controls for lights, curtains, blinds, and televisions. Providing finishes and materials that absorb sound not only affects patients, but it also reduces medical errors by decreasing the stress on the staff.

- Spatial Disorientation - Providing adequate signage and other types of wayfinding helps reduce the stress of patients, staff, and family members.

Sustainable Design

Supplement to the UFC 4-510-01

- Sustainable design takes into consideration the design, construction, operation and reuse/removal of the built environment in an environmentally and energy efficient manner. It works to meet the needs of today, without compromising the needs of future generations. Not only does sustainable design take into consideration the efficient use of natural resources, but it can lead to improved user performance, increased occupant desirability and better affordability. Overall, sustainable design creates high-performance buildings that are intended to be environmentally responsible, economically profitable, and healthy places for people to live and work.

- The US Air Force has made a commitment to meet or exceed the requirements of the USGBC's LEED Silver certification on all new and renovated projects. In an effort to do this, some things that are recommended to be considered include:

- Selection of finishes and materials that are environmentally sensitive and support sustainable design.

- Specification and use of glues and adhesives that promote healthy indoor air quality.

- Consideration of the cost and time dedicated to the transportation of materials and products.

- The overall global impact materials and products have on the environment.

Contact Information

Courtney C. Gibb, IIDA

Office of the Air Force Surgeon General

Chief of Interior Design

courtney.gibb@us.af.mil

Phone Direct: 210-683-5989

Chief of Design

5201 Leesburg Pike


Skyline Three; Ste 1501

Falls Church, VA 22041

703-681-6160

Disclaimer: Reference herein to any specific company, commercial product, process, or service by trade name, trademark, manufacturer, or otherwise, does not constitute an endorsement, recommendation or favoring by the Air Force Medical Service. Listings in this Interior design Guide are provided for information sharing purposes only, presented as examples and not intended to be a complete or exhaustive guide. There are a significant number of alternative systems in the industry which should be considered by a licensed/registered professional for the unique condition, situation/environment of work being proposed and inclusion/exclusion from this guide implies no endorsement or criticism of any source. The Air Force Medical Service has received no financial consideration, services, materials or endorsements from owners, agents, representatives, and/or parties holding interests of identified items listed.





Manufacturer:
Collection:

Image A
Spec Info.
Stainability Info.

Image B
Spec Info.
Stainability Info.

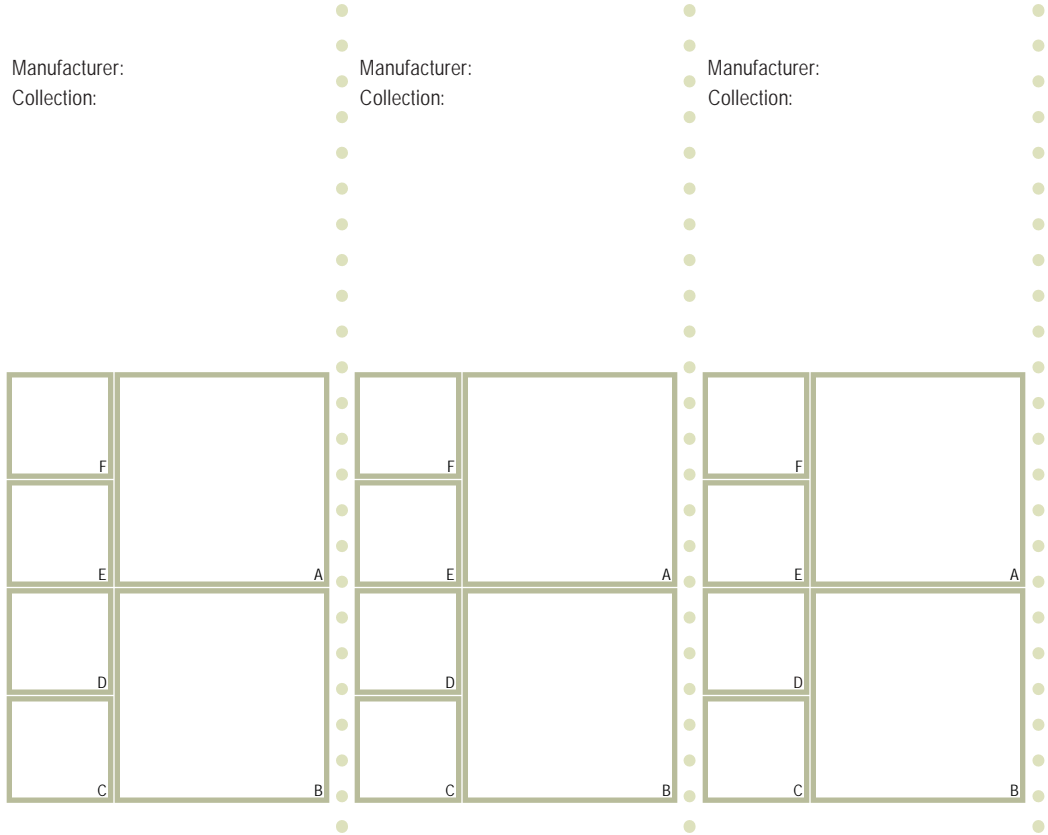
Image C
Spec Info.
Stainability Info.

Image D
Spec Info.
Stainability Info.

Image E
Spec Info.
Stainability Info.


Image F
Spec Info.
Stainability Info.

Refer to manufacturer for warranty and testing info.



Sub-category:
Category:

Category:
Sub-category:



Soft Surfaces

Resilient Surfaces

Hard Surfaces

Guiding Principles:

Carpet

- Large-scale patterns are appropriate for use in large, public areas such as waiting, conference and training rooms. They can make a big impact on an open space.
- Medium-scale patterns are appropriate for use in smaller waiting areas, command suites and corridors.
- Small-scale patterns are appropriate for use in support offices and areas such as administrative staff offices.
- The use of solids should be limited as they have potential to show wear, soil and traffic pattern much faster than textured or patterned carpet.
- Carpet tile is a great selection for high traffic areas. When replacing carpet tile in the middle of a room or space, it should be replaced with an existing tile from the perimeter and the new tile placed in the perimeter spot. This will help the new tile to blend with the existing carpet in the space.
- The color selection of carpet is dependent on the current color scheme throughout the remainder of the space.
- If the space receives a lot of natural light, the use of darker colors is acceptable. In these areas, it is important to use a solution dyed nylon for the most colorfastness.
- Carpet should be specified based on the design of the space. The patterning of surrounding fabrics should be carefully considered and should not compete with the carpet.
- Carpet cushioning is highly recommended because it can increase the lifetime of the carpet, add dimensional stability and thickness, add acoustical and insulation benefits, and increase comfort and support.
- Carpeting is made up of various synthetic and natural fibers including; nylon, acrylic, olefin, and polyester. No olefin, wool, or less than type 6,6 nylon carpet fiber is acceptable in healthcare.

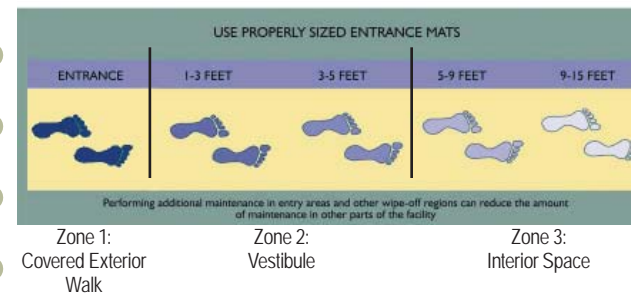
Guiding Principles:

Carpet

- Carpet seaming diagrams are required from the installer prior to procurement. This allows proper seaming and furniture placement throughout the space.
- Carpet backing should have an upgraded moisture guard or moisture-resistant backing system. It is recommended to use backings with a lifetime warranty to protect against delamination and edge raveling.
- Pile yarn weight is the ounces per square yard of the pile yarn. The higher the number, the more stability within the carpet.
- Carpet density is the closeness of the tufts and the amount of pile yarn in the carpet. In general, the denser the pile, the better the performance.
- Reference the Engineering Technical Letter (ETL) 07-4: Air Force Carpet Standard for more information.
www.wbdg.org/ccb/AF/AFETL/etl_07_4.pdf

Walk-off Mats

- Walk-off mats should be addressed by 3 zones in climates where required. Zone 1 scrapes off mud, dirt, rocks, rain and snow. Zone 2 traps mud, dirt and snow from zone 1. Zone 3 helps to clean and dry shoes coming into the building. The zones should equal a total of 18' in new construction, which includes both interior and exterior walk-off space. In existing buildings where space is tight, a minimum of 14' is required.
- Roll-up mats are not the preferred choice, so when designing, consider recessed walk-off mats.



Guiding Principles:

Rubber Flooring

- A shiny floor doesn't necessarily mean a clean floor. Rubber flooring should not be waxed, allowing for low maintenance costs, easy care and fewer pollutants in wastewater. Initially, however, rubber flooring does have a film that needs to be cleaned off.
 - Rubber flooring is a high performance floor covering with excellent wear resistance for high traffic areas. Rubber flooring also helps absorb the impact and sound of foot and rolling traffic.
 - Rubber flooring is a potential alternative to VCT. It has a durable surface with better life-cycle and cost effective maintenance.
 - Rubber flooring is environmentally friendly and also contains antimicrobial benefits.
 - Rubber flooring is resistant to chemicals and can withstand most solvents, diluted acids, and alkalis.
 - Cushioned underlayments should be used in physical and occupational therapy areas to help absorb shock.
 - Rolled rubber flooring is recommended over rubber tile.
- ### Linoleum
- Linoleum is a product made of natural materials that requires time to cure/air after installation.
 - All linoleum is made from renewable raw materials including linseed oil, wood powder and pigments, thus making it an excellent sustainable option.
 - One of linoleum's natural characteristics is the tendency to "yellow" from high pH cleaning solutions that might not discolor other commercial resilient flooring.
 - Prior to occupancy, linoleum requires a professional cleaning, per manufacturers requirements.

Guiding Principles:

Vinyl

- Vinyl has superior durability for high traffic areas at an affordable price point. It is, however, not a good sustainable choice.
- Rolled goods are recommended to prevent seaming.
- Vinyl has the ability to simulate other materials such as wood or stone, making it a great cost-effective choice.
- Vinyl is a homogeneous material, meaning it consists of one material all the way through.

Specialty Flooring

- The use of vinyl wall base is not acceptable. Instead, vulcanized rubber is strongly recommended.
- Rubber wall base maintains a smooth and attractive appearance. It will not shrink, gap, or separate from the wall. It does not have to acclimate to room temperature before installation.
- Rubber stair treads are also recommended and are dimensionally stable and won't shrink or separate compared with vinyl.

Value Engineering Options

- Environmentally Friendly Bio Based Composition Tile should only be considered as a flooring option when the budget does not allow for other flooring options shown in this guide. Manufacturers include Armstrong, Mannington, and Mohawk.

Guiding Principles:

Porcelain Tile

- Rectified tile is the process of precisely squaring the tile on all sides. This allows for narrow grout joints which is great for high traffic areas and restrooms.
- It is important to know and understand the shade variation for each tile. The higher the shade variation, the more color difference from tile to tile.
- It is recommended that polished surfaces not be used in any areas subject to water, oil or grease as they may become slippery.
- The COF (Coefficient of Friction) for floor tile should be less than .06 dry for accessible routes and .08 for ramps. For wet areas a .07 COF is recommended.
- Porcelain tile is tile constructed by dust pressed methods from porcelain clays resulting in a tile that is dense, impervious, fine grained and smooth, with a sharply formed face.
- Porcelain tiles have a low water absorption rate thus making them frost resistant.
- Full body porcelain tiles carry the color and pattern through the entire thickness of the tile making them virtually impervious to wear and suitable for any application from residential to the highest traffic commercial or industrial applications.
- Porcelain tiles are available in matte, unglazed or high polished finish.
- The use of polished tile should be limited, such as in borders and accents. Typically polished tile does not provide the appropriate COF to be used as a field tile causing slip/fall hazards when wet if used in a large area.
- Ceramic tile is usually suitable for very light to moderate traffic areas and generally has a relatively high water absorption rating, greater than 3% on average. This makes ceramic tile less frost resistant and more prone to wear and chipping than porcelain tile.

Guiding Principles:

Stained Concrete

- Stained concrete is recommended for new construction only in the following areas: entrances, foyers, lobbies, vending areas, coffee bars, and restrooms.
- Both acid and water based concrete staining can be used on a concrete floor that is 14 days and older.
- Because each concrete surface is different, each application of stain will be distinctive and unique.
- Acid based stain is translucent and water based stain can be either translucent or opaque. This feature enables some of the imperfections of the concrete substrate to show through.
- Water based stain is recommended for low traffic areas, whereas acid based stain is recommended for high traffic areas.
- Both acid based and water based stained concrete should be sealed in order to ensure adequate protection of the finish.

Quarry

- Quarry tile is recommended for kitchens and food service areas for its durability.

Terrazzo

- Terrazzo flooring is a poured application and is therefore seamless.
- As a cementitious material, Terrazzo is by nature a hard surface and therefore is not a recommended material to be used in areas where long periods of standing will occur.
- Terrazzo is made up of a cementitious or resin base with a mixture of aggregates that can include rocks, marble, glass, or plastic.
- In most cases, terrazzo can be applied directly to concrete.

- Manufacturer: Bentley Prince Street
- Collection: Saturnia
- Color: Ridursi

Image A

- Pattern: Olistico 135853 506
- Tile Installation: Quarter Turn

Image B

- Pattern: Pieno Di Vita 135853 509
- Tile Installation: Quarter Turn

Image C

- Pattern: Terme 135853 508
- Installation: Broadloom Only

Image D

- Pattern: Saturnia 135853 511
- Tile Installation: Quarter Turn, Monolithic

Image E

- Pattern: Conatatto 135853 510
- Tile Installation: Quarter Turn, Monolithic

Image F

- Pattern: Festa 135853 507
- Tile Installation: Quarter Turn, Monolithic

● *Collection Specifications for Tile*

- Dimensions: 18" x 18"
- Construction: Tufted Tip-Sheared
- Pile Density: 6708ozs./yd³
- Yarn Content: Antron Legacy HRC of nylon and Antron Brilliance of nylon, Piece Dye
- Secondary Backing: NexStep Cushion Tile
- Sustainable Info: CRI Green Label Plus
- *Note: These products all contribute to LEED Credits differently, please reference website for specifics.*
- *** Note some patterns also come in broadloom.**

● Refer to manufacturer for warranty, testing and sustainability info.

- Manufacturer: Bentley Prince Street
- Collection: Saturnia
- Color: Mollare

Image A

- Pattern: Olistico 135853 512
- Tile Installation: Quarter Turn

Image B

- Pattern: Pieno Di Vita 135853 515
- Tile Installation: Quarter Turn

Image C

- Pattern: Terme 135853 514
- Installation: Broadloom Only

Image D

- Pattern: Saturnia 135853 517
- Tile Installation: Quarter Turn, Monolithic

Image E

- Pattern: Conatatto 135853 516
- Tile Installation: Quarter Turn, Monolithic

Image F

- Pattern: Festa 135853 513
- Tile Installation: Quarter Turn, Monolithic

● *Specifications for Broadloom (Treme)*

- Dimensions: 12 ft.. 6 in.
- Pattern Repeat: 18-3/4 in. x 4-11/16 in.
- Construction: Tufted Tip-Sheared
- Pile Density: 6708ozs./yd³
- Yarn Content: Antron Legacy HRC of nylon and Antron Brilliance of nylon, Piece Dye
- Secondary Backing: High Performance PC
- Sustainable Info: CRI Green Label Plus
- *Note: These products all contribute to LEED Credits differently, please reference website for specifics.*

● Refer to manufacturer for warranty, testing and sustainability info.

- Manufacturer: Bentley Prince Street
- Collection: Saturnia
- Color: Peino Sole

Image A

- Pattern: Olistico 135853 500
- Tile Installation: Quarter Turn

Image B

- Pattern: Pieno Di Vita 135853 503
- Tile Installation: Quarter Turn

Image C

- Pattern: Terme 135853 502
- Installation: Broadloom Only

Image D

- Pattern: Saturnia 135853 505
- Tile Installation: Quarter Turn, Monolithic

Image E

- Pattern: Conatatto 135853 504
- Tile Installation: Quarter Turn, Monolithic

Image F

- Pattern: Festa 135853 501
- Tile Installation: Quarter Turn, Monolithic



● ReEntry: Bentley Prince Street will reclaim any carpet product, broadloom or carpet tile, from any manufacturer and dispose of it the most environmentally responsible way.


● *All standard Bentley Prince Street products are certified climate neutral.*

● Refer to manufacturer for warranty, testing and sustainability info.

Manufacturer: Bentley Prince Street

Collection: Saturnia


Color: Ridursi



Manufacturer: Bentley Prince Street

Collection: Saturnia


Color: Mollare



Manufacturer: Bentley Prince Street

Collection: Saturnia

Color: Peino Sole



FLOORING

Carpet



- Manufacturer: Shaw Contract Group
- Collection: Silk
- Color: Lanna
- *Image A*
- Pattern: Yarn Accent Tile 59440-0120
- Tile Installation: Quarter-Turn, Monolithic, Ashlar
- *Image B*
- Pattern: Yarn Tile 59433-0120
- Tile Installation: Quarter-Turn, Monolithic, Ashlar
- *Image C*
- Pattern: Weave Accent Tile 59442-0120
- Tile Installation: Quarter-Turn, Monolithic, Ashlar
- *Image D*
- Pattern: Weave Tile 59434-0120
- Tile Installation: Quarter-Turn, Monolithic, Ashlar
- *Image E*
- Pattern: Mosaic 5A082-0120
- Installation: Broadloom
- Pattern Repeat: 1.2"W x 1.3"L
- *Image F*
- Pattern: Weave 5A081-0120
- Installation: Broadloom
- Pattern Repeat: 18"W x 3'L Random
- **Collection Specifics for Tile**
- Dimensions: 24" x 24"
- Construction: Multilevel Pattern Cut/Loop
- Yarn Content: Antron Legacy Nylon, Yarn Dyed
- Secondary Backing: EcoWorx
-  Sustainable Info: CRI Green Label Plus, LEED Credit EQ4.3
- *Note: These products all contribute to LEED Credits differently, please reference website for specifics.*
- *Refer to manufacturer for warranty, testing and sustainability info.*

- Manufacturer: Shaw Contract Group
- Collection: Silk
- Color: Gold Leaf
- *Image A*
- Pattern: Yarn Accent Tile 59440-0120
- Tile Installation: Quarter-Turn, Monolithic, Ashlar
- *Image B*
- Pattern: Yarn Tile 59433-0120
- Tile Installation: Quarter-Turn, Monolithic, Ashlar
- *Image C*
- Pattern: Weave Accent Tile 59442-0120
- Tile Installation: Quarter-Turn, Monolithic, Ashlar
- *Image D*
- Pattern: Weave Tile 59434-0120
- Tile Installation: Quarter-Turn, Monolithic, Ashlar
- *Image E*
- Pattern: Mosaic 5A082-0120
- Installation: Broadloom
- Pattern Repeat: 1.2"W x 1.3"L
- *Image F*
- Pattern: Weave 5A081-0120
- Installation: Broadloom
- Pattern Repeat: 18"W x 3'L Random
- **Collection Specifics for Broadloom**
- Dimensions: 12 ft.
- Construction: Multilevel Pattern Cut/Loop
- Yarn Content: Antron Legacy Nylon, Piece Dyed
- Secondary Backing: EcoWorx Performance
- Broadloom (Minimum of 150 square yards.)
-  Sustainable Info: CRI Green Label Plus, LEED Credit EQ 4.3
- *Note: These products all contribute to LEED Credits differently, please reference website for specifics.*
- *Refer to manufacturer for warranty, testing and sustainability info.*

- Manufacturer: Shaw Contract Group
- Collection: Silk
- Color: Hill Tribe
- *Image A*
- Pattern: Yarn Accent Tile 59440-0120
- Tile Installation: Quarter-Turn, Monolithic, Ashlar
- *Image B*
- Pattern: Yarn Tile 59433-0120
- Tile Installation: Quarter-Turn, Monolithic, Ashlar
- *Image C*
- Pattern: Weave Accent Tile 59442-0120
- Tile Installation: Quarter-Turn, Monolithic, Ashlar
- *Image D*
- Pattern: Weave Tile 59434-0120
- Tile Installation: Quarter-Turn, Monolithic, Ashlar
- *Image E*
- Pattern: Mosaic 5A082-0120
- Installation: Broadloom
- Pattern Repeat: 1.2"W x 1.3"L
- *Image F*
- Pattern: Weave 5A081-0120
- Installation: Broadloom
- Pattern Repeat: 18"W x 3'L Random
- Pile Density: Yarn Accent Tile = 8324 ozs./yd³
- Yarn Tile = 8324 ozs./yd³
- Weave Accent Tile = 9863 ozs./yd³
- Weave Tile = 9863 ozs./yd³
- Weave = 7636 ozs./yd³
- Mosaic = 8000 ozs./yd³
- Shaw Government Customer Specialist:
- 1-800-356-7429
- *Refer to manufacturer for warranty, testing and sustainability info.*

Manufacturer: Shaw Contract Group

Collection: Silk

Color: Lanna

Manufacturer: Shaw Contract Group




Collection: Silk

Color: Gold Leaf

Manufacturer: Shaw Contract Group

Collection: Silk

Color: Hill Tribe





- Manufacturer: Tandus
- Collection: Tea Leaf
- Color: Pacific
- *Image A*
- Pattern: Kura 30387-01114AFC07 (Crossley)
- Installation: Broadloom
- *Image B*
- Pattern: Ikasu 30386-0114AFC10 (Crossley)
- Installation: Broadloom
- *Image C*
- Pattern: Onsen 30388-01114AFC01 (Crossley)
- Installation: Broadloom
- *Image D*
- Pattern: Chado 30385-01114AFC04 (Crossley)
- Installation: Broadloom
- *Image E*
- Pattern: Asaba 02694-21114AFC13 (C&A)
- Installation: Quarter-Turn, Monolithic, Ashlar, Broadloom 6' Roll, Vinyl Backed
- *Image F*
- Pattern: Haiku, Miso 02127-23011AFC16
- Tile Installation: Quarter-Turn, Ashlar, Monolithic

Collections Specifics for Tile

- Dimensions: 18" x 18", 24" x 24", 36" x 36"
- Construction: Stratatec Patterned Loop
- Yarn Content: Dynex SD Nylon, Solution Dyed
- Secondary Backing: ER3® RS



Sustainable Info: CRI Green Label Plus

- *Note: These products all contribute to LEED Credits differently, please reference website for specifics.*
- *Refer to manufacturer for warranty, testing and sustainability info.*

- Manufacturer: Tandus
- Collection: Tea Leaf
- Color: Sea Salt
- *Image A*
- Pattern: Kura 30387-01113AFC09 (Crossley)
- Installation: Broadloom
- *Image B*
- Pattern: Ikasu 30386-01113AFC12 (Crossley)
- Installation: Broadloom
- *Image C*
- Pattern: Onsen 30388-01113AFC003 (Crossley)
- Installation: Broadloom
- *Image D*
- Pattern: Chado 30385-01113AFC06 (Crossley)
- Installation: Broadloom
- *Image E*
- Pattern: Asaba 02694-21113AFC15 (C&A)
- Installation: Quarter-Turn, Monolithic, Ashlar, Broadloom 6' Roll, Vinyl Backed
- *Image F*
- Pattern: Haiku, Soba 02127-23012AFC17
- Tile Installation: Quarter-Turn, Ashlar, Monolithic

Collections Specifics for Broadloom

- Dimensions: 12 ft...
- Construction: Tufted Pattern Cup and Loop
- Yarn Content: Dynex SD Nylon, Solution Dyed
- Secondary Backing: LifeLong Backing



Sustainable Info: CRI Green Label Plus

- *Note: These products all contribute to LEED Credits differently, please reference website for specifics.*
- *Refer to manufacturer for warranty, testing and sustainability info.*

- Manufacturer: Tandus
- Collection: Tea Leaf
- Color: Winter Breeze
- *Image A*
- Pattern: Kura 30387-01106AFC08 (Crossley)
- Installation: Broadloom
- *Image B*
- Pattern: Ikasu 30386-01106AFC11 (Crossley)
- Installation: Broadloom
- *Image C*
- Pattern: Onsen 30388-01106AFC02 (Crossley)
- Installation: Broadloom
- *Image D*
- Pattern: Chado 30385-01106AFC05 (Crossley)
- Installation: Broadloom
- *Image E*
- Pattern: Asaba 02694-21106AFC14 (C&A)
- Installation: Quarter-Turn, Monolithic, Ashlar, Broadloom 6' Roll, Vinyl Backed
- *Image F*
- Pattern: Haiku, Soba 02127-23012AFC17
- Tile Installation: Quarter-Turn, Ashlar, Monolithic

Tufted Pile Weight: Kura = 32oz/yd²

- Ikasu = 32oz/yd²
- Onsen = 32oz/yd²
- Chado = 32oz/yd²
- Asaba = 20oz/yd²
- Haiku = 20oz/yd²

Tandus: 1-800-241-4902

- *Refer to manufacturer for warranty, testing and sustainability info.*


Manufacturer: Tandus
Collection: Tea Leaf
Color: Pacific



Manufacturer: Tandus
Collection: Tea Leaf
Color: Sea Salt




Manufacturer: Tandus
Collection: Tea Leaf
Color: Winter Breeze



FLOORING

Carpet

● Manufacturer: Nora
 ● Collection: Noraplan Environcare
 ● Scheme: Accent
Image A
 ● Color: 2949 Sage
 ● Style: Environcare
 ● Sizes: 49.2' x 28", 24" x 24", 39.39' x 48", 26.3' x 48";
 ● Depending on color, please see manufacturers website for more information.
 ● Thickness: 2.0mm, 3.0mm, 3.5mm; Depending on color, please see manufacturers website for more information.

●  Sustainable Info: GREENGUARD Indoor Air Quality Certified.

● *Image B*
 ● Color: 2942 Evening Bloom

● *Image C*
 ● Color: 2948 Veiled Dusk

● *Image D*
 ● Color: 2987 Driftwood


● *Image E*
 ● Color: 2940 Hyacinth

● *Image F*
 ● Color: 2964, Sunlit Sedum

● *Note: Matching base and stair tread options available from manufacturer.*

● *Refer to manufacturer for warranty, testing and sustainability info.*

● Manufacturer: Nora
 ● Collection: Noraplan Environcare
 ● Scheme: Neutral
Image A
 ● Color: 2967 Moor Grass
 ● Style: Environcare
 ● Sizes: 49.2' x 28", 24" x 24", 39.39' x 48", 26.3' x 48";
 ● Depending on color, please see manufacturers website for more information.
 ● Thickness: 2.0mm, 3.0mm, 3.5mm; Depending on color, please see manufacturers website for more information.

●  Sustainable Info: GREENGUARD Indoor Air Quality Certified.

● *Image B*
 ● Color: 2931 Smoky Fennel

● *Image C*
 ● Color: 2930 Windflower

● *Image D*
 ● Color: 2784 Silver Crown

● *Image E*
 ● Color: 2963 Sandbar Willow

● *Image F*
 ● Color: 2944 Lotus Flower

● *Refer to manufacturer for warranty, testing and sustainability info.*

● Manufacturer: Johnsonite
 ● Collection: Triumph
 ● Scheme: Cushioned Back
Image A
 ● Color: Thickett 729
 ● Surface Texture: Hammered, Weathered (Weathered is a special order with a minimum order quantity of 250 sq. ft.)
 ● Sizes: 24" x 24" - Standard Square Edge Tiles
 ● 23.5" x 23.5" - Special Order Interlocking Tiles
 ● Thickness: 3/8" (9.5 mm)

●  Sustainable Info: Manufactured with more than 50% recycled material.

● *Image B*
 ● Color: Altitude 731

● *Image C*
 ● Color: Tundra 732

● *Image D*
 ● Color: Muddy Waters


● *Image E*
 ● Color: Mohave

● *Image F*
 ● Color: Boardwalk


● *Note: Cushioned back should be used for physical therapy/occupational therapy only.*

● *Refer to manufacturer for warranty, testing and sustainability info.*


Manufacturer: Nora
Collection: Noraplan Environcare
Scheme: Accent



Manufacturer: Nora
Collection: Noraplan Environcare
Scheme: Neutral



Manufacturer: Johnsonite
Collection: Triumph
Scheme: Cushioned Back



FLOORING

Rubber Flooring

Manufacturer: Armstrong

Collection: Marmorette

Scheme: Neutral

Image A

Color: LP097 Chinchilla

Weld Rod: W1790

Sizes: 6'-7" wide roll goods

Thickness: 0.08 in, 0.10 in, 0.125 in; See manufacturer's website for more information



Sustainable Info: FloorScore Certified; LEED Credits: EQ4.3, MR4.0, MR6.0

Image B

Color: LP089 Lava

Weld Rod: W1789

Image C

Color: LP091 Mushroom

Weld Rod: W1791

Image D

Color: LP001 Pearl

Weld Rod: W1701

Image E

Color: LP090 Pumice Gray

Weld Rod: W1790

Image F

Color: LP050 Silver Gray

Weld Rod: W1250

Refer to manufacturer for warranty, testing and sustainability info.

Manufacturer: Armstrong

Collection: Marmorette

Scheme: Accent

Image A

Color: LP098 Fool's Gold

Weld Rod: W1798

Sizes: 6'-7" wide roll goods

Thickness: 0.080 in, .0100 in, 0.125 in; See manufacturer's website for more information



Sustainable Info: FloorScore Certified; LEED Credits: EQ4.3, MR4.0, MR6.0

Image B

Color: LP066 Oak Brown

Weld Rod: W1262

Image C

Color: LP096 Obsidian

Weld Rod: W1796

Image D

Color: LP023 Serene Blue

Weld Rod: W1223

Image E

Color: LP002 Nickel

Weld Rod: W1702

Image F

Color: LP044 Aleutian Green

Weld Rod: W1244

Refer to manufacturer for warranty, testing and sustainability info.

Manufacturer: Forbo

Collection: Marmoleum Dual

Image A

Color: 795 Butter

Sizes: 6'-6" wide roll goods

Tile Size: 13" x 13", 20" x 20"

Thickness: 0.10 in.



Sustainable Info: Made from renewable raw materials.

Image B

Color: 624 Steel Grey

Image C

Color: 435 Slate Green

Image D

Color: 707 Barley

Image E


Color: 810 Flax

Image F


Color: 412 Cool Green

Refer to manufacturer for warranty, testing and sustainability info.


Manufacturer: Armstrong
Collection: Marmorette
Scheme: Neutral



Manufacturer: Armstrong
Collection: Marmorette
Scheme: Accent



Manufacturer: Forbo
Collection: Marmoleum Dual



FLOORING

Linoleum

Manufacturer: Amtico
Collection: Stripwood

Image A

Color: W745 American Cherry
Tile Sizes: 3" x 36", 4-1/2" x 36", 6" x 36", (Other sizes available on request)
Thickness: 2.5mm/100mil thick with bevelled edges, (Unbevelled also available)

Image B

Finish: W684 Maple

Image C

Finish: W699 Teak

Image D

Finish: W700 Cherry

Image E

Finish: W706 Light Cherry

Image F

Finish: W599 Washed Teak

Note: Flooring must be laid randomly like an actual hardwood floor.

Refer to manufacturer for warranty, testing and sustainability info.

Manufacturer: Amtico
Collection: Stone

Image A

Color: SL79 Autumn Slate
Tile Sizes: 12" x 12", 18" x 18", 12" x 18", (Other sizes available on request)
Thickness: 2.5mm/100mil thick with bevelled edges, (Unbevelled also available)

Image B

Color: SN36 Norwegian Slate Silver

Image C

Color: OL21 Oriental Slate Lead

Image D

Color: OL27 Oriental Slate Brown

Image E

Color: PH40 Philippine Tan

Image F

Color: AU44 Australian Sandstone

Refer to manufacturer for warranty, testing and sustainability info.

Manufacturer: Amtico
Collection: Molten & Linear

Image A

Color: LA33 Linear Graphite
Tile Sizes: 12" x 12", 18" x 18", (Other sizes available on request)
Thickness: 2.5mm/100mil thick with bevelled edges, (Unbevelled also available)

Image B

Color: CN77 Stained Concrete

Image C

Color: CN91 Stained Concrete

Image D

Color: CN34 Concrete Medium

Image E

Color: LA42 Linear Mocha

Image F

Color: LA15 Linear Vanilla

Refer to manufacturer for warranty, testing and sustainability info.

Manufacturer: Amtico
Collection: Stripwood



Manufacturer: Amtico
Collection: Stone



Manufacturer: Amtico
Collection: Molten & Linear



Manufacturer: Armstrong
Collection: Natural Creations Arbor Art

Image A

Color: TP015 Oiled Teak Dark
Style: Traditional
Sizes: Plank 4x36, 6x36, 8x36 depending on color,
see manufacturers website for more information.
Thickness: 0.125" Overall
0.020" Wear Layer



Sustainable Info: FloorScore Certified;
LEED Credit EQ4.3

Image B

Color: TP014 Oiled Teak Medium

Image C

Color: TP009 Warm Beech Dark

Image D

Color: TP008 Warm Beech Medium

Image E

Color: TP011 Wild Cherry Dark

Image F

Color: TP010 Wild Cherry Medium

Refer to manufacturer for warranty, testing and sustainability info.

Manufacturer: Armstrong
Collection: Medintech & Tandum

Image A

Color: 88432 Pumice Stone
Weld Rod: W0105
Style: Medintech
Sizes: 6' wide roll goods
Thickness: 0.080" Overall
0.080" Wear Layer



Sustainable Info: FloorScore certified;
LEED Credit EQ4.3

Image B

Color: 88464 Natural Gray
Weld Rod: W0426

Image C

Color: 88416 Almond
Weld Rod: W0177

Image D

Color: 88465 Shoreline
Weld Rod: W0670

Image E

Color: 88412 Oatmeal
Weld Rod: W0411

Image F

Color: 88476 Ixia
Weld Rod: W0410

Refer to manufacturer for warranty, testing and sustainability info.

Manufacturer: Armstrong
Collection: Perspectives

Image A

Color: 33213 Canyon Gold
Weld Rod: W0743
Style: Perspectives
Sizes: 6'-7" wide roll goods
Thickness: 0.080" Overall
0.020" Wear Layer



Sustainable Info: FloorScore certified;
LEED Credit EQ4.3

Image B

Color: 33205 Smoked Gray
Weld Rod: W0739

Image C

Color: 33200 Antiqued Metal
Weld Rod: W0734

Image D

Color: 33204 Weathered Sand
Weld Rod: W0738

Image E


Color: 33214 Quarry Stone
Weld Rod: W0744

Image F

Color: 33203 Brushed Concrete
Weld Rod: W0737

Refer to manufacturer for warranty, testing and sustainability info.


Manufacturer: Armstrong
Collection: Natural Creations Arbor Art



Manufacturer: Armstrong
Collection: Medintech & Tandum



Manufacturer: Armstrong
Collection: Perspectives



FLOORING

Vinyl

Rubber Base, Stair Treads, & Accessories FLOORING

Manufacturer: Roppe
Collection: Rubber Wall Base

Image A

Style: Vulcanized Rubber
Color: P122 Natural
Sizes: 4-1/2", 6"
Profile Options: Standard Cove

Note: All colors are inherent throughout the base.



Sustainable Info: PVC Free;
LEED Credit MR5.1, 5.2, 6.

Image B

Color: P125 Fig

Image C

Color: P194 Burnt Umber

Image D

Color: P178 Pewter

Image E

Color: P191 Camel

Image F

Color: P140 Fawn

Refer to manufacturer for warranty, testing and sustainability info.

Manufacturer: Roppe
Collection: Stair Treads & Textures

Image A

Texture: 991 Slate Design
Sizes: 19-11/16" x 19-11/16" (Standard Tile), 12" x 12"
(Warning Tiles Only)
Thickness: 1/8" solid rubber composition

Note: All colors are inherent throughout the tile.



Sustainable Info: PVC Free; Environmentally friendly
and recyclable.

Image B

Texture: 995 Hammered Design

Image C

Texture: 992 Low Profile Raised Circular Design

Image D

Texture: 994 Raised Square Design

Image E

Texture: 953 Warning Tile Design

Image F

Texture: 40HD, 40, 41, 50, 51 Abrasive Strip Design

Refer to manufacturer for warranty, testing and sustainability info.

Manufacturer: Schluter
Collection: Transition Strips

Image A

Product: Schluter-RENO-T
- This transition strip is designed to provide transitions between existing same-height, hard-surface floor coverings (e.g., ceramic tile or natural stone, parquet flooring, concrete pavers, laminate, etc.), primarily in retrofit applications.
- It is available in stainless steel, solid brass, and anodized aluminum.

Image B

Product: Schluter-SCHIENE
- This transition strip is designed to provide edging for tile coverings. Typical applications include edge protection where tile is bordered by carpet, at expansion joints, or as a decorative edging for stairs.
- It is available in stainless steel, solid brass, aluminum, and anodized aluminum.


Image C

Product: Schluter-RENO-Ramp
- This transition strip provides a gradual transition between tiled surfaces and lower adjoining floor coverings. Ideal for commercial applications where wheel carts are used.
- It is available in anodized aluminum.


Schluter Customer Service:
1-800-472-4588

Refer to manufacturer for warranty, testing and sustainability info.

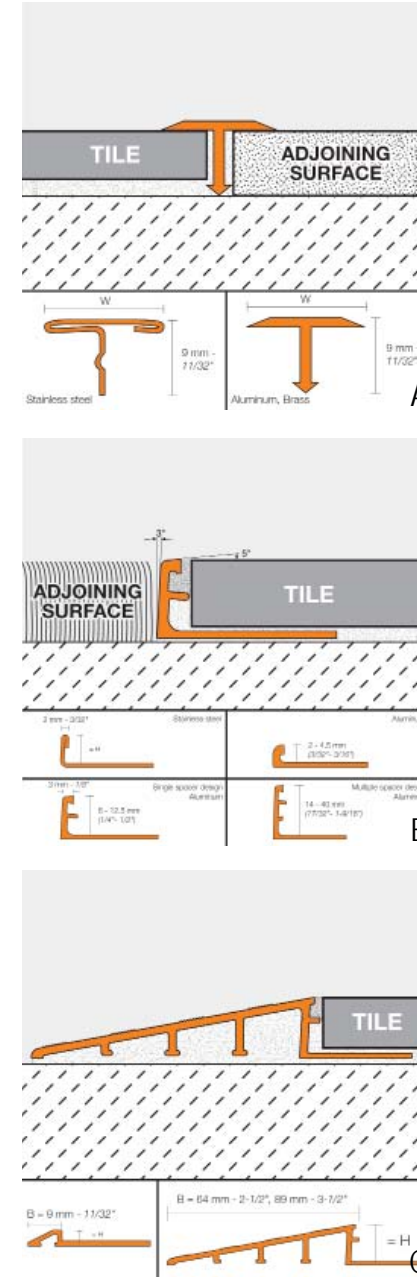
Manufacturer: Roppe
Collection: Rubber Wall Base



Manufacturer: Roppe
Collection: Stair Treads & Textures



Manufacturer: Schuller
Collection: Transition Strips



FLOORING

Rubber Base, Stair Treads, & Accessories

Manufacturer: Crossville Tile
Collection: Empire Series Unpolished

Image A

Color: VS80 Corsican Creme UP
COF: dry > 0.6, wet > 0.6
Sizes: 1"x1", 1"x2", 1"x3", 1"x7", 14"x14", 14"x28",
20"x20"
Thickness: 5/16", 3/8"
Trim: Bullnose, Cove Base, Inside & Outside Cove
Base Corners

Image B

Color: VS85 General's Gray UP

Image C

Color: VS87 Empress Silver UP

Image D

Color: VS88 Crown Dore UP

Image E

Color: VS79 Elba Night UP

Image F

Color: VS89 Napoleon Blue UP

Refer to manufacturer for warranty, testing and sustainability info.

Manufacturer: Crossville Tile
Collection: Empire Series Polished

Image A

Color: VS80 Corsican Creme PO
COF: dry > 0.6, wet -n/a
Sizes: 1"x1", 1"x2", 1"x3", 1"x7", 14"x14", 14"x28",
20"x20"
Thickness: 5/16", 3/8"
Trim: Bullnose, Cove Base, Inside & Outside Cove
Base Corners

Note: Porcelain tile is the preferred finish for flooring. Glazed or non-glazed tiles are recommended on walls to help maintain a clean restroom. Although the UFC4-510-01 may indicate sheet vinyl for some restroom spaces, porcelain tile shall be provided. Providing tile cove base is preferred for easier cleaning

Image B

Color: VS85 General's Gray PO

Image C

Color: VS87 Empress Silver PO

Image D

Color: VS88 Crown Dore PO

Image E

Color: VS79 Elba Night PO

Image F

Color: VS89 Napoleon Blue PO

Refer to manufacturer for warranty, testing and sustainability info.

Manufacturer: Crossville Tile
Collection: Color Blox 1 & 2

Image A

Color: A1123 HiHo Silver
COF: dry > 0.8, wet > 0.6
Sizes: 3"x3", 6"x6", 6"x12", 12"x12", 12"x18", 18"x18"
Thickness: 1/4", 3/8"
Trim: Bullnose, Bullnose Right & Left Corner, Cove
Base, Cove Base Right & Left Corner

Image B

Color: A1114 Tree House

Image C

Color: A1117 I See The Moon

Image D

Color: A1107 Mud Pie

Image E

Color: A1122 Goldilocks

Image F


Color: A1125 I've Got The Blues

Refer to manufacturer for warranty, testing and sustainability info.


Manufacturer: Crossville Tile
Collection: Empire Series Unpolished



Manufacturer: Crossville Tile
Collection: Empire Series Polished



Manufacturer: Crossville Tile
Collection: Color Blox 1 & 2



● Manufacturer: Scofield Systems
● Collection: Lithochrome Chemstain
● (Concrete Stain)

● **Image A**
● Color: 6007 Wheat Grain
● Description: Penetrates and permanently stains new
● or existing concrete and cementitious toppings and
● wears only as the concrete wears.

● **Image B**
● Color: 1516 Devon Brown

● **Image C**
● Color: 1406 Old Hickory

● **Image D**
● Color: 1750 Evergreen

● **Image E**
● Color: 2626 Light Gray

● **Image F**
● Color: 2047 Autumn Honey

● Note: Multiple applications intensify colors. Infinite
● multicolored effects can be achieved by either
● layering the colors or applying the stains over other
● Scofield coloring systems or colored cementitious
● toppings. For best results in large areas,
● professional quality, acid-resistant hand-pump
● sprayers are recommended.

● Refer to manufacturer for warranty, testing and sustainability info.

● Manufacturer: Wausau Tile
● Collection: Terrazzo Tile

● **Image A**
● Color: TG2235-L18
● Description: Contains blends of white matrix with
● amber and charcoal mix glass.
● Size: 11-13/16" x 11-13/16" x 1/2"
● Sustainable: 100% recycled glass products, 33% by
● weight.

● **Image B**
● Color: WRR111-L18
● Description: Contains a variety of sizes and shapes
● of aggregate within each tile that creates a "back to
● nature" look in both color and shape.
● Finish: Factory ground & polished or brushed finish.
● Sizes: 11-13/16" x 11-13/16" x 1/2" & 5/8", 15-13/16" x
● 15-13/16" x 5/8", 23-13/16" x 23-13/16" x 7/8"

● **Image C**
● Color: WRR108-L18

● **Image D**
● Color: TG2225-L18
● Description: Contains blends of white matrix with
● amber and blue glass.

● **Image E**
● Color: WRR101-L18

● **Image F**
● Color: WRR112-L18

● Refer to manufacturer for warranty, testing and sustainability info.

● Manufacturer: Daltile
● Collection: Quarry Tile

● **Image A**
● Color: 0Q60 Beige
● Sizes: 8" x 8", 6" x 6", 4" x 8"
● Thickness: 1/2"
● Trim: Bullnose, Cove Base, Cove Base Inside &
● Outside Corner
● Shade Variation: Medium (V2)

● **Image B**
● Color: 0Q44 Tempest Gray

● **Image C**
● Color: 0Q62 Bronze

● **Image D**
● Color: 0Q63 Dawn

● **Image E**
● Color: 0Q42 Arid Gray


● **Image F**
● Color: 0Q45 Golden Flash

● Refer to manufacturer for warranty, testing and sustainability info.

Manufacturer: Scofield Systems
Collection: Lithochrome Chemstain
(Concrete Stain)

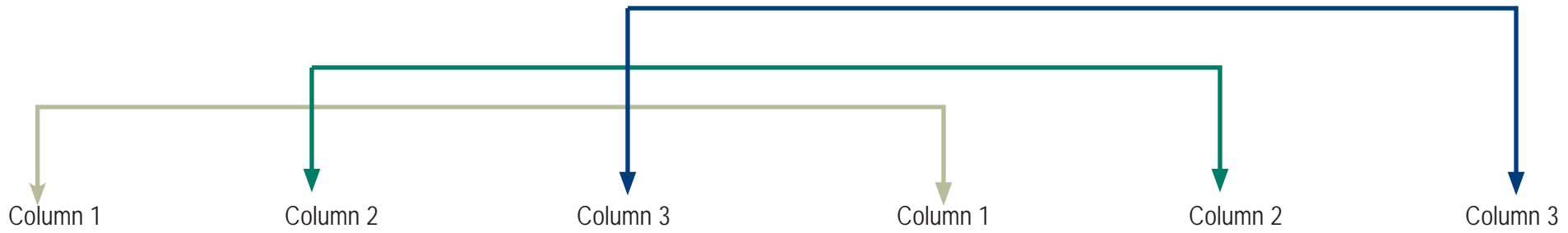


Manufacturer: Wausau Tile
Collection: Terrazzo Tile



Manufacturer: Daltile
Collection: Quarry Tile





Manufacturer:
Collection:
Image A
Spec Info.
Stainability Info.

Image B
Spec Info.
Stainability Info.

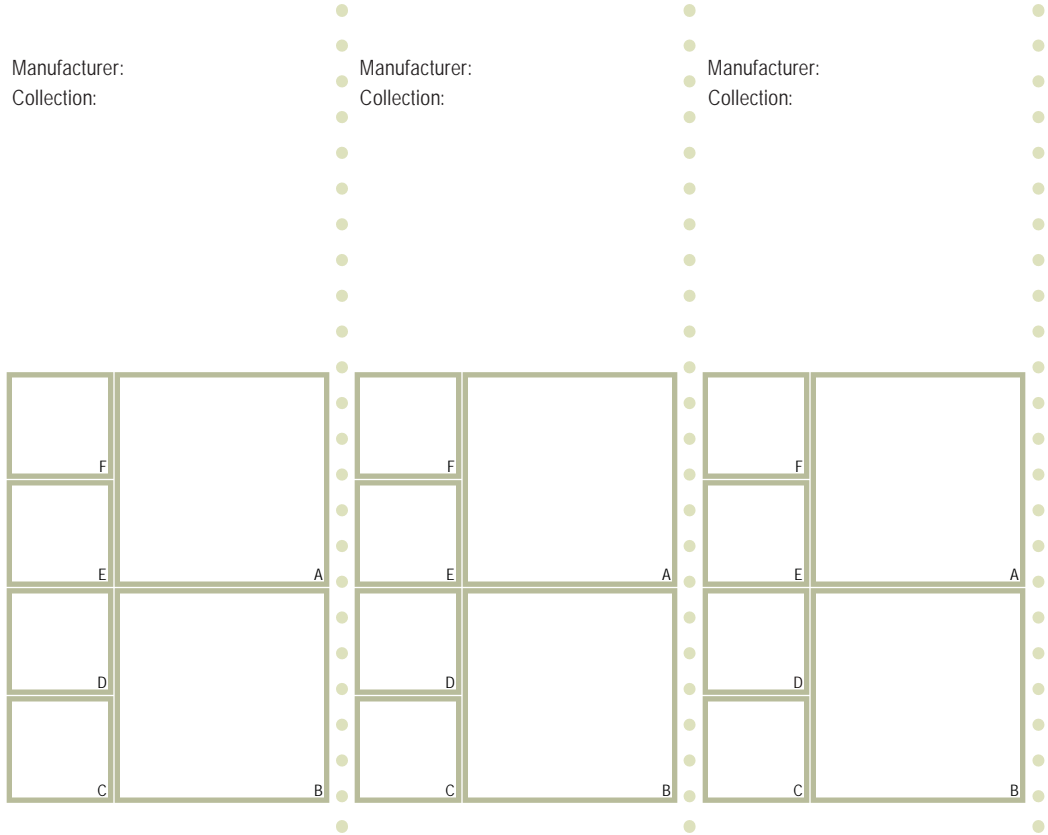
Image C
Spec Info.
Stainability Info.

Image D
Spec Info.
Stainability Info.

Image E
Spec Info.
Stainability Info.

Image F
Spec Info.
Stainability Info.

Refer to manufacturer for warranty and testing info.



Sub-category:
Category:

Category:
Sub-category:



Paint

Wall Coverings

Wall Tile

Wall Protection

Specialty

Guiding Principles: Paint & Specialty Paint

Paint

- It is strongly recommended to use paints that give off low to no VOC (Volatile Organic Compounds) and do not off-gas.
- An eggshell paint finish is recommended instead of a flat paint finish in most applications. Eggshell is easier to clean, maintain and match when patching.
- Lighter paint colors are recommended over dark paint colors as they hide smudges better.
- A level 4 finish for drywall is required along with one coat of primer and two top coats of paint.
- The use of the orange peel finish is not acceptable.
- Tile is the preferred wall finish for restrooms. However, on any non-tiled restroom walls, epoxy paint should be used.
- An oil based, gloss finish should be used when painting metal door frames.
- When applying paint, a professional application and patch is required.

Specialty Paint

- Specialty paints offer a variety of textures and are used to hide wall imperfections and marks.
- Specialty paints may be used in high traffic areas that receive lots of abuse to wall surfaces and require lots of maintenance.
- Multi-color paint finishes can be difficult to patch due to their unique finish and texture. Therefore, a certified professional painter is required to perform the patch.

Guiding Principles: Wall Coverings & Tile

Ceramic Tile

- Ceramic tiles are used for both wall and floor applications. They are softer and easier to cut than porcelain tile and come in a variety of different types and styles.
- Ceramic tiles are generally made from red or white clay fired in a kiln. They are almost always finished with a durable glaze that protects the color and pattern.
- Ceramic tile can have a matte or glossy glaze, but a matte glaze is recommended.
- Ceramic tile is, on average, a more affordable option in comparison to porcelain tile of the same size and shape.

Glass Tile

- Glass tile is to be used only as an accent on walls. When installing glass tiles, make sure the mastic is applied properly so it does not show through the tile.

Grout

- When selecting grout color, for both ceramic and glass tile, consider colors that are close to the color of the tile. Avoid using white grout as it will show stains and dirt easier than a darker color.

Wall Coverings

- Wall coverings can provide better acoustics in a space, add texture to a wall, and should not be used on exterior walls.
- Natural and non-vinyl wall coverings are breathable, resulting in less problems with moisture.

Guiding Principles: Wall Protection & Specialty

Corner Guards

- Corner guards are recommended to run floor to ceiling unless matching a handrail height of a maximum of 36" A.F.F. (above finish floor).
- It is recommended that the color of the corner guard either match the color of the wall or the color of the base or handrail.
- Recessed corner guards provide a cleaner look than surface mounted corner guards. They also allow for easy replacement of corner guards by reusing the same armature.

Handrails/ Crashrails

- In-patient facilities require handrails or crashrails to be on both sides of the corridor.
- Clinics, where corridors are not greater than 6' wide, handrails or crashrails are only required on one side of the corridor.
- Handrails are available with or without a crash guard. They are also available in a variety of colors and materials and should be selected based on other finishes used throughout the space.

Manufacturer: Sherwin Williams
Collection: Base Colors

Image A

Color: Rare Gray SW 6199

Image B

Color: Mindful Gray SW 7016

Image C

Color: Requisite Gray SW 7023

Image D

Color: Intellectual Gray SW 7045

Image E

Color: Clary Sage SW 6178

Image F

Color: Macadamia SW 6142



Sustainable Paint Option:

ProGreen 200

- Low VOC, 50g/l
- Low odor
- Meets or exceeds GS-11 standards
- Can be applied in occupied areas
- Economical solution for new commercial construction
- Available in Primer, Flat, Egg-Shell, and Semi-Gloss

Refer to manufacturer for warranty, testing and sustainability info.

Manufacturer: Sherwin Williams
Collection: Accent Colors

Image A

Color: Underseas SW 6214

Image B

Color: Empire Gold SW 0012

Image C

Color: Naval SW 6244

Image D

Color: Link Gray SW 6200

Image E

Color: Backdrop SW 7025

Image F

Color: Artichoke SW 6179



Sustainable Paint Option:

Harmony

- Low odor and no-VOC formula
- Long-term durability
- Highest indoor air quality ratings
- Can be applied in occupied rooms without causing disruption
- Meets or exceeds GS-11 criteria for coatings used in LEED certified buildings
- Anti-microbial — inhibits growth of mildew
- Silica-free
- Primer available

Refer to manufacturer for warranty, testing and sustainability info.

Manufacturer: Sherwin Williams
Collection: Accent Colors

Image A

Color: Meditative SW 6227

Image B

Color: Golden Fleece SW 6388

Image C

Color: Softened Green SW 6177

Image D

Color: Useful Gray SW 7050

Image E


Color: Analytical Gray SW 7051

Image F

Color: Reddened Earth SW 6053

Refer to manufacturer for warranty, testing and sustainability info.


Manufacturer: Sherwin Williams
Collection: Base Colors



Manufacturer: Sherwin Williams
Collection: Accent Colors



Manufacturer: Sherwin Williams
Collection: Accent Colors



WALLS

Paint

Manufacturer: Scuffmaster
Collection: Ambient Metallic

Image A

Color: G 5943471
Product #: ND210
ASTM Scrubs: 8,200

Image B

Color: G 5943479
Product #: ND219

Image C

Color: G 5943482
Product #: ND222

Image D

Color: G 5943477
Product #: ND216

Image E

Color: G 5943474
Product #: ND213

Image F

Color: G 5943486
Product #: ND226



Sustainable: Scuffmaster paints meet the requirements for low VOC content as defined by the Green Seal Standard GS-11 found in LEED.

Refer to manufacturer for warranty, testing and sustainability info.

Manufacturer: Scuffmaster
Collection: Armor

Image A

Color: G 5943470
Product #: ND209
ASTM Scrubs: 25,000

Image B

Color: G 5944390
Product #: ND218

Image C

Color: G 5943481
Product #: ND221

Image D

Color: G 5943476
Product #: ND215

Image E

Color: G 5943473
Product #: ND212

Image F

Color: G 5943485
Product #: ND225

Refer to manufacturer for warranty, testing and sustainability info.

Manufacturer: Scuffmaster
Collection: Smooth Pearl

Image A

Color: G 5943469
Product #: ND208
ASTM Scrubs: 4,200

Image B

Color: G 5943478
Product #: ND217

Image C

Color: G 5943480
Product #: ND220

Image D

Color: G 5943475
Product #: ND214

Image E


Color: G 5943472
Product #: ND211

Image F

Color: G 5943483
Product #: ND223

Refer to manufacturer for warranty, testing and sustainability info.

Manufacturer: Scuffmaster
Collection: Ambient Metallic



Manufacturer: Scuffmaster
Collection: Armor



Manufacturer: Scuffmaster
Collection: Smooth Pearl



Manufacturer: Carnegie

Collection: Xorel

Image A

Color: Quarry 6619 W96

Application: Walls, Panels, Upholstery

Content: 100% IFR Xorel

Backing: Paper Backed, W156, 52"

Acrylic Backed, A156, 54"

Unbacked, F156, 56"

Durability: Qualifies for heavy duty contract use,
1,000,000 double rubs



Sustainable Info: Free of PVC, Chlorine,
Plasticizers, Heavy Metals, Ozone Depleting
Chemicals, Topical Finishes and Dioxin Extremely
Low VOCs, Anti Bacterial, Safely Disposable

Image B

Color: Quarry 6619 W97

Image C

Color: Quarry 6619 W98

Image D

Color: Link 6623 W152

Image E

Color: Link 6623 W154

Image F

Color: Link 6623 W156

Refer to manufacturer for warranty, testing and sustainability info.

Manufacturer: Maharam

Collection: Inox

Image A

Pattern: Inox Structure 398980

Color: 006 Region

Application: Walls, Upholstered Walls

Content: 57% Polyolefin, 43% Polyethylene

Finish/Backing: Stain resistant, Acrylic

Width: 54" (137cm)



Sustainable Info: Environmentally Improved
Manufacturing Process and Reduced Emissions

Image B

Pattern: Inox Structure 398980

Color: 010 Salve

Image C

Pattern: Inox Structure 398980

Color: 013 Clay

Image D

Pattern: Inox Basket 399000

Color: 006 Amaganset

Content: 72% Polyethylene, 28% Polyolefin

Image E

Pattern: Inox Basket 399000

Color: 007 Sift

Image F

Pattern: Inox Basket 399000

Color: 008 Breeze

Refer to manufacturer for warranty, testing and sustainability info.

Manufacturer: Maharam

Collection: Effect

Image A

Pattern: Effect 398550

Color: 002 Birch

Application: Wall, Upholstered Walls

Content: 58% Polyolefin, 42% Polyester

Finish/Backing: Stain resistant, Acrylic

Width: 54" (137cm)



Sustainable Info: Environmentally Improved
Manufacturing Process: Solution-dyed product

Image B

Pattern: Effect 398550

Color: 013 Titanium

Image C

Pattern: Effect 398550

Color: 014 Arabica

Image D

Pattern: Effect 398550

Color: 012 Tonic

Image E

Pattern: Effect 398550

Color: 008 Bluff


Image F

Pattern: Effect 398550


Color: 003 Mica

Refer to manufacturer for warranty, testing and sustainability info.


Manufacturer: Carnegie
Collection: Xorel



Manufacturer: Maharam
Collection: Inox



Manufacturer: Maharam
Collection: Effect



● Manufacturer: American Olean
● Collection: Bijou De Verre & Candalara Glass

● **Image A**
● Color: BV22-Cream Soda
● Style: Bijou De Verre
● Sizes: 3/4"x3/4" Field Tile Mesh-mounted on 12"x12" Sheets
● Thickness: 5/32"
● Grout Joint Recommendation: 1/8"

● **Image B**
● Color: CL51-Silver Lake
● Style: Candalara Glass

● **Image C**
● Color: CL53-Cinnamon Spice
● Style: Candalara Glass

● **Image D**
● Color: CL54-Black Pearl
● Style: Candalara Glass


● **Image E**
● Color: BV36-Butterscotch
● Style: Biouo De Verre

● **Image F**
● Color: BV34-Silver
● Style: Bijou De Verre

● Refer to manufacturer for warranty, testing and sustainability info.

● Manufacturer: Crossville
● Collection: Glass Blox

● **Image A**
● Color: G086 Desert Dawn
● Surface/Texture: Solids, Blends
● Sizes: 1"x1", 1/2"x2", 1/2"x6", 2"x4", 4"x4" Field Tile
● Mesh-mounted on 12"x12" Sheets
● Thickness: 1/4"

●  Sustainable Info: *These products all contribute to LEED Credits differently, please reference website for specifics.*

● **Image B**
● Color: G153 Coffee

● **Image C**
● Color: G154 Latte

● **Image D**
● Color: G074 Blue Haze

● **Image E**
● Color: G076 Ocean Air

● **Image F**
● Color: G082 Olive Mist

● Refer to manufacturer for warranty, testing and sustainability info.

● Manufacturer: Daltile
● Collection: Maracas Glass

● **Image A**
● Color: Butternut P655
● Finish: Frosted & Glossy
● Sizes: 1"x1" Field Tile Mesh-mounted
● Thickness: 5/16"
● Grout Joint Recommendation: 1/8"

● **Image B**
● Color: Green Leaf P661

● **Image C**
● Color: Mushroom P653


● **Image D**
● Color: Honeycomb P651

● **Image E**
● Color: Lake Shores P665


● **Image F**
● Color: Wistera P658

● Refer to manufacturer for warranty, testing and sustainability info.


Manufacturer: American Olean
Collection: Bijou De Verre & Candalara
Glass



Manufacturer: Crossville
Collection: Glass Blox



Manufacturer: Daltile
Collection: Maracas Glass





Ceramic Tile WALLS

Manufacturer: Daltile
Collection: Neutrals, Matte

Image A

Color: 0732 Uptown Taupe
Sizes: 6"x6", 4-1/4"x4-1/4", 3"x6"
Thickness: 5/16"
Grout Joint Recommendation: 1/16"
Shade Variation: V1 (Low)

Image B

Color: K775 Biscuit

Image C

Color: 0709 Architect Gray

Image D

Color: 0766 Element Tan

Image E

Color: 0799/U799 Pearl White

Image F

Color: 0182 Suede Gray

Refer to manufacturer for warranty, testing and sustainability info.

Manufacturer: Daltile
Collection: Light Accent, Matte

Image A

Color: 1452 Cypress
Sizes: 6"x6", 4-1/4"x4-1/4", 3"x6"
Thickness: 5/16"
Grout Joint Recommendation: 1/16"
Shade Variation: V1 (Low)

Image B

Color: 0148 Spa

Image C

Color: 0141 Garden Spot

Image D

Color: 0169 Water Fall

Image E

Color: 0142 Luminary Gold

Image F

Color: 0160 Cornsilk

Refer to manufacturer for warranty, testing and sustainability info.

Manufacturer: American Olean
Collection: Dark Accent, Matte

Image A

Color: K189 Navy
Sizes: 6"x6", 4-1/4"x4-1/4", 3"x6"
Thickness: 5/16"
Grout Joint Recommendation: 1/16"
Shade Variation: V1 (Low)

Image B

Color: 0744 Artisan Brown

Image C

Color: Q094 Chianti

Image D

Color: Q090 Pumpkin Spice

Image E


Color: Q093 Fire Brick

Image F


Color: I452 Cypress

Refer to manufacturer for warranty, testing and sustainability info.

Manufacturer: Daltile
Collection: Neutrals, Matte



Manufacturer: Daltile
Collection: Light Accent, Matte



Manufacturer: Daltile
Collection: Dark Accent, Matte



WALLS

Ceramic Tile

Manufacturer: C-S Group
Collection: Wall Protection

Image A

Color: 103 Beige
Texture: Pebblette Texture
Thicknesses: .040", .060"
*Note: Also available in PVC-Free Acrovyn 3000

Image B

Color: 194 Chinchilla

Image C

Color: 209 Slate

Image D

Color: 262 Driftwood

Image E

Color: 929 Oyster Gray

Image F

Color: 517 Teton White

Refer to manufacturer for warranty, testing and sustainability info.

Manufacturer: C-S Group
Collection: Corner Guard Styles

Image A

Style: SM-20, Surface Mounted
The original "shock absorbing" corner guard prevents unsightly damaged corners. The SM-20 (1/4" radius) and SM-10 (1" radius) are 3" corner guards with snap on covers. Optional horizontal reveals are available for SM-20

Image B

Style: FS-20, Recessed
The FS-20 corner guards offer designers a 3", sharp nose, custom "built-in" appearance that is completely flush to the wall surface. The retainers attach directly to the drywall and are feathered in to achieve a flush appearance.

Refer to manufacturer for warranty, testing and sustainability info.

Manufacturer: C-S Group
Collection: Handrail Styles

Image A


Style: HRW-32A/S
The newest handrail/crashrail offers designers high style and practically all in one 4-3/4" high profile. Specify HRW-32A for aluminum rail or HRW-32S for stainless. Metal rails can be powder coated in seven finishes.

Image B

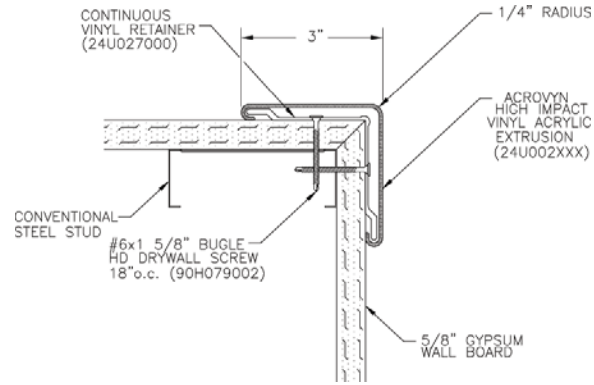
Style: HRWS-6C
The sleek HRWS-6C combines the warmth of wood with stainless steel end caps and brackets for maximum aesthetics. The stainless steel end caps, brackets and optional splices can be powder coated. Wood caps also available.

Refer to manufacturer for warranty, testing and sustainability info.

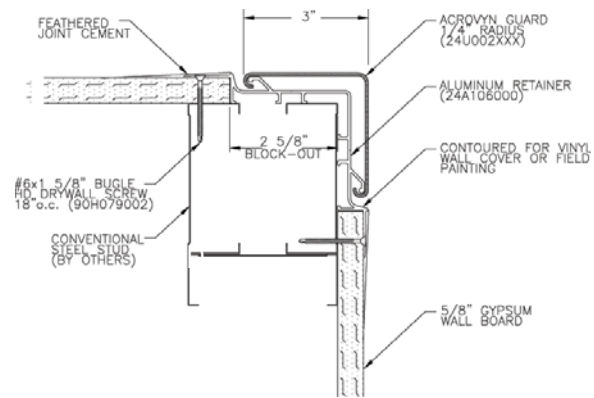
Manufacturer: C-S Group
Collection: Wall Protection



Manufacturer: C-S Group
Collection: Corner Guard Styles

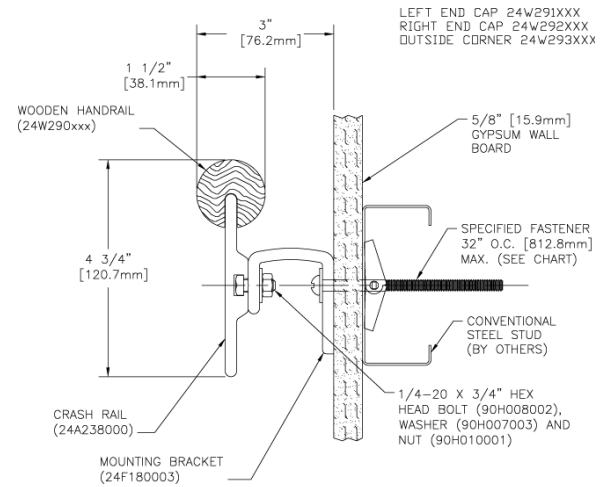


A

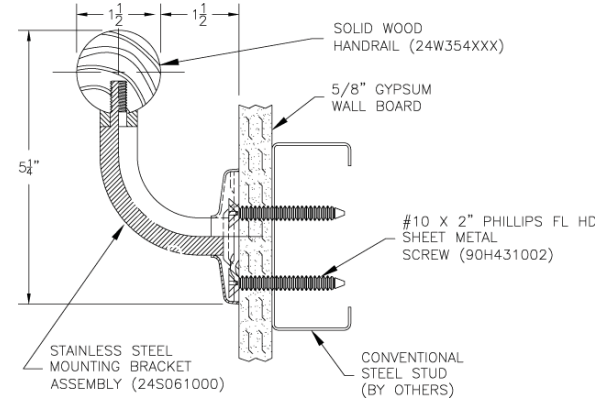


B

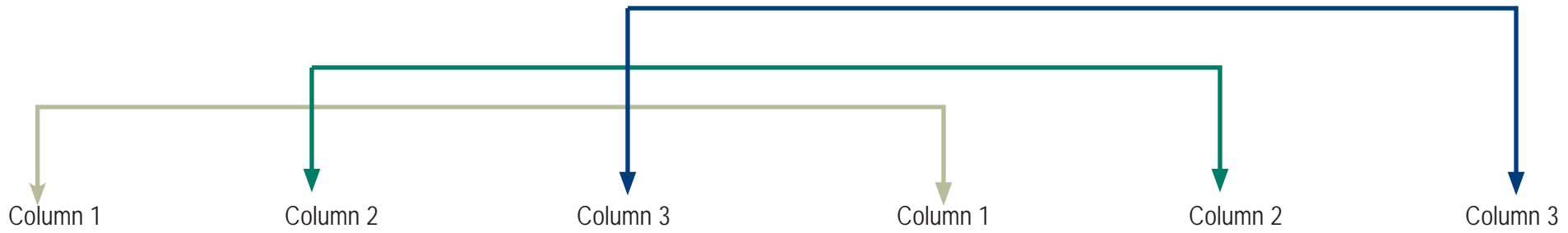
Manufacturer: C-S Group
Collection: Handrail Styles



A



B



Manufacturer:
Collection:
Image A
Spec Info.
Stainability Info.

Image B
Spec Info.
Stainability Info.

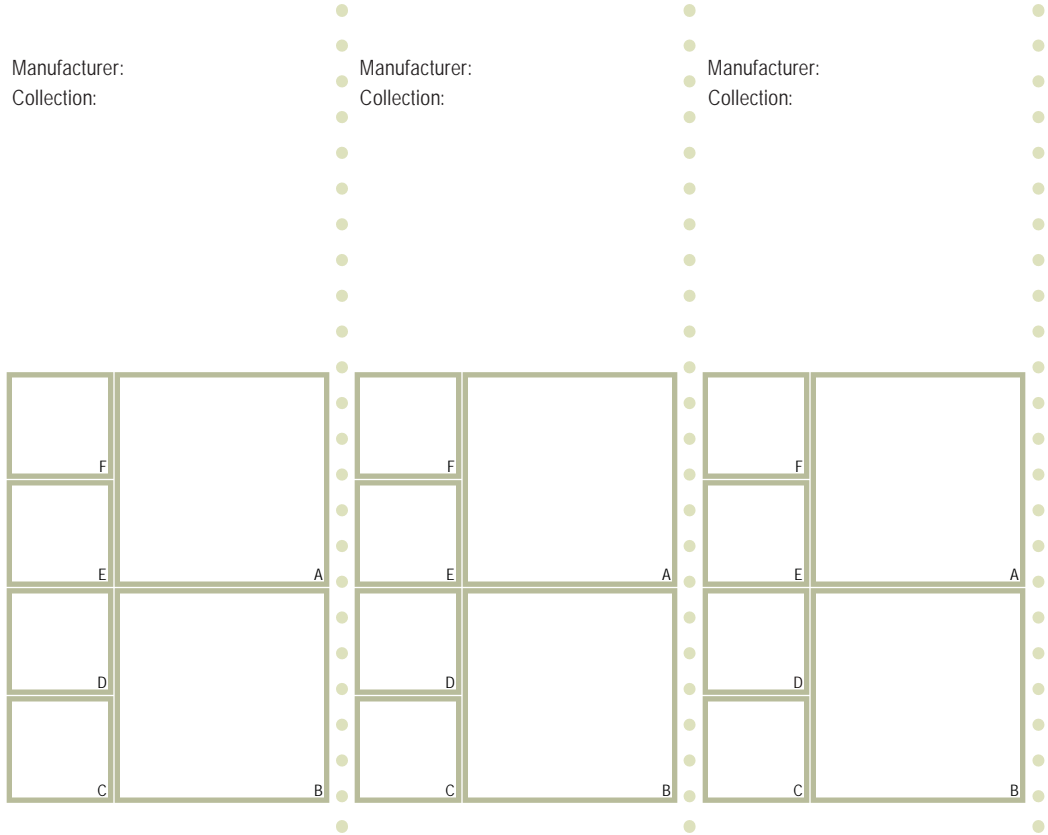
Image C
Spec Info.
Stainability Info.

Image D
Spec Info.
Stainability Info.

Image E
Spec Info.
Stainability Info.

Image F
Spec Info.
Stainability Info.

Refer to manufacturer for warranty and testing info.



Sub-category:
Category:

Category:
Sub-category:



Acoustical Ceiling Tiles & Grid Systems

Specialty Systems

Guiding principles:

Acoustical Ceiling Tiles & Grid Systems

Acoustical Ceiling Tiles and Grid Ceilings

- Acoustical ceiling tile systems may be used in many spaces including offices, exam rooms, corridors, restrooms, training rooms, conference rooms, break rooms, and treatment rooms.
- Grid systems are useful and practical for ceilings that require maintenance.
- The edges of cut tiles should be painted to blend with the rest of the ceiling.
- It is necessary for grid tiles to be cut properly so they lay in the grid correctly.
- Acoustical ceiling tile systems offer a high level of NRC and CAC. For private spaces such as offices and Exam Rooms, the NRC should be 0.70 and the CAC 35.
- Acoustical ceiling tile's non-directional pattern offers fast and efficient installation.
- Fine-textured, non-perforated and non-fissured designs offer a highly desired aesthetic.
- Grids may be based upon 2'x2' size, which shall be calculated dependent upon the size of the space.
- Acoustic ceiling tile systems can accommodate most types of lighting including lay-in fluorescent fixtures, recessed cans, track and pendant lighting.
- Smooth finish acoustical ceiling tiles show finger prints easier than a textured ceiling product such as a fissured ceiling tile.

Clean Room Ceiling Tile Systems

- Vinyl faced products meet USDA (United States Department of Agriculture) and FSIS (Food Safety and Inspection Service) requirements for food processing and clean room environments up to Class 100.
- Clean room ceiling panels are required in labs.

Guiding principles:

Metal & Wood

Metal 3-Dimensional Panels

- Metal 3-D ceiling panels punctuate flat ceiling planes with rhythm and depth, and create eye catching focal points.
- 3-D panels are mostly used in lobbies or waiting areas, these panels fill large volumes of space beautifully. They should not be used in areas where the ceiling is low or the space is limited.
- Luminous panels may be backlit with fluorescent strip fixtures or integrated with standard lay-in fixtures.
- Dropped pendant lighting can easily be integrated with 3-Dimensional panels.
- Metal 3-D ceilings are comprised of lightweight aluminum panels and are available in custom colors to allow for design diversity.

Wood Panels

- Wood panels provide a rich, tailored look for ceilings in various spaces.
- The warmth and beauty of wood can be used to create interest and comfort within multiple types of rooms.
- Wood panels offer a great opportunity to absorb and control noise.

Guiding principles:

Back-lit Murals & Specialty Systems

Back-Lit Murals

- Back-lit murals are most often used in spaces such as exam, treatment and imaging rooms.
- These murals should be photos of relaxing scenes to provide a calm atmosphere and a nice image for the patient to focus on while receiving treatment. Each image shall be appropriate for the space and the patient.
- Back-lit murals and other overhead ceiling treatments shall be purchased and applied professionally. Do not go to a local copy store with images and try to create and install your own.

Specialty Systems

- Specialty systems can be made up of a variety of materials such as architectural resins, glass, wood and laminates.
- These ceilings should be used to designate specific spaces and create visual interest within a space.
- Specialty systems also aid in controlling noise and light within a space.

Manufacturer: Armstrong
 Collection: ACT, Metal & Wood

Image A

Style: Ultima Tegular
 Material: Wet-Formed Mineral Fiber with DuraBrite
 Acoustically Transparent Membrane
 Dimensions: 1'x2', 2'x2', 4'x3/4"; Edge: Beveled
 Tegular 15/16"

Image B

Style: Fine Fissured Tegular
 Material: Wet-Formed Mineral Fiber
 Dimensions: 2' x 2' or 4' x 5/8" or 3/4", Angled
 Tegular 15/16"

Image C

Style: 868 Clean Room VL (Unperforated - Class 5)
 Material: Wet-Formed Mineral Fiber
 Dimensions: 2'x2'x5/8", Square Lay-in 15/16"

Image D

Style: Effects Wood Looks
 Color: Maple

Image E

Style: Woodworks
 Color: Constants, Maple

Image F

Style: Infusions
 Color: Clear Arbor

Refer to manufacturer for warranty, testing and sustainability info.

Manufacturer: USG
 Collection: ACT, Metal & Wood

Image A

Pattern: 51017 Astro, ClimaPlus, Fine-Texture
 Materials: X-Technology Mineral Fiber
 Dimensions: 2'x2'-4'x5/8", 2'x2'-4'x3/4"; Edge: SQ,
 SLT, FLB

Image B

Pattern: 50200 Radar, ClimaPlus, Medium-Texture
 Materials: Water-Felted Mineral Fiber
 Dimensions: 2'x2'-4'x5/8"; Edge: SQ, SLT, FLB

Image C

Pattern: 40511 Clean Room, ClimaPlus
 Material: Gypsum Core, Sealed Edges, Vinyl Face
 Dimensions: 2'x2'-4'x5/8", 2'x4'x1/2"; Edge: SQ

Image D

Pattern: 51373r01 Geometrix
 Materials: Panels - Aluminum
 Dimensions: 2'x2'; 5/16" to 3-1/4" deep; 0.75 lbs./sf.

Image E

Pattern: 51869 Topo
 Materials: Panels - Pre-Formed Lexan, 0.04" Thick
 Dimensions: 2'x2', 0.5 lbs./sf.

Image F

Pattern: 51873 Billo
 Materials: Panels - Performed Lexan Polycarbonate
 Dimensions: 2'x2', .025 lbs./sf.

Refer to manufacturer for warranty, testing and sustainability info.

Manufacturer: Armstrong
 Collection: Ceiling Grids

Image A

Prelude 15/16" Exposed Tee System

Image B

Clean Room System

Image C

Suprafine 9/16" Exposed Tee System

Image D


Interlude 9/16" Dimensional Tee System

Refer to manufacturer for warranty, testing and sustainability info.

Manufacturer: Armstrong
Collection: ACT, Metal & Wood



Manufacturer: USG
Collection: ACT, Metal & Wood



Manufacturer: Armstrong
Collection: Ceiling Grids



● Manufacturer: Sky Mobile
● Collection: Back-Lit Images

● *Image A*
● Scene: Ocd

● *Image B*
● Scene: Occ01

● *Image C*
● Scene: Odp02

● *Image D*
● Scene: Ocp01

● *Image E*
● Scene: OOwS

● *Image F*
● Scene: Ofks

● SkyCeilings are photographic illusions of real skies
● that fit into standard ceiling grid systems. Luminous
● SkyCeilings feature fluorescent or LED lighting that
● illuminate the translucent images from behind.

● *Note: The product provides a great deal of flexibility
● and options, please refer to manufacturer for more
● information.*

● Refer to manufacturer for warranty, testing and sustainability info.

● Manufacturer: Sky Mobile
● Collection: Back-Lit Images

● *Image A*
● Scene: Oag05

● *Image B*
● Scene: Ob2

● *Image C*
● Scene: 4ax01

● *Image D*
● Scene: Ogk

● *Image E*
● Scene: OOso3

● *Image F*
● Scene: Oei

● Refer to manufacturer for warranty, testing and sustainability info.

● Manufacturer: Sky Mobile
● Collection: Back-Lit Images

● *Image A*
● Scene: OaaS

● *Image B*
● Scene: Oaq

● *Image C*
● Scene: Off

● *Image D*
● Scene: OOq

● *Image E*
● Scene: OOv


● *Image F*
● Scene: OOwS

● Refer to manufacturer for warranty, testing and sustainability info.

Manufacturer: Sky Mobile
Collection: Back-Lit Images

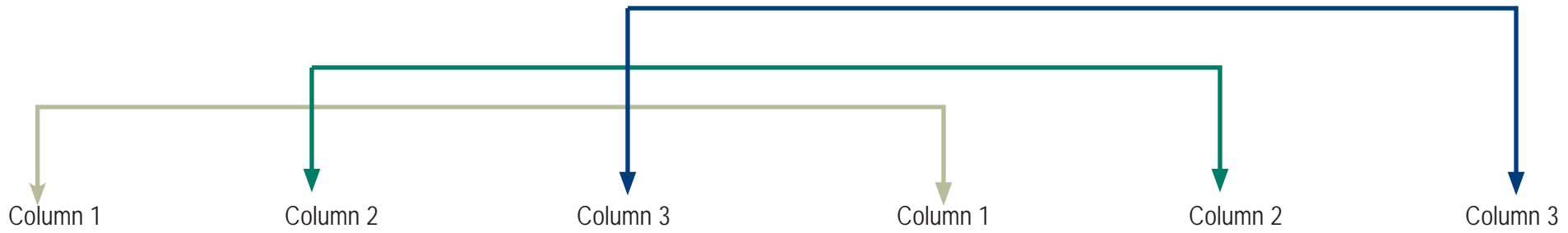
Manufacturer: Sky Mobile
Collection: Back-Lit Images

Manufacturer: Sky Mobile
Collection: Back-Lit Images



CEILING

Suspension Systems



Manufacturer:
Collection:
Image A
Spec Info.
Stainability Info.

Image B
Spec Info.
Stainability Info.

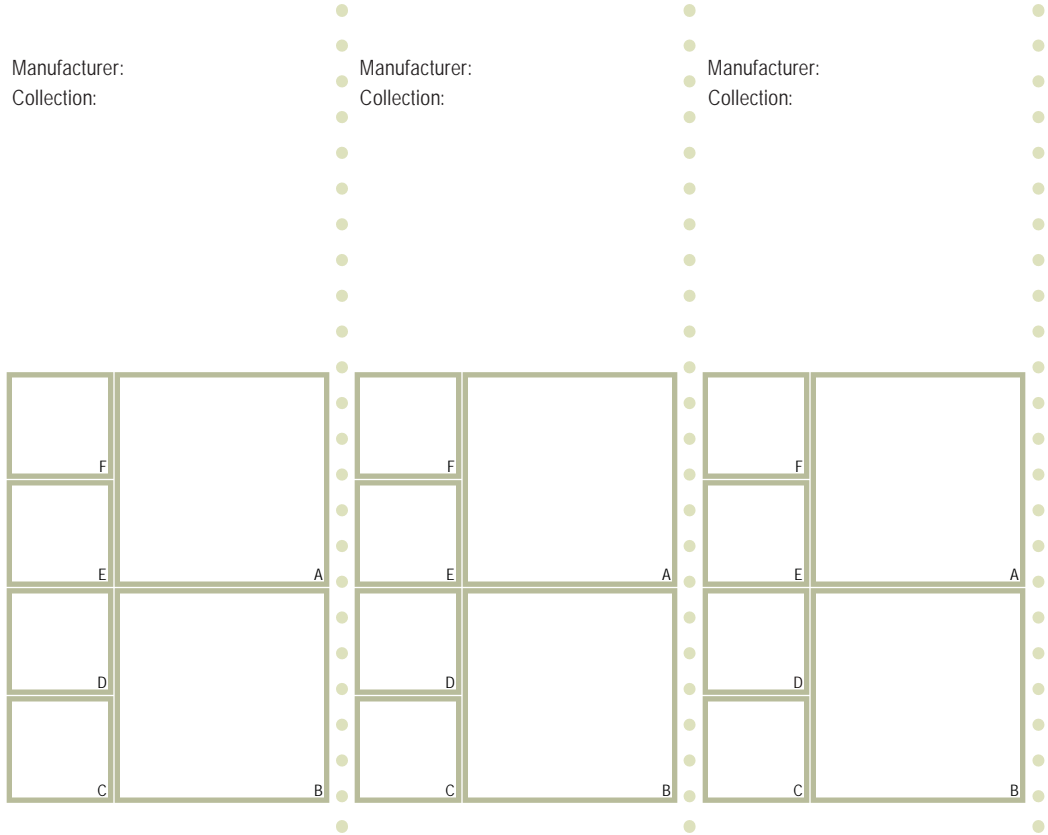
Image C
Spec Info.
Stainability Info.

Image D
Spec Info.
Stainability Info.

Image E
Spec Info.
Stainability Info.


Image F
Spec Info.
Stainability Info.

Refer to manufacturer for warranty and testing info.



Sub-category:
Category:

Category:
Sub-category:



Resins & Wall Panels



Wallcoverings

Solid Surface

Guiding principles:

Resins & Stand-off Hardware

Resins

- Architectural resin patterns can be created using organic or man-made materials pressed into resin. There is also the option of printing images on architectural resin, making it unique to the space.
- Possible applications of resins include: reception desks, privacy separations, counters, walls, decorative ceilings, signage, and stair rails.
- Resins can be used as a wall material or as a backlit accent material.
- Resins are available in many custom options, but as with any custom material, lead times must be considered.

Stand-off Hardware

- There is a variety of stand-off hardware available for resin applications depending on intent and use of resin.
- Standoff support systems provide versatile, elegant solutions for attaching architectural resins to a wide variety of substrates. These materials can include wood, concrete, steel studs, gypsum, and aluminum framing systems

Guiding principles:

Solid Surface

Solid Surface

- Solid surfaces are a durable material that won't chip, resists stains and can be buffed to remove stains or scratches.
- Solid surfaces can be cut into any shape or size and can have penetrations routed in the surface to accommodate sinks and other items.
- Solid surfaces are the preferred material at wet locations such as break room sinks, lab counters, and restrooms.
- Acrylic solid surface materials are resistant to some acids and chemicals found in labs and pharmacies making it the desired choice for these areas.

Laminate

- Laminates are a cost effective solution to solid woods, metals, or other surfaces. Laminates can provide a nice finished look to vertical and horizontal surfaces as they can be applied to a wide variety of materials and can be made to look like a variety of finishes.

Guiding principles:

Dry-Erase Wall Coverings

Dry-Erase Wall Coverings

- Dry-Erase wall coverings can be used as a clean and practical alternative to glossy marker boards as well as serve as a virtually seamless projection screen for applications that do not require an embossed surface.
- Dry-Erase boards are ideal in conference and training rooms.
- Many colors of Dry-Erase wall coverings are available including metallic.
- Style options include grids, lines, as well as a magnet backing.
- Dry-Erase wall coverings can be used to cover existing chalkboards or white boards.

Manufacturer: Lumicor
 Collection: Neutrals, Colorways,
 Metallics, Botanicals

Image A

Pattern: Avanti
 Collection: Neutrals

Image B

Pattern: Olive Mesh Moire
 Collection: Colorways

Image C

Pattern: Silver Spun
 Collection: Metallics

Image D

Pattern: Pearl Milan
 Collection: Colorways

Image E

Pattern: Natural Leaves
 Collection: Botanicals

Image F

Pattern: Beach Grass
 Collection: Botanicals

Refer to manufacturer for warranty, testing and sustainability info.

Manufacturer: 3-Form
 Collection: Varia

Image A

Product: Light Blue Crush Color: N/A
 Gauge: 3/8"/10mm
 Front & Back Finish: Patent

Image B

Product: Belgo Mezzo BB Color: Aqua
 Gauge: 1/4"/6mm
 Front Finish: Patina Back Finish: Sandstone

Image C

Product: Sada Color: N/A
 Gauge: 1/8"/3mm
 Front & Back Finish: Sandstone

Image D

Product: Cirrus Color: N/A
 Gauge: 1/8"/3mm
 Front & Back Finish: Sandstone

Image E

Product: Structured Bamboo Color: N/A
 Gauge: 1/4"/6mm
 Front & Back Finish: Sandstone

Image F

Product: Lunar Color: N/A
 Gauge: 1/4"/6mm
 Front Finish: Supermatte Back Finish: Sandstone

Refer to manufacturer for warranty, testing and sustainability info.

Manufacturer: 3-Form
 Collection: Colors

Image A

Color: Sand

Image B

Color: Papaya

Image C

Color: Celery

Image D

Color: Pacific

Image E

Color: Ribbon

Image F


Color: Aluminum Silver 2




Sustainable: Made with EcoResin

Refer to manufacturer for warranty, testing and sustainability info.

Manufacturer: Lumicor
Collection: Neutrals, Colorways,
Metallics, Botanicals



Manufacturer: 3-Form
Collection: Varia



Manufacturer: 3-Form
Collection: Colors



SPECIALTY FINISHES

Manufacturer: Wall Talkers

Image A

Color: White
Style: Just Rite Grid

Image B

Color: White
Style: Blacklines

Image C

Color: Light Bronze
Style: Koro Rite

Image D

Color: Light Beige
Style: Erase Rite

Image E

Color: Off-White
Style: Erase Rite

Image F

Color: Silver
Style: Koro Rite

Walltalkers® wall coverings are an alternate option to traditional chalkboards. They are perfect for educational environments, conference rooms, training facilities, retail settings, and graphic design environments.

Refer to manufacturer for warranty, testing and sustainability info.

Manufacturer: 4 Walls
Collection: Digital Murals

Image A

Pattern: Vintage Tile Neutral

Image B

Pattern: Retro Stripe

Image C

Pattern: Rhombus Jet Blue

Image D

Pattern: Rhombus Dark Avocado

Image E

Pattern: Moon Phase Vintage Blue

Image F

Pattern: Groovy Wave

Digital murals can create individual solutions for any installation. They can be applied to a variety of substrates such as type 1 & 11 paper, type 11 vinyl, canvas, fabric and more.

Refer to manufacturer for warranty, testing and sustainability info.

Manufacturer: Modular Arts
Collection: Mineral Composite Panels

Image A

Pattern: Burle

Image B

Pattern: Clif

Image C

Pattern: Zen

Image D

Pattern: Stream

Image E

Pattern: Flo


Image F

Pattern: Dune

Mineral composite panels are a modular panel that aligns in horizontal and vertical repetitions. This allows the “module” to be applied to any interior wall for a continuous sculptural surface.

Refer to manufacturer for warranty, testing and sustainability info.


Manufacturer: Wall Talkers



Manufacturer: 4 Walls
Collection: Digital Murals



Manufacturer: Modular Arts
Collection: Mineral Composite Panels



SPECIALTY FINISHES

Wallcoverings

SPECIALTY FINISHES

Manufacturer: DuPont
Collection: Zodiac & Corian

Image A

Color: Antique Pearl
Material: Zodiac

Image B

Color: Fossil
Material: Zodiac

Image C

Color: Slate
Material: Zodiac

Image D

Color: Sandstone
Material: Corian

Image E

Color: Storm Grey
Material: Corian

Image F

Color: Astral Pearl
Material: Corian

Refer to manufacturer for warranty, testing and sustainability info.

Manufacturer: Formica
Collection: Classics, Traditions,
Signature & Basic Elements

Image A

Color: Night Mist 302
Size: 30"x145", 36"x145", 1/2" Thick

Image B

Color: Greentea Concrete 602
Size: 30"x145", 36"x145", 1/2" Thick

Image C

Color: Natural Concrete 603
Size: 30"x145", 36"x145", 1/2" Thick

Image D

Color: Real Concrete 605
Size: 30"x145", 36"x145", 1/2" Thick

Image E

Color: Tawny Agate 743
Size: 30"x145", 36"x145", 1/2" Thick

Image F

Color: Moss Spex 933
Size: 30"x145", 1/2" Thick

Refer to manufacturer for warranty, testing and sustainability info.

Manufacturer: Avonite
Collection: Studio

Image A

Color: Cottonwood K1-6600
Finish: Satin 01/06

Image B

Color: Cement K3-8425
Finish: Satin 10/05

Image C

Color: Pistachio K3-8450
Finish: Satin 12/04

Image D

Color: Saffron K3-8410
Finish: Satin 07/05

Image E

Color: Kaleidoscope K3-8200
Finish: Satin 03/05

Image F

Color: Cozumel K3-8575
Finish: Satin 01/05




Sustainable: SCS Certified Recycled Products

Refer to manufacturer for warranty, testing and sustainability info.

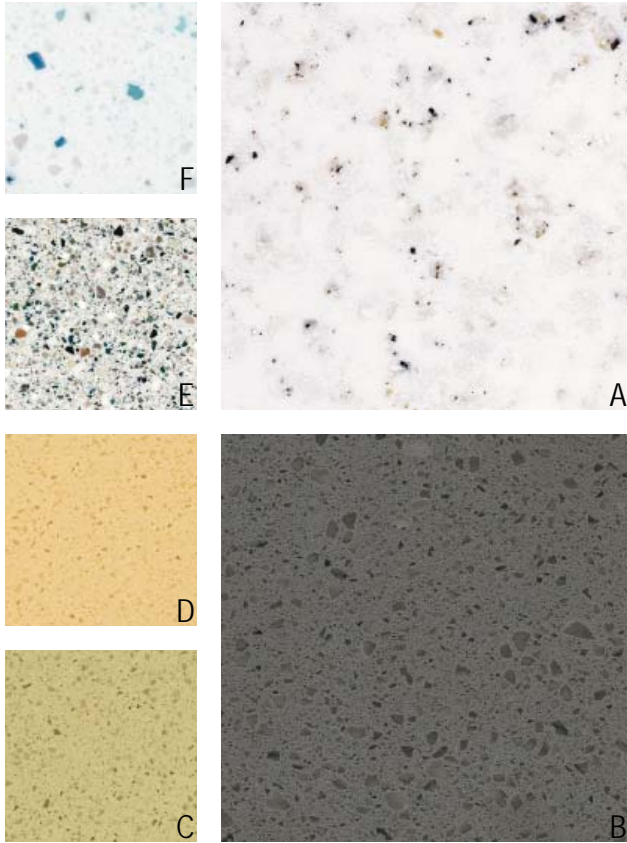
Manufacturer: DuPont
Collection: Zodiaq & Corian



Manufacturer: Formica
Collection: Classics, Traditions,
Signature & Basic Elements




Manufacturer: Avonite
Collection: Studio



SPECIALTY FINISHES

Solid Surface



Manufacturer:
Collection:

Image A
Spec Info.
Stainability Info.

Image B
Spec Info.
Stainability Info.

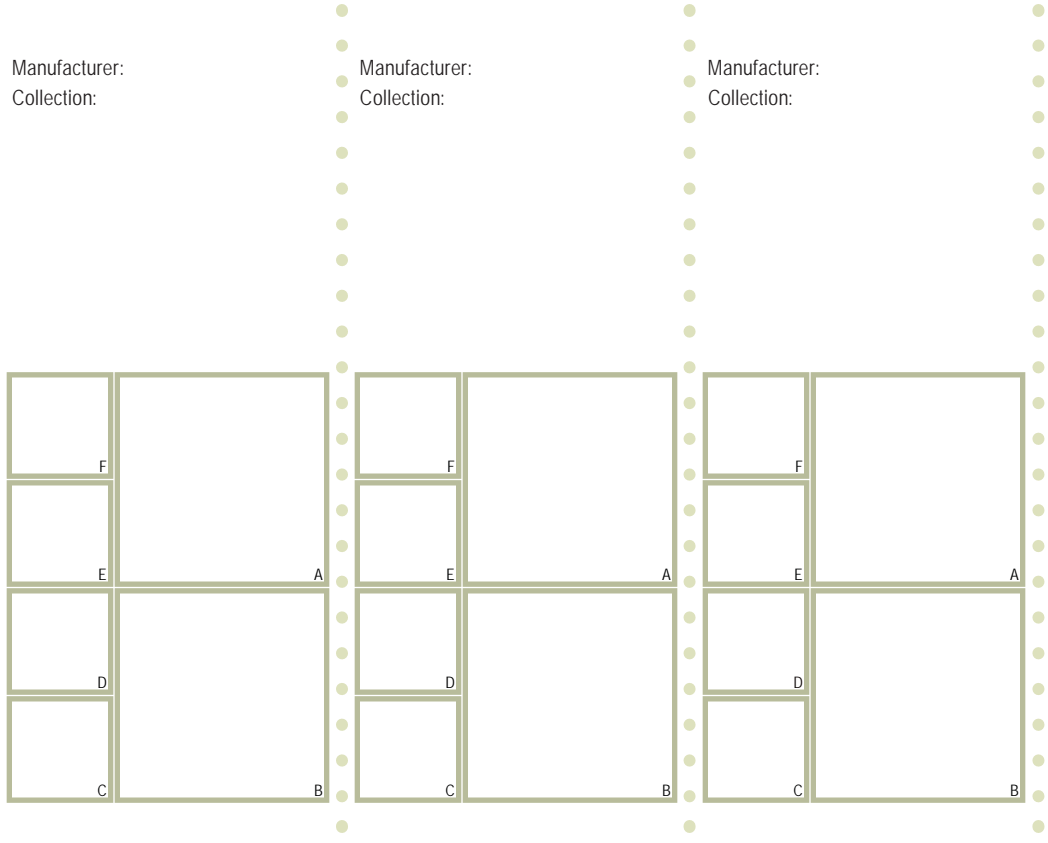
Image C
Spec Info.
Stainability Info.

Image D
Spec Info.
Stainability Info.

Image E
Spec Info.
Stainability Info.

Image F
Spec Info.
Stainability Info.

Refer to manufacturer for warranty and testing info.





Overhead

Task

Decorative

Guiding Principles: Overhead Lighting

Overall Lighting Guiding Principles

- The goal of lighting is to create spaces that feel natural, provide visual comfort and maximize people's productivity.
- Daylighting can save energy and result in positive health effects among staff and patients. Therefore, electric lighting should be used judiciously and in non-clinical windowed spaces, daylight dimming systems should be used.
- Ergonomics in lighting is understanding how people see. It is about keeping every space feeling bright and natural. It is about providing even illumination to the architecture, while doing everything possible to minimize the energy used to light the space.

Overhead Lighting

- Overhead lighting should be used in all spaces to provide general illumination.
- Prismatic lighting should only be used in uninhabited spaces, such as staff corridors and storage rooms.
- As a cost effective option, parabolic troffers can be used on the non-public administration spaces.

Guiding Principles: Task Lighting

Task Lighting

- Task lighting is mainly used to illuminate an area where a specific task must be accomplished. This is often achieved with fixtures that direct light onto a work surface. Task lights can be used for reading, writing, examining, and any other activities where a significant amount of light is required.
- Task lighting should be carefully chosen and specified to address the desired task and to accent the surrounding decor.
- Floor lamps and table lamps can both perform the duties of task lighting. Under cabinet, exam and desk lights are also considered task lighting.
- Task lighting fixtures achieve the needs of the user without wasting energy trying to illuminate the entire space.
- When using task lighting, the light source or bulb must be directed away from the users viewing angle so as to reduce direct glare. Two sources for task lighting should be used if possible to reduce "hot spots" and eliminate shadows.

Guiding Principles: Decorative Lighting

Decorative Lighting

- Decorative lighting can consist of chandeliers, pendants, sconces, and light strips. Any light fixture that focuses the user's attention and adds character to the room is considered to be decorative.
- Energy efficiency should be a consideration when designating decorative light fixtures. Because decorative light fixtures are not used to provide a direct source of light, they should utilize as little energy as possible.
- Decorative lighting is used to compliment the surrounding area and is usually seen in public areas such as lobbies, waiting areas, and restrooms.





Overhead LIGHTING

Manufacturer: Ledalite
Collection: Pure FX, Verge, In-Cove II

Image A
Collection: Pure FX
Style: Direct/Indirect Fluorescent Recessed Light
Size: 2'x4'

Image B
Collection: Pure FX
Style: Direct/Indirect Fluorescent Recessed Light
Size: 1'x4'

Image C
Collection: Pure FX
Style: Direct/Indirect Fluorescent Recessed Light
Size: 2'x2'

Image D
Collection: Verge
Style: Direct/Indirect Fluorescent Suspended Light

Image E
Collection: Verge
Style: Direct/Indirect Fluorescent Wall Mounted Light
Daylight sensor available

Image F
Collection: In-Cove II
Style: Indirect Fluorescent Cove light

Light Technology from Ledalite is MesoOptics which allows for superior visual comfort by delivering uniform brightness with exceptional glare control.

Refer to manufacturer for warranty, testing and sustainability info.

Manufacturer: Peerless
Collection: Peerless, Lightedge, Lightfoil 2

Image A
Collection: Lightedge® I/D
Style: Direct/Indirect Fluorescent Wall Mounted Light
Size: 4', 8', 12'
Options: Indirect (solid), Indirect/Open (slots), Indirect/Direct (louver)

Image B
Collection: Lightedge® I/D
Style: Direct/Indirect Fluorescent Suspended Light
Size: 4' & 8'

Image C
Collection: Lightedge® I/D
Style: Direct/Indirect Fluorescent Suspended Light
Size: 4', 8', 12'

Image D
Collection: Lightfoil® 2
Style: Indirect Wall Mounted Fluorescent
Size: 35"x12", 45"x12", 57"x12", 69"x12"
Finishes: White, Silver, or Bronze

Image E
Collection: Lightedge® I/D
Style: Direct/Indirect Fluorescent Wall Mounted Light
Size: 4', 8', 12'

Image F
Collection: Parallels™
Style: 4' and 5'. Fixtures mount to 4' grid.

Refer to manufacturer for warranty, testing and sustainability info.

Manufacturer: Lithonia Lighting
Collection: Avante

Image A
Collection: Avante Model: AVSM/TAVSM
Style: Direct/Indirect Fluorescent Suspended or Surface Mounting
Size: 1' Wide; 2', 4, or 8' Long

Image B
Collection: Avante Model: 2AV
Style: Direct/Indirect Fluorescent Recessed Light
Size: 2'x4'

Image C
Collection: Avante Model: AV
Style: Direct/Indirect Fluorescent Recessed Light
Size: 1'x2' & 1'x4'

Image D
Collection: Avante Model: AV Asymmetric
Style: Direct/Indirect Fluorescent Recessed Light
Size: 1'x2' & 1'x4'


Image E
Collection: Avante Model: AVSR
Diffuser: Perforated
Width 14.75" x Depth 5.1875" x Length 14.75"

Image F
Collection: Avante Model: AVSP
Diffuser: Perforated
Width 10.8125" x Depth 3.9375" x Length 10.8125"


Options for Images B, C, & D Include:
Solid, Slotted, and Perforated Diffusers
Symmetric, Asymmetric, or Side mounted Diffusers

Refer to manufacturer for warranty, testing sustainability info.

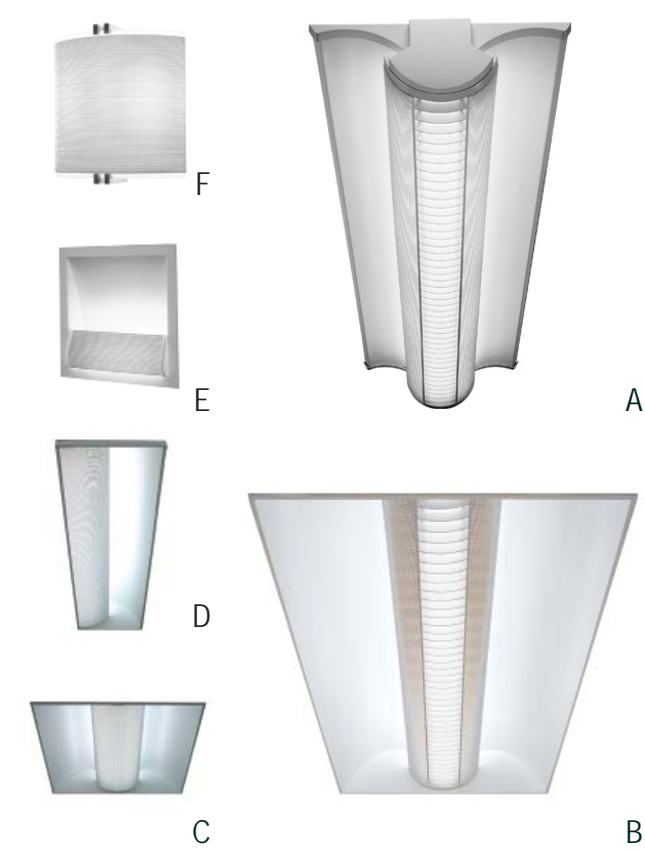
Manufacturer: Ledalite
Collection: Pure FX, Verge, In-Cove II



Manufacturer: Peerless
Collection: Peerless, Lightedge, Lightfoil 2



Manufacturer: Lithonia Lighting
Collection: Avante



LIGHTING

Overhead



● Manufacturer: Tech Lighting
● Collection: Mini Taza

● **Image A**
● Collection: Mini Taza
● Style: Blown glass shade with intensely twisted rich glass color.
● Mounting Options: Available for Free Jack, Mono Rail, Two-Circuit Mono Rail, and Kable Lite.
● Color: Blue-green
● Finish: Antique bronze, chrome, satin nickel.
● Lamp: Low-voltage 50 watt halogen bi-pin lamp.

● **Image B**
● Collection: Mini Taza
● Color: Amber

● **Image C**
● Collection: Mini Taza
● Color: White

● **Image D**
● Collection: Mini Taza
● Color: Red

● **Image E**
● Collection: Mini Taza
● Color: Cream

● **Image F**
● Collection: Mini Taza
● Color: Brown

● Refer to manufacturer for warranty, testing and sustainability info.

● Manufacturer: Tech Lighting
● Collection: Echo

● **Image A**
● Collection: Echo
● Vivid glass shade over a white case glass cylinder, highlighted with three satin nickel details. Includes six feet of field-cutable clear stream™ cable (custom lengths available).
● Color: Aquamarine
● Finish: Antique bronze, Satin Nickle, and White.
● Lamp: 120 volt, 75 watt medium base-A19 lamp.

● **Image B**
● Collection: Echo
● Color: Smoke

● **Image C**
● Collection: Echo
● Color: Havana Brown

● **Image D**
● Collection: Echo
● Color: Clear

● **Image E**
● Collection: Echo
● Color: Amber

● Refer to manufacturer for warranty, testing and sustainability info.

● Manufacturer: Hampstead
● Collection: Baco


● **Image A, B & C**
● Collection: Baco Style: Baco 5 SP
● Color: White & Clear Diffuser: Blown Glass
● Size: 4.75" DIA. x 11.5" H Overall DIA. 14"
● Lamp: Incandescent

● **Image D**
● Collection: Baco
● Color: White & Clear Diffuser: Blown Glass
● Lamp: Incandescent

● **Image E & F**
● Collection: Baco Style: Baco SC
● Color: White & Clear Diffuser: Blown Glass
● Size: 7.75" DIA. x 19.75" H
● Lamp: Incandescent


● Refer to manufacturer for warranty, testing and sustainability info.

Manufacturer: Tech Lighting
Collection: Mini Taza



A
B

Manufacturer: Tech Lighting
Collection: Echo



B

Manufacturer: Hampstead
Collection: Baco



Manufacturer: Hampstead

Collection: Aliza

Image A

Collection: Aliza Style: Aliza PD

Diffuser: Parchment

Size: 8" DIA. x 11.5" H

Lamp: Incandescent or Fluorescent

Image B

Collection: Aliza Style: Aliza F/Lamp

Diffuser: Parchment

Size: Base 10.25" x 10.25" Lamp 9.5" H x 15.75 DIA.

Overall HT. 64"

Lamp: Incandescent or Fluorescent

Image C

Collection: Aliza Style: Aliza Flush & Suspended

Diffuser: Parchment

Size: 10.5 H x 25.75" DIA. or 8.5" H x 19.75" DIA.

Lamp: Incandescent or Fluorescent

Image D

Collection: Aliza Style: Aliza F/Lamp

Diffuser: Parchment

Size: Base 10.25" x 10.25" Lamp 9.5" H x 15.75 DIA.

Overall HT. 64"

Lamp: Incandescent or Fluorescent

Image E & F

Collection: Aliza Style: Aliza T/Lamp

Diffuser: Parchment

Size: Base 6" x 6" Lamp 8" H x 12" DIA.

Overall HT. 22"

Lamp: Incandescent or Fluorescent

Refer to manufacturer for warranty, testing and sustainability info.

Manufacturer: Hampstead

Collection: Lio

Image A

Collection: Lio Style: Lio 1 SP Small

Color: White & Clear Diffuser: Blown Glass

Size: 2.75" DIA. 8" H

Lamp: Incandescent

Image B

Collection: Lio Style: Lio 5 SP Large

Color: White & Clear Diffuser: Blown Glass

Lamp: Incandescent

Image C

Collection: Lio Style: Lio Flush

Color: White & Clear Diffuser: Blown Glass

Size: 4", 5", and 5.5" DIA.

Lamp: Incandescent

Image D

Collection: Lio Style: 48 SC

Color: White & Clear Diffuser: Blown Glass

Size: 3" DIA. x 19" H Note this fixture is not ADA compliant

Lamp: Incandescent

Image E

Collection: Lio Style: 48 SC

Color: White & Clear Diffuser: Blown Glass

Size: 3" DIA. x 19" H Note this fixture is not ADA compliant

Lamp: Incandescent

Refer to manufacturer for warranty, testing and sustainability info.

Manufacturer: Hampstead

Collection: Sirio

Image A

Collection: Sirio Style: Sirio/1 Pendant

Color: White & Clear Diffuser: Glass

Size: 3" DIA. x 60" H

Lamp: G9 Wedge Based Halogen

A single baton like light structure, its diffuser is a stunning combination of crystal and frosted white blown glass. The diffuser is uniquely mounted on the tip of a crystal glass wand and magically suspended

Image B & C

Collection: Sirio Style: Sirio Chandelier

Color: White & Clear Diffuser: Glass

Size: 24", 32", 44", & 64" DIA. x Max 240" H

Lamp: G9 Wedge Based Halogen

Sirio Chandelier is available in a 3, 5, 9, 13, 15, 19, and a 25 Light Version. The Diameter Options for all versions are 24"/32"/44"/64". The length of the 'glass baton' varies with the diameter options.

Image D & E

Collection: Sirio Style: SC

Color: White & Clear Diffuser: Glass

Size: 13" H Note this fixture is not ADA compliant

Lamp: G9 Wedge Based Halogen

This uniquely shaped diffuser is a stunning combination of crystal and frosted white blown glass. It is delicately mounted atop a satin chrome base.

Refer to manufacturer for warranty, testing and sustainability info.


Manufacturer: Hampstead
Collection: Aliza



Manufacturer: Hampstead
Collection: Lio



Manufacturer: Hampstead
Collection: Sirio





Upholstery

Vinyl

Cubical Curtain

Guiding Principles: Upholstery & Vinyl

- When specifying upholstery, it is important to consider the design, fiber content, and number of double rubs. In healthcare environments, it is recommended to specify an upholstery above 50,000 double rubs.
- Many different finishes can be applied to fabrics to make them anti-microbial and stain resistant, as well as increase their maintainability and infection control. These finishes include Crypton™, Gore™, Nano-tex™, and Teflon®.
- Vinyl and Polyurethane are extremely durable options for exam rooms and waiting rooms. These options are however, not made from sustainable products. Therefore, they can not be recycled and are usually not made from recycled materials.
- Scale, color and pattern should play a role in the selection of upholstery for furniture. If the room is small and not well lit, small scales and light colored fabrics are recommended. In large spaces that are well lit and do allow natural light, larger scale fabrics are appropriate.
- It is important to keep in mind the scales of patterns when coordinating an entire room or space. Putting a number of large scale patterns or small scale patterns in one space is unacceptable. Instead, incorporate varying pattern sizes within a space to add visual interest and depth.

Guiding Principles: Cubical Curtains

- Cubicle curtains should be chosen according to the colors and patterns of fabrics, carpet, and other finishes within the space.
- 18" of mesh with 75% openness is required at the top of the curtain for proper sprinkler coverage.
- The pattern repeat of the fabric needs to be considered so that the majority of the pattern will appear throughout the curtain.
- Patterns that come off the bolt of fabric horizontally should be railroaded to get the maximum effect of the design.
- Railroaded often times allows for maximum use of particular patterns.
- Seam placement needs to be considered so it does not interrupt the flow of the curtain pattern.
- Cubical curtains need to have the room number and size of curtain sewn into the hem or header seam.

Guiding Principles: Window Treatments

- Solar roller shades are the optimal choice for window shades in a space.
- When natural light is available, roller shades should be mounted at an appropriate height to control glare at eye level for South, East, and West exposures.
- Fabric window treatments are not recommended because they collect dust and can quickly go out of style.
- Blackouts are used in rooms where natural daylight is unwanted such as radiology reading rooms and quiet rooms.
- It is important to consider energy efficiency when specifying window treatments as they play a key role in lighting and temperature control. Window treatments can reduce heat loss in the winter and heat gain in the summer. Window treatments can reduce overall consumption of energy and can therefore lower the operating cost of a building.

● Manufacturer: ArcCom
● Pattern: Grand Central

● *Image A*

● Pattern: Grand Central
● Color: Charcoal
● Product Number: AC-68755-S72
● Content: Nylon
● Double Rubs: Exceeds 300,000
● Image: Shown Railroaded
● Repeat: 4.25" H x 4.75" V

● *Image B*

● Pattern: Grand Central
● Color: Midnight
● Product Number: AC-68754-S72

● *Image C*

● Pattern: Grand Central
● Color: Stone
● Product Number: AC-68756-S72

● *Image D*

● Pattern: Grand Central
● Color: Elephant
● Product Number: AC-68755-S72

● Refer to manufacturer for warranty, testing and sustainability info.

● Manufacturer: ArcCom
● Pattern: Jardin

● *Image A*

● Pattern: Jardin
● Color: Bayou #6
● Product Number: AC-68345-S72
● Content: 54% Cotton, 46% Polyester, CRYPTON®
● Double Rubs: Exceeds 150,000 Double Rubs
● Repeat: 13.50" H x 26.50" V

● *Image B*

● Pattern: Jardin
● Color: Blueberry #5
● Product Number: AC-68344-S72

● *Image C*

● Pattern: Jardin
● Color: Sweet Pea #4
● Product Number: AC-68343-S72

● *Image D*

● Pattern: Jardin
● Color: Walnut #7
● Product Number: AC-68346-S72

● Refer to manufacturer for warranty, testing and sustainability info.

● Manufacturer: ArcCom
● Pattern: Hopscotch

● *Image A*

● Pattern: Hopscotch
● Color: Stone #11
● Product Number: AS-67260-S72
● Content: 100% Recycled Polyester
● Double Rubs: Exceeds 60,000 Double Rubs
● Repeat: 14" H x 27" V

● *Image B*

● Pattern: Hopscotch
● Color: Ice Blue #10
● Product Number: AC-67259-S72

● *Image C*

● Pattern: Hopscotch
● Color: Green Tea #6
● Product Number: AC-67255-S72

● *Image D*

● Pattern: Hopscotch
● Color: Buttercup #7
● Product Number: AC-67256-S72

● Refer to manufacturer for warranty, testing and sustainability info.

Manufacturer: ArcCom
Pattern: Grand Central




A



D



C



B

Manufacturer: ArcCom
Pattern: Jardin



A



D




C




B

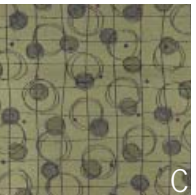
Manufacturer: ArcCom
Pattern: Hopscotch




A



D



C



B

● Manufacturer: Architex
● Pattern: Brook

● *Image A*
● Pattern: Brook
● Color: Eucalyptus-17337
● Content: 84% Polyester, 16% Rayon,
● CRYPTON® Finish
● Double Rubs: Exceeds 50,000
● Repeat: 14.5" H x 10.5" V

● *Image B*
● Pattern: Brook
● Color: Vetiver-17337

● *Image C*
● Pattern: Brook
● Color: Valerian-17337

● *Image D*
● Pattern: Brook
● Color: Cypress-17337

● Refer to manufacturer for warranty, testing and sustainability info.

● Manufacturer: Architex
● Pattern: Ripples

● *Image A*
● Pattern: Ripples
● Color: Clary Sage-17337
● Content: 65% Polyester & 35% Rayon
● Double Rubs: Exceeds 50,000
● Repeat: 14.5" H x 9.5" V

● *Image B*
● Pattern: Ripples
● Color: Vetiver-17337

● *Image C*
● Pattern: Ripples
● Color: Jojoba-17337

● Refer to manufacturer for warranty, testing and sustainability info.

● Manufacturer: Architex
● Pattern: Burst

● *Image A*
● Pattern: Burst
● Color: Clary Sage-17337
● Content: 61% Acrylic, 39% Polyester,
● GORE™ Seating Protection
● Double Rubs: Exceeds 50,000
● Repeat: 14.25" H x 14.75" V

● *Image B*
● Pattern: Burst
● Color: Jojoba-17337

● *Image C*
● Pattern: Burst
● Color: Ylang Ylang-17337

● *Image D*
● Pattern: Burst
● Color: Vetiver-17337


● *Image E*
● Pattern: Burst
● Color: Eucalyptus-17337

● Refer to manufacturer for warranty, testing and sustainability info.

Manufacturer: Architex
Pattern: Brook



Manufacturer: Architex
Pattern: Ripples



Manufacturer: Architex
Pattern: Burst



● Manufacturer: Architex

● Pattern: Delight

● *Image A*

● Pattern: Delight

● Color: Social Butterfly-17337

● Content: 42% Viscose, 36% Polyester, 22% Acrylic

● CRYPTON® Finish

● Double Rubs: Exceeds 100,000

● Repeat: 14.25" H x 6.25" V

● *Image B*

● Pattern: Delight

● Color: Prima Donna-17337

● *Image C*

● Pattern: Delight

● Color: Glamour Girl-17337

● *Image D*

● Pattern: Delight

● Color: Diva-17337

● *Image E*

● Pattern: Delight

● Color: Drama Queen-17337

●

●

●

●

●

●

●

● Refer to manufacturer for warranty, testing and sustainability info.

● Manufacturer: Architex

● Pattern: Passage

● *Image A*

● Pattern: Passage

● Color: Platinum-17337

● Content: 48% Polyester, 35% Acrylic, 17% Viscose

● Double Rubs: Exceeds 50,000

● Repeat: 14.375" H x 17.25" V

● *Image B*

● Pattern: Passage

● Color: Yew-17337

● *Image C*

● Pattern: Passage

● Color: Sapphire-17337

● *Image D*

● Pattern: Passage

● Color: Oak-17337

●

●

●

●

●

●

●

●

●


●

● Refer to manufacturer for warranty, testing and sustainability info.

Manufacturer: Architex
Collection: Delight



Manufacturer: Architex
Collection: Passage



Manufacturer: Carnegie
Pattern: Paparazzi

Image A

Pattern: Headline Color: 1
Product Number: 6918
Content: 100% Nylon
Double Rubs: Exceeds 150,000
Repeat: .875" L, Repeat as woven

Image B

Pattern: Headline Color: 3
Product Number: 6918

Image C

Pattern: Headline Color: 4
Product Number: 6918

Image D

Pattern: Headline Color: 6
Product Number: 6918

Refer to manufacturer for warranty, testing and sustainability info.

Manufacturer: Carnegie
Pattern: Headline & Fossil

Image A

Pattern: Paparazzi Color: 22
Product Number: 6924
Content: 100% Nylon
Double Rubs: Exceeds 150,000
Repeat: 6.25" L x 5.25" W

Image B

Pattern: Fossil Color: 3
Product Number: 6798
Content: 39% Rayon, 35% Wool, 22% Polyester,
4% Nylon
Double Rubs: Exceeds 36,000
Repeat: 10.875 L x 9" W, Repeat as woven

Image C

Pattern: Fossil Color: 4
Product Number: 6798

Image D

Pattern: Fossil Color: 5
Product Number: 6798

Image E

Pattern: Paparazzi Color: 21
Product Number: 6924

Image F

Pattern: Paparazzi Color: 26
Product Number: 6924

Refer to manufacturer for warranty, testing and sustainability info.

Manufacturer: Carnegie
Pattern: Soleil & Ink

Image A

Pattern: Soleil Color: 21
Product Number: 6940
Content: 34% Polyester, 23% Rayon, 20% Cotton,
19% Wool, 4% Nylon
Double Rubs: Exceeds 95,000
Repeat: 18" L x 9" W

Image B

Pattern: Ink Color: 66
Product Number: 6944
Content: 100% Nylon
Double Rubs: Exceeds 150,000
Repeat: 9.50" L x 5.125" W

Image C

Pattern: Ink Color: 62
Product Number: 6944

Image D

Pattern: Ink Color: 61
Product Number: 6944

Image E

Pattern: Soleil Color: 25
Product Number: 6940

Image F



Pattern: Soleil Color: 24
Product Number: 6940

Refer to manufacturer for warranty, testing and sustainability info.


Manufacturer: Carnegie
Pattern: Paparazzi



Manufacturer: Carnegie
Pattern: Headline & Fossil



Manufacturer: Carnegie
Pattern: Soleil & Ink



● Manufacturer: Design Tex
● Pattern: Brasserie & Bliss

● *Image A*

● Pattern: Brasserie
● Color: Cafe au Lait 101
● Product Number: 2793



● Content: 53% Polyester, 36% Rayon, 11% Post-Industrial Recycled Polyester
● Double Rubs: Exceeds 60,000
● Repeat: H - none x 4.25" V

● *Image B*

● Pattern: Bliss
● Color: Toast 102
● Product Number: 2770

● Content: 100% Zeftron® Contex Solution Dyed Nylon
● Double Rubs: Exceeds 90,000
● Repeat: 11" V x 5.25" H

● *Image C*

● Pattern: Bliss
● Color: Winter Leaf 801
● Product Number: 2770

● *Image D*

● Pattern: Bliss
● Color: London Fog 901
● Product Number: 2770

● *Image E*

● Pattern: Brasserie
● Color: Vert 501
● Product Number: 2793

● Refer to manufacturer for warranty, testing and sustainability info.

● Manufacturer: Design Tex
● Collection: Dodge Ball Too

● *Image A*

● Pattern: Dodge Ball Too
● Color: Gumball 401
● Product Number: 2366

● Content: 100% Polyester
● Double Rubs: Exceeds 100,000
● Repeat: 1.75" H x 4.25" V

● *Image B*

● Pattern: Dodge Ball Too
● Color: Mudslide 101
● Product Number: 2366

● *Image C*

● Pattern: Dodge Ball Too
● Color: Spruce 502
● Product Number: 2366

● Refer to manufacturer for warranty, testing and sustainability info.

● Manufacturer: Design Tex
● Collection: Acaia

● *Image A*

● Pattern: Acaia
● Color: Sand Painting 101
● Product Number: 2843



● Content: 92% Post Industrial Recycled Polyester & 8% Post Consumer Recycled Polyester
● Double Rubs: Exceeds 100,000
● Repeat: 14.50" H x 7.50" V

● *Image B*

● Pattern: Acaia
● Color: Tree Bark 901
● Product Number: 2843

● *Image C*


● Pattern: Acaia
● Color: Night Sky 401
● Product Number: 2843

● *Image D*


● Pattern: Acaia
● Color: Colorado River 501
● Product Number: 2843

● Refer to manufacturer for warranty, testing and sustainability info.

Manufacturer: Design Tex
Pattern: Brasserie & Bliss



Manufacturer: Design Tex
Collection: Dodge Ball Too



Manufacturer: Design Tex
Collection: Acaia



Manufacturer: Knoll
Pattern: Zari CR

Image A

Pattern: Zari CR
Color: Batik
Product Number: HC1008/8
Content: Polyester 45%, Cotton 40%, Rayon 15%
Double Rubs: Exceeds 50,000
Repeat: 12.5" H x 11" V
Sustainable Info: Greenguard Certified



Image B

Pattern: Zari CR
Color: Gem
Product Number: HC1008/1

Image C

Pattern: Zari CR
Color: Facets
Product Number: HC1008/2

Image D

Pattern: Zari CR
Color: Fountain
Product Number: HC1008/3

Image E

Pattern: Zari CR
Color: Onyx
Product Number: HC1008/7

Refer to manufacturer for warranty, testing and sustainability info.

Manufacturer: Knoll
Pattern: Stepping Stones

Image A

Pattern: Stepping Stones
Color: Malachite
Product Number: K346/4
Content: Nylon 43%, Wool 22%, Mercerized Cotton 19%, Polyester 16%
Double Rubs: Exceeds 90,000
Repeat: 2" H x 4.5" V



Sustainable Info: Greenguard Certified;
41% Natural Fiber

Image B

Pattern: Stepping Stones
Color: Pewter
Product Number: K346/1

Image C

Pattern: Stepping Stones
Color: Travertine
Product Number: K346/2

Refer to manufacturer for warranty, testing and sustainability info.

Manufacturer: Knoll
Collection: Echo & Satellite

Image A

Pattern: Echo Color: Poolside
Product Number: K1019/4
Content: Cotton 76%, Nylon 24%
Double Rubs: Exceeds 45,000
Repeat: 13.5" H x 6" V
Sustainable Info: Greenguard Certified;
76% Natural Fiber



Image B

Pattern: Satellite Color: Anthracite
Product Number: K503/8
Content: 68% Rayon & 32% Polyester
Double Rubs: Exceeds 66,000
Repeat: 7" H x 7.5" V

Image C

Pattern: Satellite Color: Moon
Product Number: K503/1

Image D

Pattern: Satellite Color: Satellite
Product Number: K503/6

Image E


Pattern: Echo Color: Newsprint
Product Number: K1019/6

Image F


Pattern: Echo Color: Mudslide
Product Number: K1019/7

Refer to manufacturer for warranty, testing and sustainability info.


Manufacturer: Knoll
Pattern: Zari CR



Manufacturer: Knoll
Pattern: Stepping Stones



Manufacturer: Knoll
Collection: Echo & Satellite



Manufacturer: Maharam
Pattern: Scuba

Image A
Pattern: Scuba
Color: Dune 003
Product Number: 464930
Content: 100% Polyurethane
Double Rubs: Exceeds 200,000

Image B
Pattern: Scuba
Color: Tourmaline 015
Product Number: 464930

Image C
Pattern: Scuba
Color: Sage 011
Product Number: 464930

Image D
Pattern: Scuba
Color: Drizzle 010
Product Number: 464930

Image E
Pattern: Scuba
Color: Dolphin 009
Product Number: 464930

Image F
Pattern: Scuba
Color: Cocoon 002
Product Number: 464930

Refer to manufacturer for warranty, testing and sustainability info.

Manufacturer: Maharam
Pattern: Chime

Image A
Pattern: Chime
Color: Pearl 001
Product Number: 465350
Content: 100% Vinyl
Double Rubs: Exceeds 75,000

Image B
Pattern: Chime
Color: Copper 018
Product Number: 465350

Image C
Pattern: Chime
Color: Peacock 010
Product Number: 465350

Image D
Pattern: Chime
Color: Pine 009
Product Number: 465350

Image E
Pattern: Chime
Color: Particle 007
Product Number: 465350

Image F
Pattern: Chime
Color: Honey 002
Product Number: 465350

Refer to manufacturer for warranty, testing and sustainability info.

Manufacturer: Maharam
Collection: Sudden

Image A
Pattern: Sudden
Color: Glamour 007
Product Number: 463000
Content: 100% Polyurethane
Double Rubs: Exceeds 500,000

Image B
Pattern: Sudden
Color: Arabica 006
Product Number: 463000

Image C
Pattern: Sudden
Color: Flotilla 019
Product Number: 463000

Image D
Pattern: Sudden
Color: Fresh 023
Product Number: 463000

Image E
Pattern: Sudden
Color: Patina 004
Product Number: 463000


Image F
Pattern: Sudden
Color: Tint 001
Product Number: 463000

Refer to manufacturer for warranty, testing and sustainability info.

Manufacturer: Maharam
Pattern: Scuba



Manufacturer: Maharam
Pattern: Chime



Manufacturer: Maharam
Collection: Sudden



FABRIC

● Manufacturer: Maharam
● Pattern: Semaphore & Increment

● *Image A*

● Pattern: Semaphore
● Color: Solace 001
● Product Number: 511442
● Content: 50% Trevira® CS Bioactive Polyester,
50% Polyester

● *Image B*

● Pattern: Increment
● Color: Fossil 001
● Product Number: 511443
● Content: 50% Trevira® CS Bioactive Polyester,
50% Polyester

● *Image C*

● Pattern: Increment
● Color: Frame 004
● Product Number: 511443

● *Image D*

● Pattern: Increment
● Color: Assist 002
● Product Number: 511443

● *Image E*

● Pattern: Semaphore
● Color: Forecast 002
● Product Number: 511442

● *Image F*

● Pattern: Semaphore
● Color: Bale 003
● Product Number: 511442

● Refer to manufacturer for warranty, testing and sustainability info.

● Manufacturer: Carnegie
● Pattern: Canopy & Frameless

● *Image A*

● Pattern: Frameless
● Color: 10
● Product Number: 4156
● Content: 95% Avora FR Polyester, 5% Polyester

● *Image B*

● Pattern: Canopy
● Color: 1
● Product Number: 4238
● Content: 100% FR Polyester

● *Image C*

● Pattern: Canopy
● Color: 5
● Product Number: 4238
● Content: 100% FR Polyester

● *Image D*

● Pattern: Canopy
● Color: 4
● Product Number: 4238
● Content: 100% FR Polyester

● *Image E*

● Pattern: Frameless
● Color: 13
● Product Number: 4156

● *Image F*

● Pattern: Frameless
● Color: 14
● Product Number: 4156

● Refer to manufacturer for warranty, testing and sustainability info.

● Manufacturer: Design Tex
● Collection: Nightingale

● *Image A*

● Pattern: Nightingale
● Color: Sunrise 701
● Product Number: 8707
● Content: 100% Trevira® CS
Repeat: 22" H x 28" V

● *Image B*


● Pattern: Nightingale
● Color: Pearl 101
● Product Number: 8707

● *Image C*


● Pattern: Nightingale
● Color: Meadow 102
● Product Number: 8707

● Refer to manufacturer for warranty, testing and sustainability info.

Manufacturer: Maharam
Pattern: Semaphore & Increment



Manufacturer: Carnegie
Pattern: Canopy & Frameless



Manufacturer: Design Tex
Pattern: Nightingale



Column 1

Column 2

Column 3

Column 1

Column 2

Column 3

Sign Type A1
Sub title

1 - Fabrication details:

2 - Mounting Instructions

Sign Type B1
Sub title

1 - Fabrication details:

2 - Mounting Instructions

Sign Type C1
Sub title






1 - Fabrication details:

2 - Mounting Instructions

Sign Type A1
Sub title


Sign Type B1
Sub title

Sign Type C1
Sub title



Sub-category:
Category:

Category:
Sub-category:





Philosophy & Objectives

Room-Regulatory

Wayfinding

Recognition

First Impressions.....

Upon entering a healthcare facility the senses can become an internal message board for overall well being. Clutter, outdated materials and unkempt surroundings can elicit a sense of unease and apprehension about the staff and facility alike.

The Journey.....

As the journey proceeds through the facility to the final destination, consistent navigational devices will be used to aid and direct the user path. The use of varying sign systems, type styles and graphic formats can create a sense of disorientation and frustration.

Final Destinations.....

The journey to the intended destination can carry the user through various emotional stages. Well labeled service lines and corridors will avoid apprehension or confusion and will instill a sense of accomplishment immediately following the "I have arrived" revelation.



Guiding Principles: Room-Regulatory

- Signs used throughout all USAF medical facilities shall conform to the requirements of the Americans with Disabilities Act Accessibility Guidelines (ADAAG) or the Uniform Federal Accessibility Standards (UFAS), whichever is more restrictive.
- With the exception of Regulatory Message signs, no signage shall be fastened to any movable doors within the facility.
- Changeable message signs are to be located wherever the facility managers, departmental personnel or regulatory agencies require additional communication messages such as hours of operation, patient instructions, or similar custom messages that are subject to change.
- To create a manageable flow of wayfinding information inside a facility, zone and/or color-coding designations can be incorporated into the Departmental Background signage inserts. These provide users with short destination messages to remember and interpret as they navigate through the facility.
- All colored departmental background inserts to be pre-printed on 80 lb. cover stock.
- All regulatory signage inserts to be pre-printed on 80 lb. cover stock.
- Restrooms are always a destination that should be consistently and clearly identified, particularly in a healthcare facility, where not all restrooms are to be used by the public. In cases where restrooms are located in a public corridor and are not clearly visible from a lobby or waiting area, flag-mounted signage can help users locate this destination.

Guiding Principles: Wayfinding

- Wayfinding is defined as the process by which people navigate through physical space. It is more than signs alone, rather it is a combination of visual and audio “cues” built into or applied onto an environment using elements such as landmarks flooring and custom wall finishes that allow a person to self-navigate a site as much as possible. The process for developing an effective approach to wayfinding requires an overall idea of the intent of the building or space and an analysis of the circulation patterns and points of decision. The final step is to design the most effective use of user friendly cues that fit the aesthetic intent of the building or space.
- Users can only view and interpret a limited amount of information at one time. Extremely lengthy or wordy messages may result in “information overload” and a discouraging experience for the user. To keep sign message length in check, directional messaging should not include name-branding. Users will be aware of the organization’s name and do not need to see it repeated in directional messages.
- By using commonly accepted abbreviations, the amount of text that users have to read and decipher is reduced, making their experience faster and more comfortable. Because of some code-requirements, abbreviations allow sign messages to be placed in more locations because the limitation of length of message is resolved.

Guiding Principles:

- “Building Research Survey” noted that in a typical 800 bed healthcare facility with an inadequate sign and wayfinding system, an average of 8000 people hours were spent each year by staff members to give directions to visitors.
- Incorporating multi-lingual messaging into the signage program at strategic locations throughout a facility can enhance the wayfinding experience.
- Arrow Directions: Left-pointing arrows shall be placed at the top, up-pointing arrows next, and right-pointing arrows at the bottom.

Recognition

- Entry lobby signage to be represented by local command shield.
- All Chain of Command and Award Winner walls are intended to be used with official military photos (with flags in the background) for consistency and to enhance the overall professional appearance.

Disclaimer:

Reference herein to any specific company, commercial product, process, or service by trade name, trademark, manufacturer, or otherwise, does not constitute an endorsement, recommendation or favoring by the Air Force Medical Service. Signage & Wayfinding designs displayed in this Interior Design Guide are provided as a procurement resource to be used in conjunction with UFC-3-120-01. While the designs contained within this Signage & Wayfinding section vary from the UFC-3-120-01, they are found to have met the required standards set forth within the ADAAG and/ or the UFAS. The Air Force Medical Service has received no financial consideration, services, materials or endorsements from owners, agents, representatives, and/or parties holding interests of identified items listed.



SIGNAGE & WAYFINDING

Guiding Principles:

- The "language" of the organization must be consistent so that users can learn a limited vocabulary and successfully navigate through the facility. Uniformity in font and graphic style is essential for a successful signage and wayfinding program. Additionally, nomenclature should appear consistently in the organization's other media (brochures, web site, etc.) and in its personal dealings with users. The nomenclature established by the organization should reflect the destinations as they will be recognized by the patients and visitors of the facility, not the organization itself.

Guiding Principles:

Trebuchet Type Font:

- The Trebuchet typeface family, like Verdana and Georgia, was created for use on the screen. Designed and engineered in 1996 by Microsoft's Vincent Connare, it has a strong and unmistakable appearance. Borrowing elements from both the geometric and humanist classifications of sans serif type - Connare acknowledges the influence of designs as diverse as Gill Sans, Erbar, Frutiger, Akzidenz Grotesk and the US Highway signing system - Trebuchet infuses any page with energy and personality. Its letterforms, loosely based on sans serif typeface designs of the 1920s and 1930s, carry a large x-height and clean lines designed to promote legibility, even at small sizes.
- One of Connare's intentions when designing Trebuchet was to instill personality into the letterforms, even at small sizes, while retaining clarity and readability. He wanted to create a typeface which was 'significantly distinguishable from Verdana and MS Sans'. He has accomplished this by departing from the classical model in characters such as the lowercase g and uppercase M, unique yet reminiscent of some of Paul Renner's alternate designs for Futura. Less noticeable details include the serif-like bars of the lowercase i and j, and the curled, kicking stem of the lowercase l - efforts intended to make each character as distinct and recognizable as possible.
- Trebuchet is well-suited to use for extended texts, User Interface scenarios and spreadsheet design, given the font's narrow letterforms. Trebuchet works brilliantly on the screen and has quickly become a classic choice for Web page design.

Guiding Principles:

Trebuchet Type Font:

Trebuchet MS Bold

**ABCDEFGHIJKLM
NOPQRSTUVWXYZ
abcdefghijklm
nopqrstuvwxyz
1234567890**

Trebuchet MS Regular

ABCDEFGHIJKLM
NOPQRSTUVWXYZ
abcdefghijklm
nopqrstuvwxyz
1234567890

Guiding Principles:

- For everyone who works in healthcare environments, universal symbols can be the key ingredient in satisfying their core healthcare mission of providing access and help to all in need.
- To aid in the recognition of destinations, common and international symbols should be incorporated into sign messages. Symbols reduce the amount of text that users have to read/decipher and can be more readily utilized by users with limited eyesight or limited literacy. Symbols appear commonly at other destinations experienced by the public (interstate highways, movie theaters, etc.) and are therefore a comfortable way to transmit information.

Symbols for Use in Healthcare

- The development of universal symbols required an extensive design and research process. Funded by The Robert Wood Johnson Foundation and overseen by the National Program Office of Hablamos Juntos, the 28 healthcare symbols were developed by a design team of leading health facility designers led by JRC Design and tested by Wendy T. Olmstead, a top symbols researcher, using testing methods adopted by the International Organization for Standardization (ISO). Existing symbols, along with newly designed symbols (approximately 600 total), were collected and evaluated by the design team. For each referent, five to six symbols were chosen to be used in the first round of testing. The symbols were tested across four language groups in ten states. Based upon each round's results, symbols were either rejected or accepted and refined for further testing. With an iterative symbol design and testing process, consisting of three rounds of testing and nearly three hundred test subjects, the healthcare symbols set represents one of the most comprehensive symbols design efforts ever undertaken.

Guiding Principles:

- A few of the lessons learned in the symbol design testing process included focusing on a limited number of distinct symbols that could be recognized instead of a large group of symbols similar in appearance. It was also learned that while some symbols, representing easy to understand destinations, could be read with few problems, others were difficult to comprehend. This is endemic of a lack of understanding of the meaning of certain hospital functions by the general population, and brought to light the need to use symbols for tough-to-comprehend destinations as educational tools.
- Once developed, a team led by the Society for Environmental Graphic Design (SEGD) and the Pennsylvania State University evaluated the symbols by placing them on signs and in print formats in diverse healthcare settings. They conducted wayfinding exercises with four language groups to compare navigation with symbols versus navigation with multilingual word signs. This testing enabled groups and the effectiveness of universal symbols in the healthcare environment. The lessons learned from the observations made during the wayfinding testing process in the pilot hospitals, matched to examples of best practices found in different facilities around the world. The final universal healthcare symbols are the product of many contributors and are a testament to a unique and extensive open testing process.

Guiding Principles:



Ambulance Entrance
Ingreso de Ambulancias



Chapel
Capilla



Immunizations
Inmunizaciones



Interpretive Services
Servicios Interpretacion



OB Clinic
Clínica de Obstetricia



Pediatrics
Pediatría



Registration
Registro



Billing Department
Departamento de Facturación



Diabetes (Education)
Diabetes (Educación)



Infectious Disease
Enfermedades Infecciosas



Laboratory
Laboratorio



OB/GYN
Obstetricia/
Ginecología



Pharmacy
Farmacia



Social Services
Servicios Sociales



Cardiology
Cardiología



Emergency
Emergencia



Intensive Care
Cuidado Intensivo



Mammography
Mamografía



Oncology
Oncología



Physical Therapy
Terapia Física



Surgery
Cirugía



Care Staff Area
Área del Personal de Cuidado



Family Practice Clinic
Clínica de Práctica Familiar



Internal Medicine
Medicina Interna



Medical Records
Archivos Médicos



Outpatient
Paciente Ambulatorio



Radiology
Radiología



Waiting Area
Área de Espera

SIGNAGE & WAYFINDING

Introduction

A healthcare facility setting, unlike any other, can elicit an array of emotion from every individual. These responses can vacillate from amazement, to confusion and intimidation, and can end at apprehension and anger within the first few moments of the campus experience. To create the most positive interaction for staff and visitors alike, deliberate and premeditated choices are crucial in the early stage of the design process to shape and control how the facility is navigated.

While a patient can expect excellent and comprehensive care to be delivered in any Air Force health facility, an equal amount of care must be taken in creating a logical and intuitive method for the movement of patients, visitors and staff.

The goal of a wayfinding and signage standards program is to create a simple and cohesive set of design standards with a consistent approach to the physical characteristics of the sign system, the content aspects of departmental and service nomenclature, and the use of symbols where appropriate. This consistent approach to product and method will help provide the Air Force the most cost efficiencies and ease of use. The benefits of standardization in the overall program will allow for a connection to the character of each individual facility, while at the same time create connection of the various facilities into one cohesive scheme that is user friendly, safe and efficient for staff and facilities personnel alike.


Design Intent

People navigate in a variety of ways, the most common is by using landmarks. They look for unique features to mark or orient as they move toward intended destinations. Facilities need to use all available means to create these features or landmark elements within the space to aid the visitor and staff. Using the building features provided by the architectural design and its relationship to the site and interior spaces will allow these visual cues to communicate paths and destinations.

Sign location and legibility are the most important aspects to any sign system. A standardized font family with guidelines for size, color, tracking and letter spacing must be established along with a set of suggested symbols specifically designed for the healthcare environment that can be used in conjunction with traditional copy. Graphic elements such as arrows and rule lines, or other elements to create a focus where appropriate, should also be defined in the standards documentation. This will create a family of sign types allowing for layered and consistent information.

System Intent

Creating uniformity in facility signage will be achieved by adoption of a system or family of signage components that are readily available through a variety of sign vendors. The value of this approach insures uniform quality in color, materials and fabrication techniques throughout the various Air Force locations. It also helps to maintain a cost efficiency and availability of components in order to insure timely installation and changeability.



Program Content

The proposed signage and wayfinding system includes three primary components:

- Room-Regulatory
- Wayfinding
- Recognition

The Room-Regulatory and Wayfinding sections will address all fundamental sign and wayfinding components needed to identify rooms, provide directional information, message information as well as meet other basic signage needs such as regulatory and code requirements.

The Recognition section will address specialty displays, recognition systems, and other informative graphic elements typical for a United States Air Force Medical Facility.

For more detailed product specifications, pricing sheets and sample location plans, please refer to the IDG web site located at <http://www.wbdg.org/ccb/AF/AFIDG/>

Objective

The objective of a wayfinding and signage standards program is to create a simple and cohesive set of design standards with a consistent approach to the physical characteristics of the sign and its integration within the facility. In order to achieve the objective the wayfinding and signage program should:

- Establish an enhanced graphic environment that improves the public perception of the facility and creates a positive interaction for all users.
- Replace existing out-of-date sign systems.
- Identify rooms and areas.
- Address ADA, life safety, and local code requirements.
- Establish consistent nomenclature for all services, departments, entrances, and wings relative to each facility.
- Provide directional messaging via the display of relative information at relative locations to help guide the visitor independently to their final destination.
- Provide adequate documentation of the new standards so to facilitate their integration and implementation into additional areas within the facility.

Meeting these program requirements and the effective coordination and communication between the Sign Contractor and the Project Team will allow for a successful implementation of the wayfinding and signage standards for all facilities.



Sign Type A1

Primary Room Identification

1 - Header:

1/4" thick horizontal brushed aluminum with raised tactile text (1/32" thick black GravoTac engraving stock) and Grade II Braille fabricated using embedded stainless steel beads.

Footer:

1/4" thick horizontal brushed aluminum with set screw to lock acrylic message panel in place.

Message Area:

1/8" thick clear matte acrylic with routed edges. Thickness to allow easy insertion of different card stock color or printed departmental graphic back inserts and front message inserts. Front message insert text printed on clear mylar. Fabricator to provide message and departmental background inserts for initial installation.

Back plate:

1/16" sheet aluminum with a horizontal brushed finish.

Mounting plate:

1/8" thick clear acrylic indented 1/2" from back plate edges to facilitate future wall repairs and painting. Sign attached to the wall utilizing double-faced foam tape and clear silicone adhesive.

Header Font: Trebuchet MS Bold

Message Insert Font: Trebuchet MS Regular

2 - Mounting Instructions:

Signs to be mounted on the strike side of the door, 60" from finished floor to baseline of tactile text characters according to ADA requirements.

Sign Type A1 (con't)

Additional Layouts

3 - Installation Information:

Where a tactile sign is provided at a door, the sign shall be located alongside the door, on the latch side.

Where a tactile sign is provided at double doors with one active leaf, the sign shall be located on the inactive leaf.

Where a tactile sign is provided at double doors with two active leaves, the sign shall be located to the right of the right hand door.

Where there is no wall space at the latch side of a single door or at the right side of double doors, signs shall be located on the nearest adjacent wall.

Signs containing tactile characters shall be located so that a clear floor space of 18" (455 mm) minimum by 18" (455 mm) minimum, centered on the tactile characters, is provided beyond the arc of any door swing, between the closed position and the 45 degree (half-open) position.

NOTE: With the exception of Regulatory Message signs, no signage shall be fastened to any movable doors within the facility.

Sign Type A2

Secondary Room Identification

1 - Header:

1/4" thick horizontal brushed aluminum with raised tactile text (1/32" thick black GravoTac engraving stock) and Grade II Braille fabricated using embedded stainless steel beads.

Footer:

1/4" thick horizontal brushed aluminum with set screw to lock acrylic message panel in place.

Message Area:

1/8" thick clear matte acrylic with routed edges. Thickness to allow easy insertion of different card stock color or printed departmental graphic back inserts and front message inserts. Front message insert text printed on clear mylar. Fabricator to provide message and departmental background inserts for initial installation.

Back plate:

1/16" sheet aluminum with a horizontal brushed finish.

Mounting plate:

1/8" thick clear acrylic indented 1/2" from back plate edges to facilitate future wall repairs and painting. Sign attached to the wall utilizing double-faced foam tape and clear silicone adhesive.

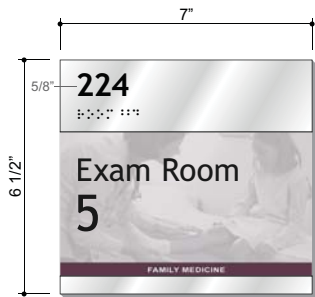
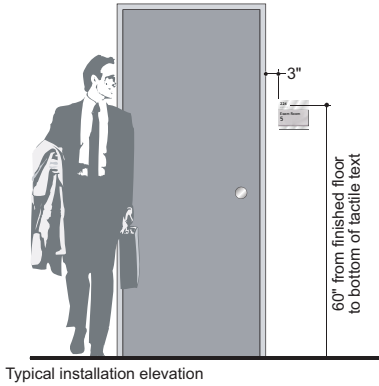
Header Font: Trebuchet MS Bold

Message Insert Font: Trebuchet MS Regular

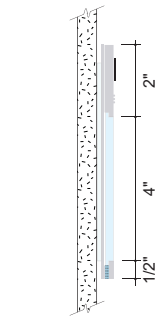
2 - Mounting Instructions:

Signs to be mounted on the strike side of the door, 60" from finished floor to baseline of tactile text characters according to ADA requirements.

Sign Type A1 Primary Room Identification



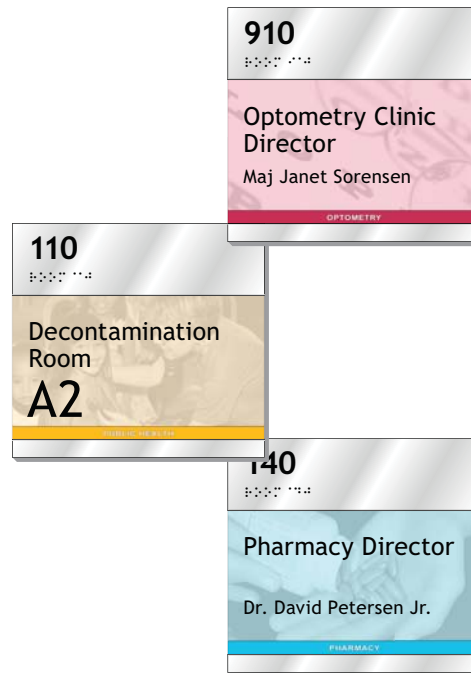
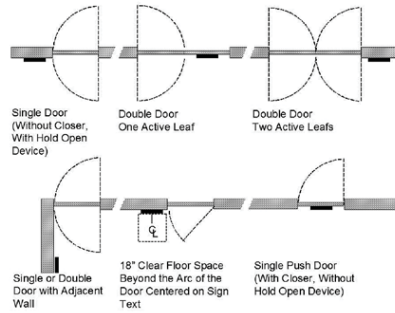
Front View



Side View



Sign Type A1 (con't) Additional Insert Layouts

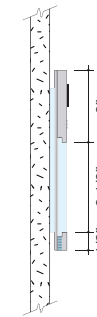


Alternate insert layouts

Sign Type A2 Secondary Room Identification



Front View



Side View




Typical secondary insert

SIGNAGE & WAYFINDING

Sign Type A1 Department Background Inserts

1 - All background inserts to be printed to full bleed on 80lb. cover stock and cropped to 4.25" high x 7" wide.

Sign Contractor to only print from high resolution (.tif) files provided. Crop marks are provided on said (.tif) files.





Sign Type A1
Department Background Inserts



SIGNAGE & WAYFINDING

Sign Type A1 Department Background Inserts (con't)



Sign Type A1
Department Background Inserts (con't)



Sign Type B1 Large Changeable Message

- 1 - Top Rail:
1/4" thick horizontal brushed aluminum.
- Bottom Rail:
1/4" thick horizontal brushed aluminum with set screw to lock acrylic message panel in place.
- Message Area:
1/8" thick clear matte acrylic with routed edges. Thickness to allow easy insertion of standard \ 8 1/2" x 11" printed paper inserts to be provided by the Sign Contractor according to the approved sign message schedule.
- Back plate:
1/16" sheet aluminum with a horizontal brushed finish.
- Mounting plate:
1/8" thick clear acrylic indented 1/2" from back plate edges to facilitate future wall repairs and painting. Sign attached to the wall utilizing double-faced foam tape and clear silicone glue. No adhesive is to be seen by visitors and staff.
- 2 - Mounting Instructions:
Signs to be mounted on the strike side of the door 60" on center of the sign from finished floor.
- *Note: These signs are to be located wherever the facility managers or departmental personnel require additional communication messages such as hours of operation, patient instructions, or similar custom messages that are subject to change.*

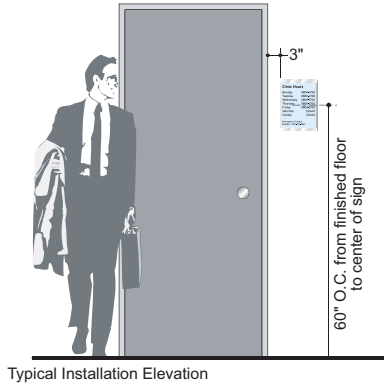
Sign Type B2 Small Changeable Message

- 1 - Top Rail:
1/4" thick horizontal brushed aluminum.
- Bottom Rail:
1/4" thick horizontal brushed aluminum with set screw to lock acrylic message panel in place.
- Message Area:
1/8" thick clear matte acrylic with routed edges. Thickness to allow easy insertion of different card stock color or printed departmental graphic back inserts.
- Front message inserts text printed on clear mylar.
- Sign Contractor to provide inserts for initial order according to the approved message schedule.
- Back plate:
1/16" sheet aluminum with a horizontal brushed finish.
- Mounting plate:
1/8" thick clear acrylic indented 1/2" from back plate edges to facilitate future wall repairs and painting. Sign attached to wall utilizing double-faced foam tape and clear silicone adhesive.
- Message Font: Trebuchet MS Regular
- 2 - Mounting Instructions:
Stand alone signs to be mounted on the strike side of the door, 60" on center of the sign from finished floor.
- *Note: When using in conjunction with Sign Types A1, D1 or D2, changeable message signs are to be located flush below the primary sign.*

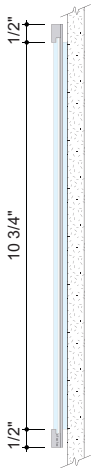

Sign Type B3 Optional "In-Use" Slider

- 1 - Top Rail:
1/4" thick horizontal brushed aluminum.
- Bottom Rail:
1/4" thick horizontal brushed aluminum with set screw to lock acrylic message panel in place.
- Slider Panel:
1/8" thick brushed aluminum 1/32" deep routed finger grip. Message text on back panel to be silk screened for maximum durability.
- Back plate:
1/16" aluminum with a horizontal brushed finish.
- Mounting plate:
1/8" thick clear acrylic indented 1/2" from back plate edges to facilitate future wall repairs and painting. Sign attached to the wall utilizing double-faced foam tape and clear silicone adhesive.
- Message Font: Trebuchet MS Bold
- 2 - Mounting Instructions:
Signs to be mounted on the strike side of the door flush below Sign Type A1.
- *Note: This sign type to be used at all conference and training rooms.*

Sign Type B1 Large Changeable Message



Typical Installation Elevation

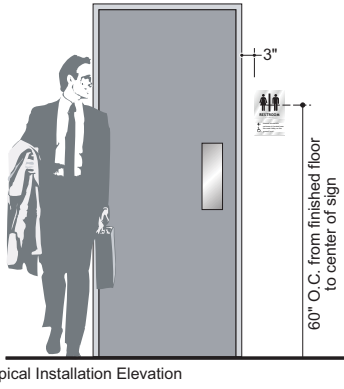


Side View

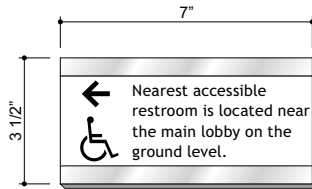


Front View

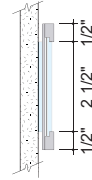
Sign Type B2 Small Changeable Message



Typical Installation Elevation



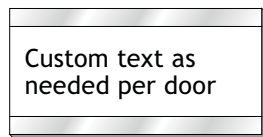
Front View



Side View

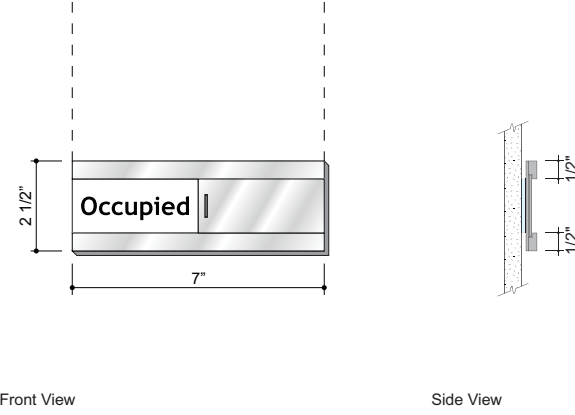


Additional Layout



Additional Layout

Sign Type B3 Optional "In-Use" Slider



Front View

Side View



Sign Type C1 Restrooms

1 - Sign Panel:
1/4" thick horizontal brushed aluminum with raised tactile text (1/32" thick black GravoTac engraving stock) and Grade II Braille fabricated using embedded stainless steel beads.

Sign Panel Font: Trebuchet MS Bold

Mounting plate:
1/8" thick clear acrylic indented 1/2" from back plate edges to facilitate future wall repairs and painting. Sign attached to wall utilizing double-faced foam tape and clear silicone adhesive.

2 - Mounting Instructions:
Signs to be mounted on the strike side of the door, 60" on center of the sign from finished floor according to ADA requirements.

Note: Non-ADA accessible restrooms must have directions to the nearest accessible restroom. Utilize Sign Type B2 in conjunction with the restroom I.D. sign to provide the appropriate directions. Example message: "Nearest accessible restroom is located near the main lobby on the ground level."

Sign Type C2 Stairs

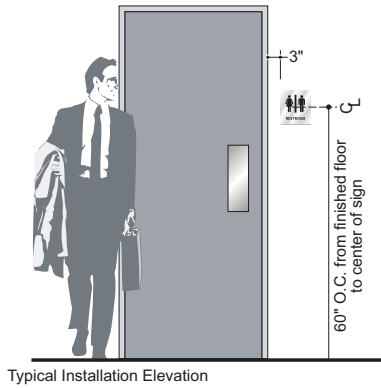
1 - Sign Panel:
1/4" thick horizontal brushed aluminum with raised tactile text (1/32" thick black GravoTac engraving stock) and Grade II Braille fabricated using embedded stainless steel beads.

Sign Panel Font: Trebuchet MS Bold

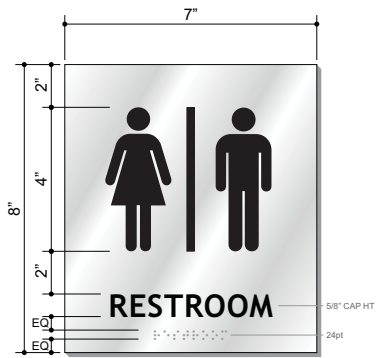
Mounting plate:
1/8" thick clear acrylic indented 1/2" from back plate edges to facilitate future wall repairs and painting. Sign attached to wall utilizing double-faced foam tape and clear silicone adhesive.

2 - Mounting Instructions:
Signs to be mounted on the strike side of the door, 60" on center of the sign from finished floor according to ADA requirements.

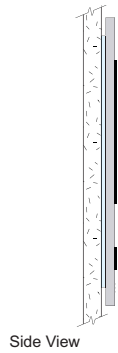
Sign Type C1 Restrooms



Typical Installation Elevation



Front View



Side View



Changing Table



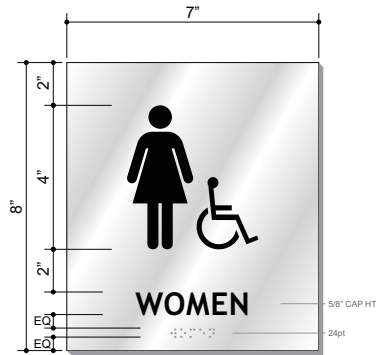
Changing Table



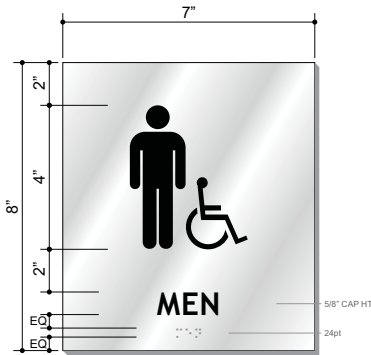
RESTROOM

Where accessible, require a lowered view line lobby on the ground level.

Sign Type C1 (con't) Restrooms



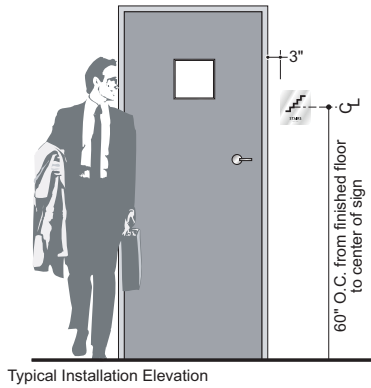
Additional Layouts



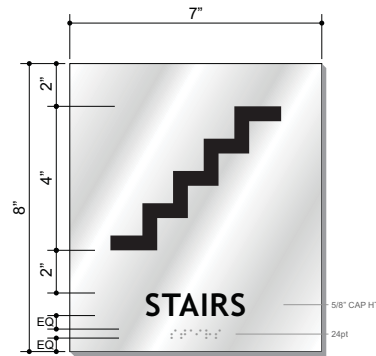
Additional Layouts



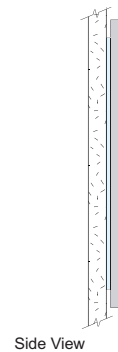
Sign Type C2 Stairs



Typical Installation Elevation



Front View



Side View

Sign Type D1 Evacuation Maps

1 - Top Rail: 1/4" thick horizontal brushed aluminum.

Bottom Rail: 1/4" thick horizontal brushed aluminum with set screw to lock acrylic message panel in place.

Message Area: 1/8" thick clear matte acrylic with routed edges. Thickness to allow easy insertion of standard 8 1/2" x 11" printed card stock evacuation map inserts to be provided by the Sign Contractor.

Back plate: 1/16" sheet aluminum with a horizontal brushed finish.

Mounting plate: 1/8" thick clear acrylic indented 1/2" from back plate edges to facilitate future wall repairs and painting. Sign attached to the wall utilizing double-faced foam tape and clear silicone adhesive.

Note: A minimum of 3 maps to be located on each level. Digital template floor plan map artwork to be provided by the Graphic Designer and custom modifications (you are here, evacuation route, etc.) for each map location to be provided by the Sign Contractor. Each map must be customized and oriented appropriately according to the wall surface where it is to be mounted.

Sign Type D2 Stairwell Landing (Life Safety)

1 - Sign Panel:
1/8" thick horizontal brushed aluminum.

Floor Number & Stairwell Name:
Raised photopolymer tactile surface applied text (1/32" thick black GravoTac engraving stock) and Grade II Braille fabricated using embedded stainless steel beads.

Bottom Text:
Silk screened text and line rule graphics.

Mounting plate:
1/8" thick black acrylic indented 1/2" from back plate edges to facilitate future wall repairs and painting. Sign attached to wall utilizing black double-faced foam tape and clear silicone glue. No adhesive is to be seen by visitors and staff.

Sign Panel Font: Trebuchet MS Bold & Regular

2 - Mounting Instructions:
Signs to be mounted at the stairwell landing for each floor and visible if the door is opened or closed. Install signs 60" on center of the sign from finished floor according to ADA requirements and NFPA requirements.

Note: Signs and sign layouts must comply with NFPA 101 Annex A 2006.

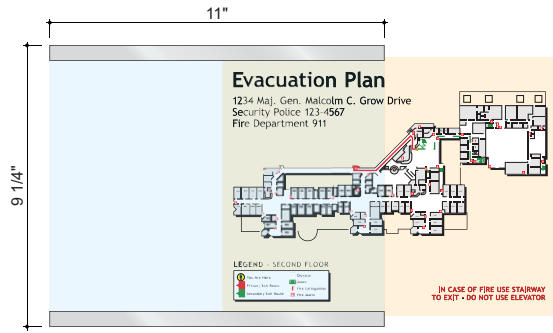
Sign Type D3 In Case of Fire

1 - Sign Panel:
1/4" thick horizontal brushed aluminum with silk screened text and graphics.

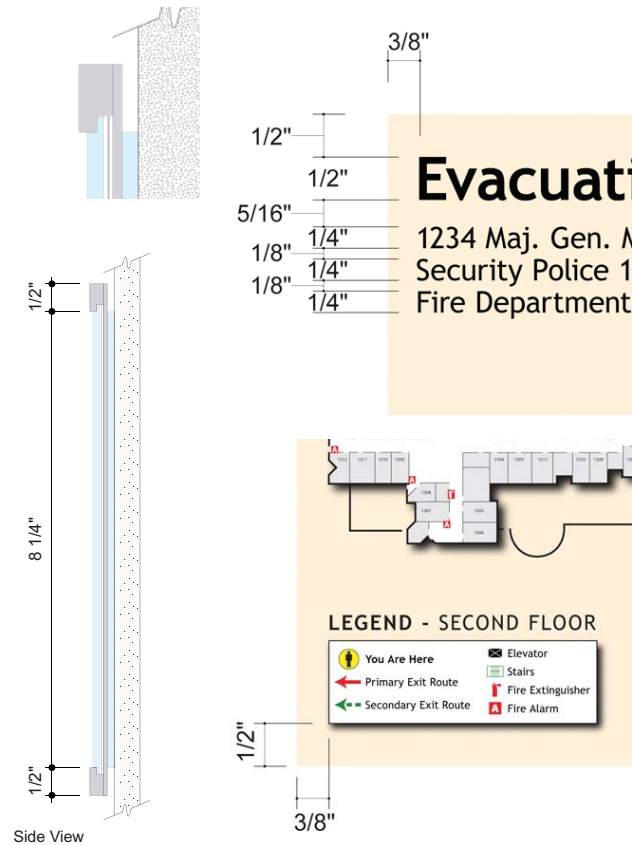
Sign Panel Font: Trebuchet MS Bold

Mounting plate:
1/8" thick clear acrylic indented 1/2" from back plate edges to facilitate future wall repairs and painting. Sign attached to wall utilizing double-faced foam tape and clear silicone adhesive.

Sign Type D1 Elevator Evacuation Maps

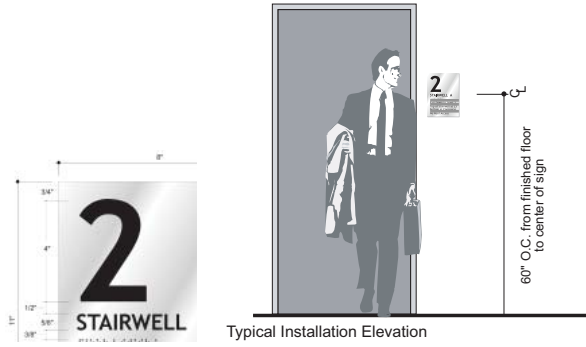


Front View

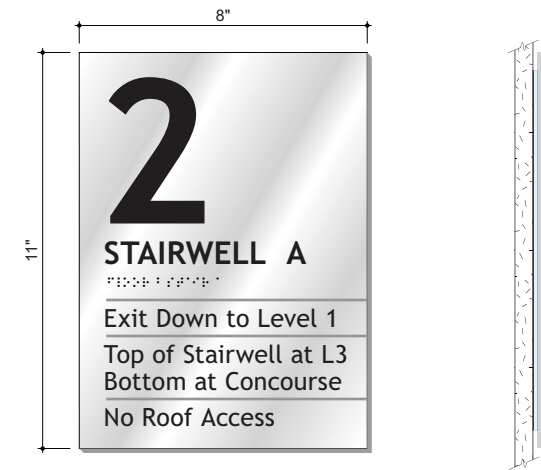


Side View

Sign Type D2 Stairwell Landing (Life Safety)




Typical Installation Elevation

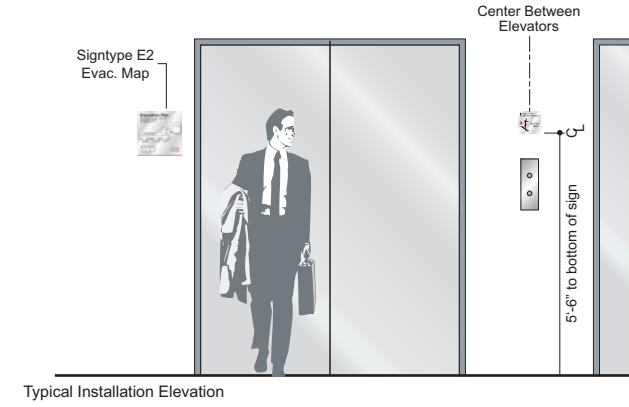


Front View

Side View



Sign Type D3 In Case of Fire



Typical Installation Elevation



Sign Type E1 Flag Mounted

- 1 - Mounting Bracket:
Brushed aluminum T-bracket mechanically mounted to wall surface.

Sign Panel:
1/8" thick horizontal brushed aluminum.
Mechanically attach panel to aluminum channel with tamper proof screws.

Sign Graphic:
Black 3M Scotchcal vinyl, surface applied both sides. Refer to symbols legend for appropriate icon artwork.
- 2 - Mounting Instructions:
Typical mounting height shall be 80" minimum above finished floor as required by ADA and UFAS.

Sign Type F1 Regulatory Message

- 1 - Faceplate:
1/16" thick clear acrylic with silk screen border on the second surface to match Matthews "Brushed Aluminum" paint. Window area to remain transparent so insert can show through.

Spacers:
1/16" thick painted acrylic.

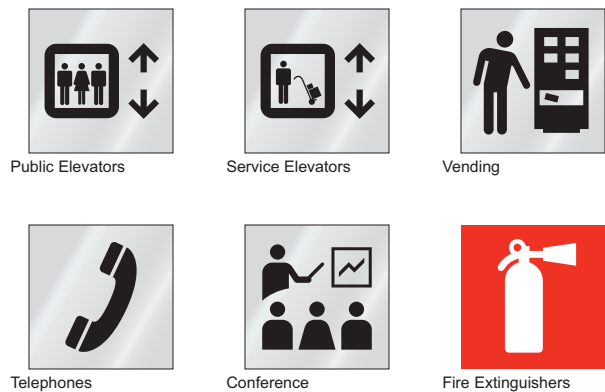
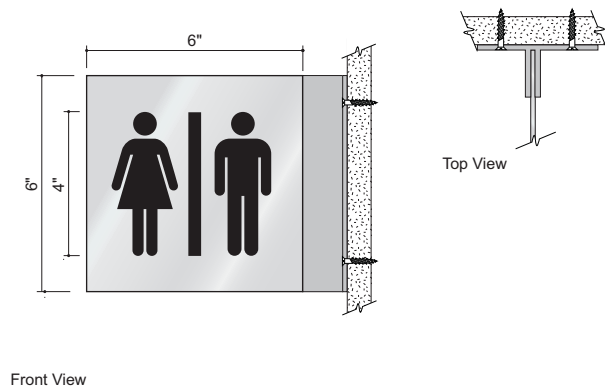
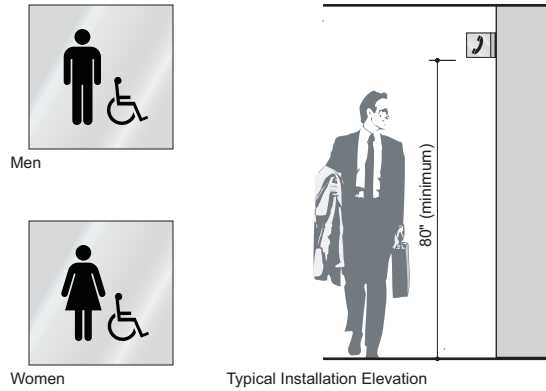
Message Inserts:
Color laser printed 80 lb. card stock inserts to be provided according to the Sign types A1 quantities required on the Bid Quantities Spreadsheet.

Back plate:
1/16" thick clear acrylic painted on the 1st surface to match Matthews "Brushed Aluminum" paint. All edges to be buffed and painted to match background color.




Mounting plate:
1/8" thick clear acrylic indented 1/2" from back plate edges. Sign attached to door utilizing double-faced foam tape and clear silicone adhesive.

Fonts: Trebuchet MS Regular as shown.
- 2 - Mounting Instructions: Sign installed utilizing foam tape and clear silicone. Typical mounting height shall be 5'-4" above finished floor to the bottom of the signs and centered on door. Typical installations in Korea shall utilize 2 signs, one in English and the other in Korean (Hangul) as needed.

Sign Type E1
Flag Mounted



Sign Type F1
Regulatory Message



Sign Type G1

Patient's Rights

1 - Top Rail:

1/4" thick horizontal brushed aluminum.

Bottom Rail:

1/4" thick horizontal brushed aluminum with set screw to lock acrylic message panel in place.

Message Area:

1/8" thick clear acrylic with routed edges. Thickness to allow easy insertion of different color printed card stock message inserts. Sign Contractor to provide inserts for initial order according to the approved message schedule.

Note: The digital output for the message insert shall be printed on 80 lb. cover stock and have a background image utilizing a high resolution scan of an actual size piece of 3-form "Birch" resin panel. The woodgrain shall be horizontal.

Sign contractor shall submit samples of digital output for color verification and approval prior to fabrication.

Back plate:

1/16" sheet aluminum with a horizontal brushed finish.

Mounting plate:

1/8" thick clear acrylic indented 1/2" from back plate edges to facilitate future wall repairs and painting. Sign attached to the wall utilizing double-faced foam tape and clear silicone adhesive.

Sign Type G2

Staff Rights

1 - Top Rail:

1/4" thick horizontal brushed aluminum.

Bottom Rail:

1/4" thick horizontal brushed aluminum with set screw to lock acrylic message panel in place.

Message Area:

1/8" thick clear acrylic with routed edges. Thickness to allow easy insertion of different color printed card stock message inserts. Sign Contractor to provide inserts for initial order according to the approved message schedule.

Note: The digital output for the message insert shall be printed on 80 lb. cover stock and have a background image utilizing a high resolution scan of an actual size piece of 3-form "Birch" resin panel. The woodgrain shall be horizontal.

Sign contractor shall submit samples of digital output for color verification and approval prior to fabrication.

Back plate:

1/16" sheet aluminum with a horizontal brushed finish.

Mounting plate:

1/8" thick clear acrylic indented 1/2" from back plate edges to facilitate future wall repairs and painting. Sign attached to the wall utilizing double-faced foam tape and clear silicone adhesive.

Sign Type H1

Facility Management Door Tag

1 - 1/8" thick horizontal brushed aluminum. All tags to have polyurethane clear coat finish

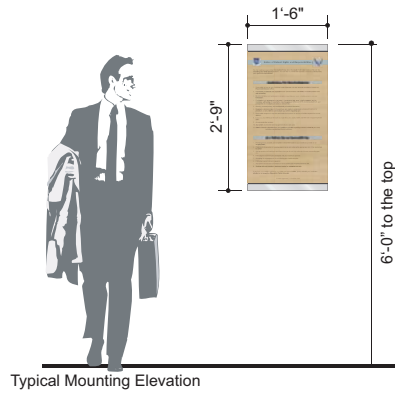
Numbers made of 3M Scotchcal 2ml opaque vinyl. Color: Matte Black (7725-22)
Consult architect or interior designer in choosing complimentary color if needed.

Mounting plate:

1/16" thick clear acrylic shim.

2 - Mount to existing door frame using 3M 4910 HB tape or equal.

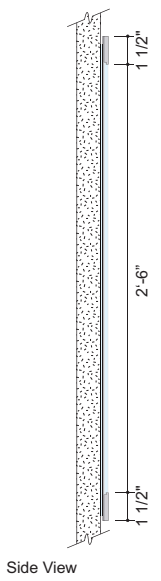
Sign Type G1 Patient's Rights



Typical Mounting Elevation

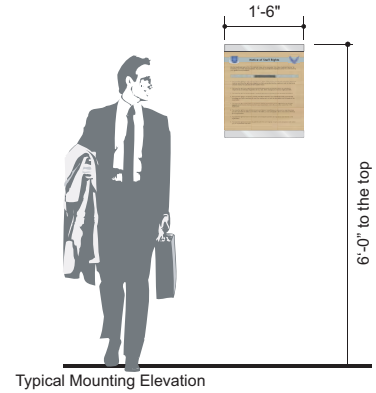


Front View




Side View

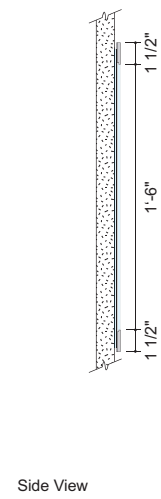
Sign Type G2 Staff Rights



Typical Mounting Elevation

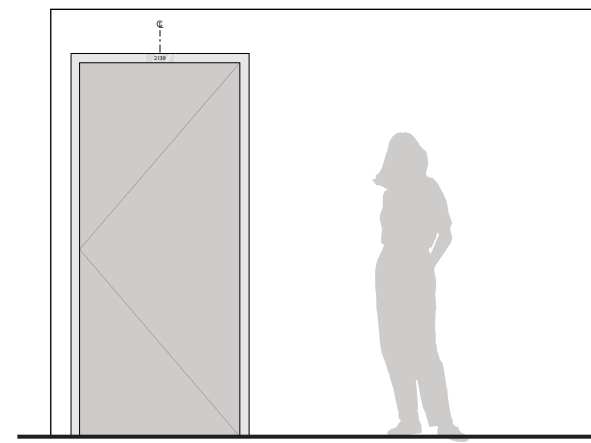


Front View

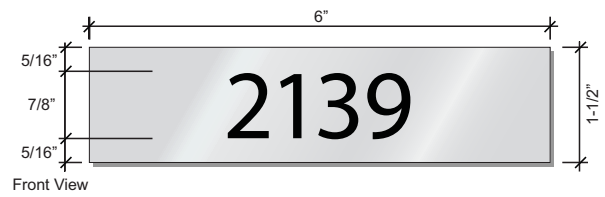


Side View

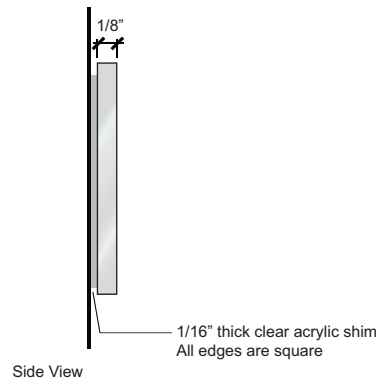
Sign Type H1 Facility Management Door Tag



Typical Mounting Elevation



Front View



Side View

1/16" thick clear acrylic shim
All edges are square



Sign Type J1

Large Wall Mounted Directionals

1 - Top Rail:

1/4" thick horizontal brushed aluminum.

Bottom Rail:

1/4" thick horizontal brushed aluminum with set screw to lock acrylic message panel in place.

Message Area:

1/8" thick clear matte acrylic with routed edges. Thickness to allow easy insertion of color printed card insert with screened back MDG shield graphic. Sign Contractor to provide inserts for initial order according to the approved message schedule.

Directional text to be made of 3M Scotchcal (or equal) opaque vinyl applied to 1st surface. Use 2mm Matte Black 7725-22.

Arrow Directions: Left-pointing arrows shall be placed at the top, up-pointing arrows next, and right-pointing arrows at the bottom.

Message Font: Trebuchet MS Bold

Back plate:

1/16" sheet aluminum with a horizontal brushed finish.

Mounting plate:

1/8" thick clear acrylic indented 1/2" from back plate edges to facilitate future wall repairs and painting. Sign attached to the wall utilizing double-faced foam tape and clear silicone adhesive.

2 - Mounting Instructions:

Install 60" on center of the sign from finished floor.

Sign Type J2

Small Wall Mounted Directionals

1 - Top Rail:

1/4" thick horizontal brushed aluminum.

Bottom Rail:

1/4" thick horizontal brushed aluminum with set screw to lock acrylic message panel in place.

Message Area:

1/8" thick clear matte acrylic with routed edges. Thickness to allow easy insertion of color printed card insert with screened back MDG shield graphic. Sign Contractor to provide inserts for initial order according to the approved message schedule.

Directional text to be made of 3M Scotchcal (or equal) opaque vinyl applied to 1st surface. Use 2mm Matte Black 7725-22.

Arrow Directions: Left-pointing arrows shall be placed at the top, up-pointing arrows next, and right-pointing arrows at the bottom.

Message Font: Trebuchet MS Bold

Back plate:

1/16" sheet aluminum with a horizontal brushed finish.

Mounting plate:

1/8" thick clear acrylic indented 1/2" from back plate edges to facilitate future wall repairs and painting. Sign attached to the wall utilizing double-faced foam tape and clear silicone adhesive.

2 - Mounting Instructions:

Install 60" on center of the sign from finished floor.

Sign Type K1

Overhead Directional and Dept. I.D.

1 - Mounting Bracket:

Brushed aluminum channel with matching end caps mechanically mounted to ceiling.

Sign Panel:

1" thick expanded light weight rigid foam PVC solid core material painted utilizing MAP "Brushed Aluminum" paint with a satin eggshell finish. Mechanically attach panel to aluminum channel with tamper proof screws, aluminum, natural finish.

Sign Message:

Black 3M Scotchcal vinyl copy surface applied both sides. Utilize white and red vinyl for Emergency messages only. White for text and red for background rule.

Message Insert Font: Trebuchet MS Bold

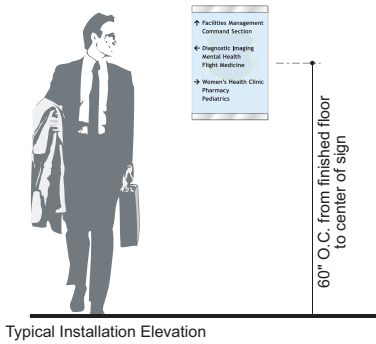
2 - Mounting Instructions: Typical mounting height shall be 80" minimum above finished floor as required by ADA.

Note: Mounting methods will vary depending on location. Show installation details, including details for securing members to one another, to building structures, and/or to site work. Show interior construction, reinforcements, anchorages, components and finishes. Reproduction of section drawings shown in the Design Drawings shall not be acceptable.

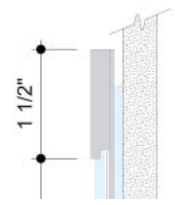
3 - Verify Existing Conditions:

The Sign Contractor shall inspect facility to confirm installation conditions, then submit shop drawings and/or written documentation for approval indicating proposed mounting devices. Take field measurements prior to preparation of shop drawings and fabrication to ensure proper fitting.

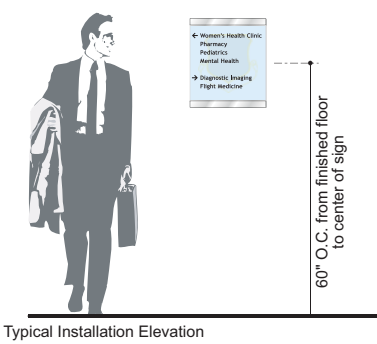
Sign Type J1 Large Wall Mounted Directionals



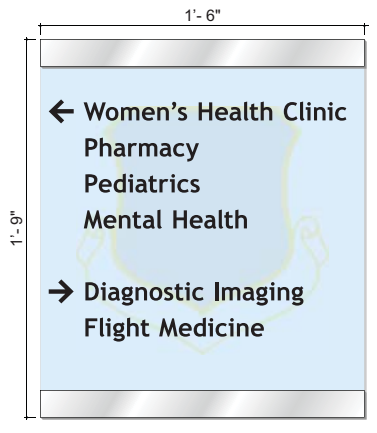
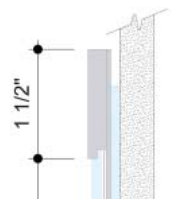
Typical Installation Elevation



Sign Type J2 Small Wall Mounted Directionals



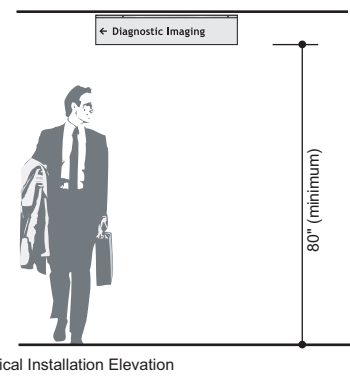
Typical Installation Elevation



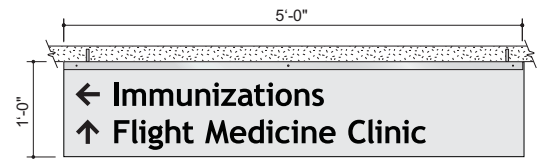
Side View

Front View

Sign Type K1 Overhead Directional and Dept. I.D.



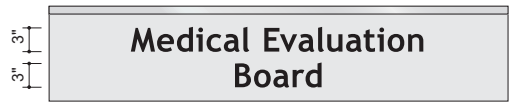
Typical Installation Elevation




Two Line Directional Layout



One Line Directional Layout



Department Identification Layout



Side View



Front View



Sign Type L1

Main Lobby Directory

- 1 - Illuminated Center Logo Graphic:
1/2" thick edge lighted glass with etched or sand blasted Medical Group (MDG) shield on the back side. Multiple layers and textures will be required to accurately reproduce the color MDG source artwork in an etched and edge lighted format.

Extruded aluminum frame retainer to have a brushed aluminum finish. Concealed light source shall utilize white LED modules or equal for uniform edge lighting. Provide an internal disconnect switch to facilitate service and all tools required for service access.

Note: Sign contractor shall submit a sample of the etched glass logo artwork for approval prior to fabrication.

- 2 - Installation Instructions:
Installation shall utilize concealed mechanical fasteners as required for the existing wall surface. Primary electrical service and in-wall blocking (if needed) provided by General D/B Contractor.

Sign Type L1 (con't)

Main Lobby Directory

- 2 - Directory:
Brushed aluminum angle frame with a hinge at the top and clear non-glare tempered glass front. Provide a key lockable mechanism on the bottom. Provide a thin sheet metal face on the back panel to allow graphic boards to be held in place with magnetic tape.

Map and Directory Graphics:
High resolution digital output on photo card stock dry mounted on 3/16" foam "Gator" board and secured inside frame with magnetic tape.

Note: As a central point of information, building directories should be clearly marked and visible from a distance. They should establish the comfortable flow of information and provide visual cues to the user about how to locate and utilize future directories and other signage. For a multi-service line facility the directory should also orient and direct to the various clinic destinations throughout the campus via maps, legends and "You Are Here" location markers.

Campus area map directories should be located at the main entry within each building shown on the map. Users will expect to find the campus map along with facility information upon entering, and the directory becomes the first signage experienced by the user.

Sign Type M1

Secondary Orientation Directory

- 1 - Top Rail:
1/4" thick horizontal brushed aluminum.

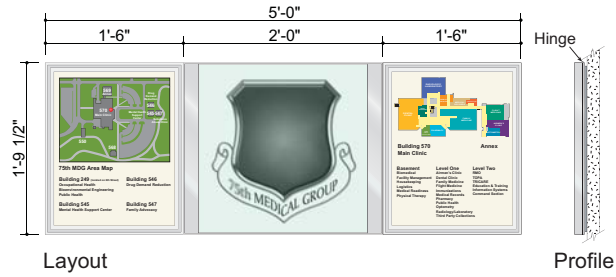
Bottom Rail:
1/4" thick horizontal brushed aluminum with set screw to lock acrylic message panel in place.

Message Area:
1/8" thick clear matte acrylic with routed edges. Thickness to allow easy insertion of color printed 80lb card directional message inserts. Sign Contractor to provide inserts for initial order according to the approved message schedule.

Back plate:
1/16" sheet aluminum with a horizontal brushed finish.

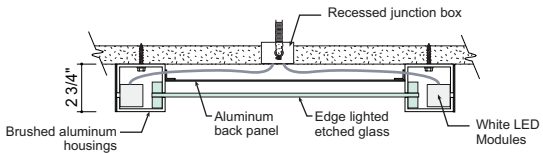
Mounting plate:
1/8" thick clear acrylic indented 1/2" from back plate edges to facilitate future wall repairs and painting. Sign attached to the wall utilizing double-faced foam tape and clear silicone adhesive.

Sign Type L1
Main Lobby Directory

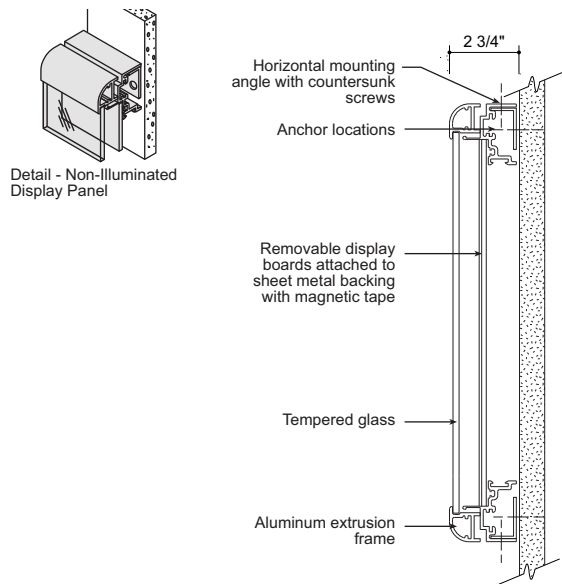


Layout

Profile

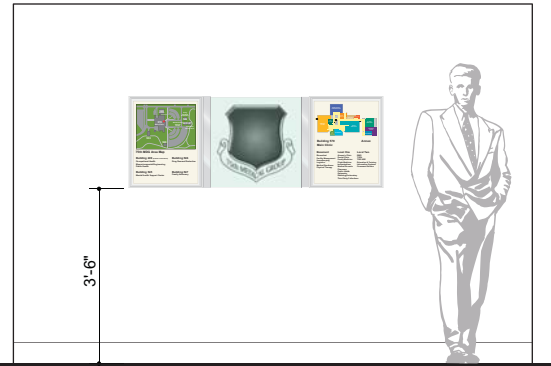


Detail - Edge Lighted Shield Display Panel



Section - Non-Illuminated Display Panel

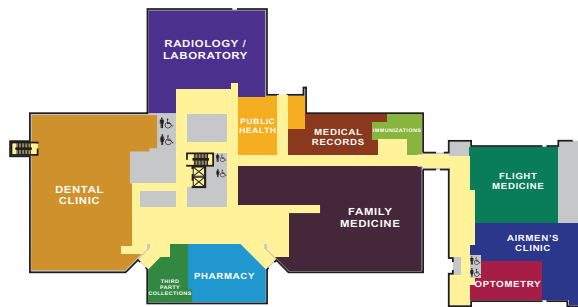
Sign Type L1 (cont)
Main Lobby Directory



Typical installation elevation

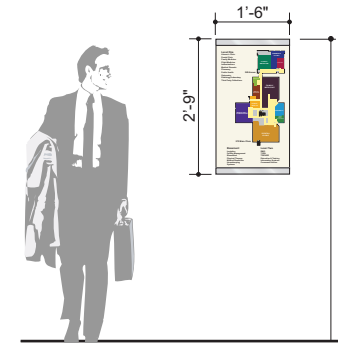


Sample - Campus area orientation map artwork

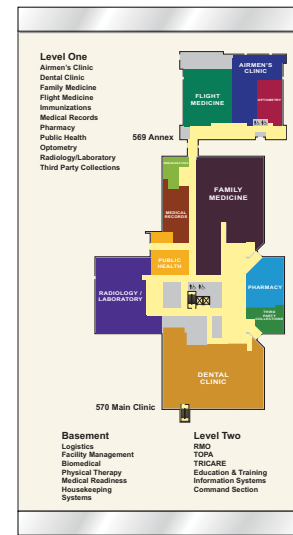


Sample - Building orientation map artwork

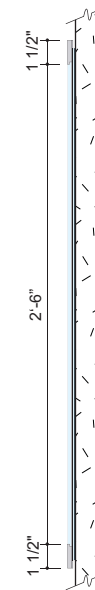
Sign Type M1
Secondary Orientation Directory



Typical mounting elevation



Sample - Typical layout



Profile

Sign Type N1

Chain of Command, Award Winners

1 - Logo Shield:

5" tall by 1/2" thick clear acrylic with high resolution digital vinyl output graphics with protective matte overlamine. Wall attachment to utilize aluminum studs and clear silicone adhesive.

2 - Individual Letters:

3" cap height by 3/8" thick horizontal brushed aluminum cut-out letters. Letters to attach to the wall with aluminum studs and clear silicone adhesive. See Sign Type P2 for details.

For this sign type, the following heading messages are to be used...

Chain of Command
Annual Award Winners
Quarterly Award Winners

Font is Trebuchet MS Bold

3 - Photo and Name Holders:

Clear protective acrylic holder with flame polished edges. To be supplied by Sign Contractor and pre-approved by client. Holders to be secured to cable support system with stainless steel grippers as noted below.

Stainless Steel Cable Support System:
EZ-Rod/Wire 3/64" Dia. Wire Assemblies as manufactured by Stand Off Systems (Gyford Productions) or approved equal.

Holder Grippers:

Econo Vertical Gripper (1/4") as manufactured by Stand Off Systems (Gyford Productions) or approved equal.

Sign Type N2

Chain of Command, Award Winners,
Notice Board

1 - Display Panel:

Inset wall display with wood blocking and aluminum angle framing as required. Background panel to be MDO board (or equal) with Formica #4255 Micro Perf metal face from the DecoMetal Collection. Background panels to be held in place with a removable brushed aluminum angle frame.

Logo Shield:

Construction to utilize 1/2" thick acrylic with 3M Scotchprint digital output graphics with protective matte overlamine and painted edges.

2 - Individual Letters:

3/8" thick acrylic letters painted to match PMS 424 dark gray. Letters to attach to the background panel with 3M high bond double-sided tape and clear silicone adhesive. See Sign Type P2 for details.

For this sign type, the following heading messages are to be used...

Chain of Command
Annual Award Winners
Quarterly Award Winners
Community Notices

Font is Trebuchet MS Bold

3 - Photo and Name Holders:

Clear non-glare acrylic faces with construction to allow photo or color printed name message inserts to be inserted from the top with concealed finger grip cut-outs on the back panel to facilitate easy removal.

Sign Type N3

Chain of Command, Award Winners,
Notice Board

1 - Base Display Panel:

3M Scotchprint digital output vinyl mural with protective matte overlamine. Digital graphic mural mounted on the first surface of .125 thick aluminum. Back and edges of the mounting panel to be brushed aluminum. Aluminum angle mounting on wall surface at top and bottom, with self-aligning angles on back of the aluminum graphic panel.

2 - Header Panel:


Red bar fabricated from 3/4" thick expanded polyurethane solid core material or PVC equal painted on the first surface. White letters fabricated from 3/8" thick acrylic. Logo shields fabricated with 1 1/8" thick backgrounds (flush with face of letters) and high resolution digital output of logo shield artwork on the first surface.

3 - Photo and Name Holders:

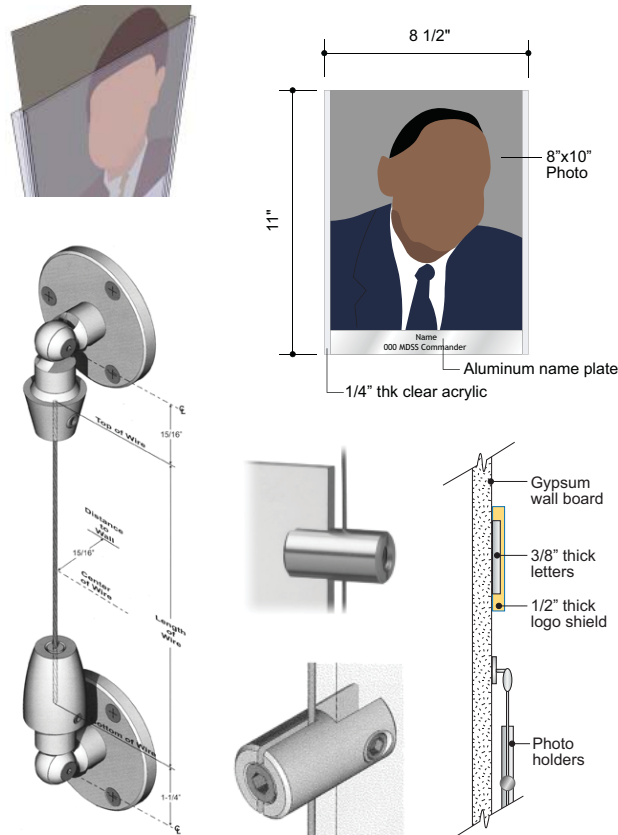
Clear non-glare acrylic faces with construction to allow photo or color printed name message inserts to be inserted from the top with concealed finger grip cut-outs on the back panel to facilitate easy removal.

Sign Type N1

Chain of Command, Award Winners

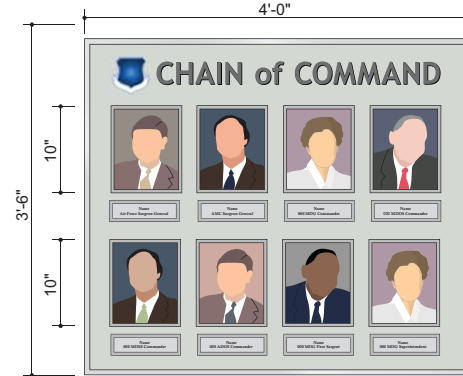


Typical Elevation

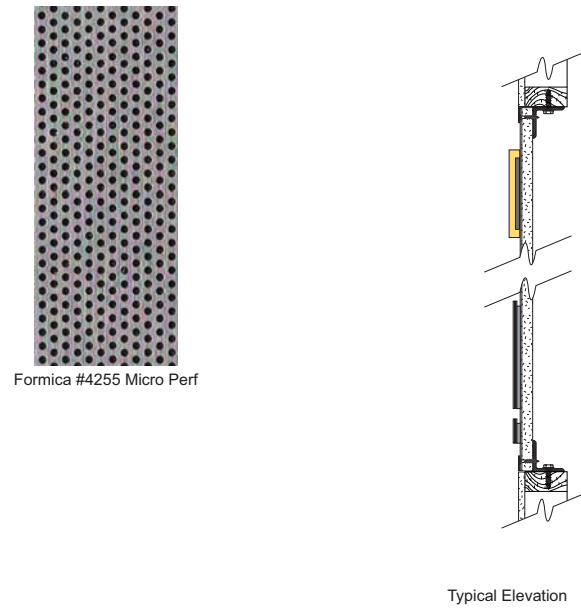


Sign Type N2

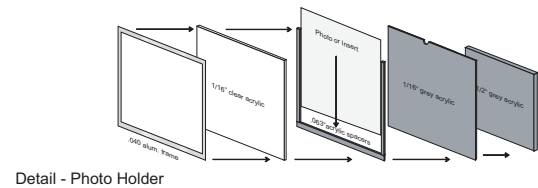
Chain of Command, Award Winners, Notice Board



Typical Elevation



Typical Elevation



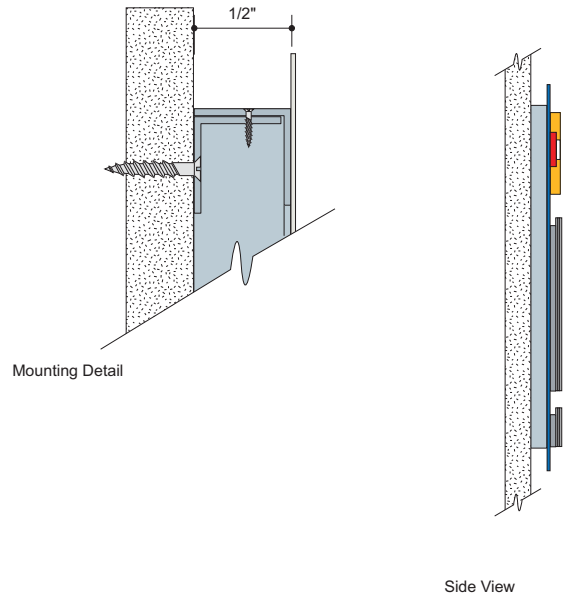
Detail - Photo Holder

Sign Type N3

Chain of Command, Award Winners, Notice Board

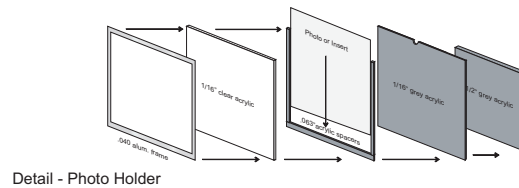


Typical Elevation



Mounting Detail

Side View



Detail - Photo Holder



Sign Type O1 Notice Board

1 - Back Panels:

Fabricated from resin panel "Birch" manufactured by 3form or approved equal. Gauge is 1/2" (12mm) with radiused edges. The woodgrain shall be installed horizontally. Resin panel to have white painted background on the second surface. Corners to be rounded for safety.

Mounting:

Installation shall utilize a point support system with stainless steel barrel spacers and fasteners

Header Letters:

Fabricated from 3/8" thick cut-out aluminum with a horizontal brushed finish. Letters to attach to the background panel with aluminum studs and mechanical fasteners.

Font is Trebuchet MS Bold.

Notice Paper Holders:

1/8" thick clear acrylic, flame polished edges. Mount to base panel with 1/8" stainless steel pins. Holders to have thumb cut along top edge.

Sign Type P1 Dimensional Lettering - Aluminum

1 - Individual Letters:

3" high by 1/4" thick aluminum with a horizontal brushed finish attached with aluminum studs and clear silicone adhesive. 1/8" spacers to be used to stand letters off the wall surface. Letters to have a clear matte polyurethane sealer applied for protection.

Font: Trebuchet MS Bold

Sign Type P2 Dimensional Lettering - Acrylic

Acrylic letters often offer advantages over traditional aluminum due to the following:

Less expensive to fabricate than aluminum.

Very comparable "look and feel" to aluminum.

Much lighter in weight making them easier to install and/or repair. Typically, there is no need to stud mount except for unusual wall conditions.

1 - Acrylic letter fabrication:

Option A

3" high by 1/4" thick acrylic with a metal laminate face (horizontal brushed). Returns painted to match aluminum laminate front.

Option B

3" high by 1/4" thick acrylic painted to match PMS 424u.

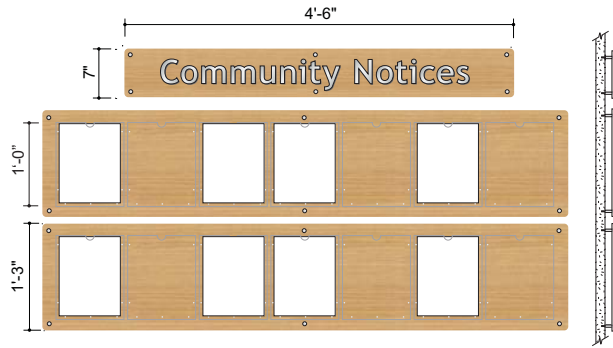
If mounted to flush surface, use 3M high bond double-sided tape and clear silicone adhesive.

For non-smooth surfaces, use aluminum studs and clear silicone adhesive.

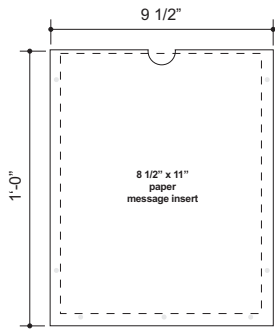
1/8" spacers to be used to stand letters off the wall surface. Letters to have a clear matte polyurethane sealer applied for protection.

Font: Trebuchet MS Bold

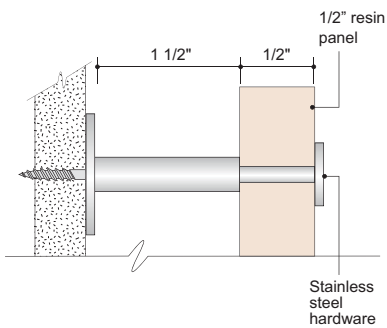
Sign Type O1
Notice Board



Front View



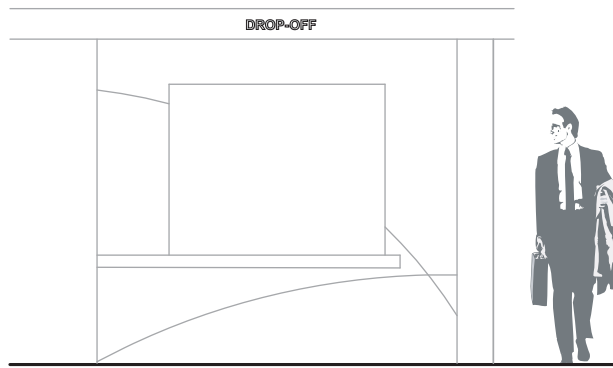
Detail - Paper Holder



Mounting Detail

Side View


Sign Type P1
Dimensional Lettering - Aluminum



Typical mounting elevation

DROP-OFF

Sample



Letter Detail


Sign Type P2
Dimensional Lettering - Acrylic

DROP-OFF

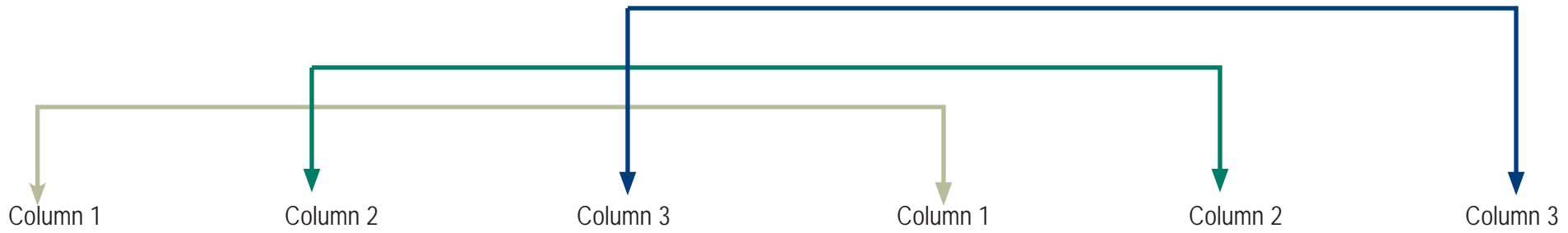
Sample - Option A

DROP-OFF

Sample - Option B



Letter Detail



Manufacturer:
Collection:
Image A
Spec Info.
Stainability Info.

Image B
Spec Info.
Stainability Info.

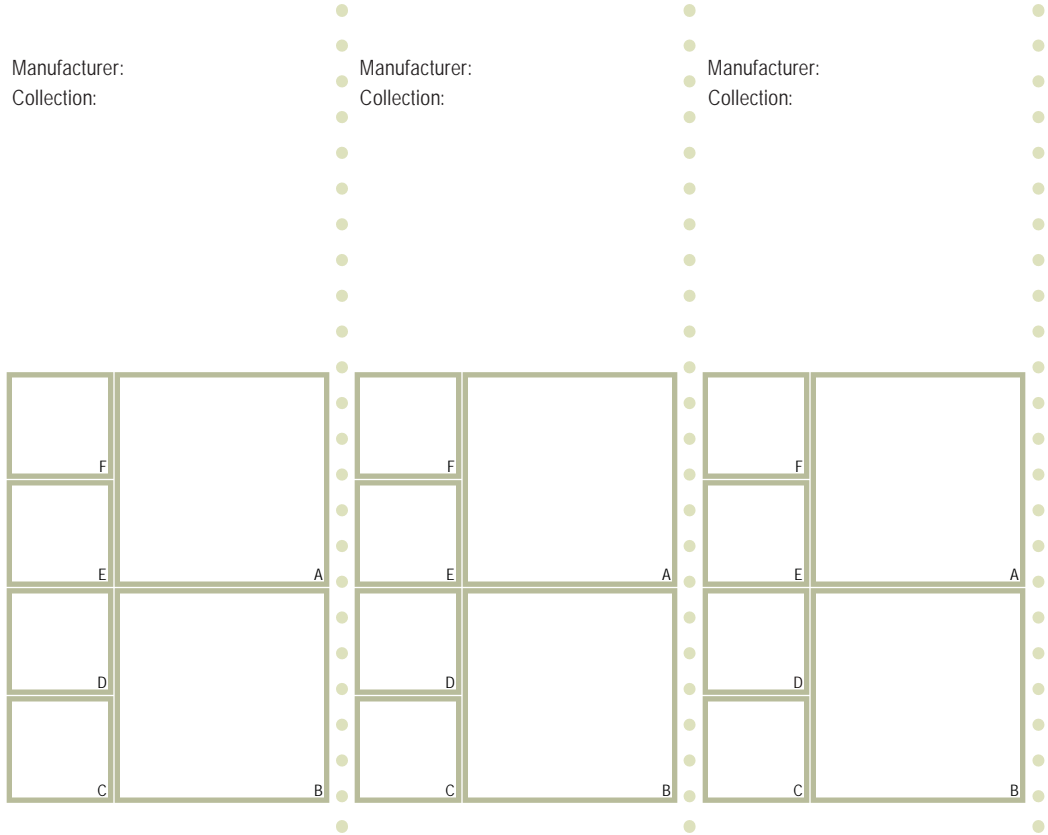
Image C
Spec Info.
Stainability Info.

Image D
Spec Info.
Stainability Info.

Image E
Spec Info.
Stainability Info.

Image F
Spec Info.
Stainability Info.

Refer to manufacturer for warranty and testing info.



Manufacturer:
Collection:
Image A
Spec Info.
Stainability Info.

Image B
Spec Info.
Stainability Info.

Image C
Spec Info.
Stainability Info.

Image D
Spec Info.
Stainability Info.

Image E
Spec Info.
Stainability Info.

Image F
Spec Info.
Stainability Info.

Refer to manufacturer for warranty and testing info.



Sub-category:
Category:



Category:
Sub-category:



3D Art Mobiles & Sculpture

2D Art

Plants

ARTWORK

Guiding Principles:

Art Work: Overview

- Far beyond the role of beautification, artwork in healthcare spaces must be therapeutic. Images that impact the appropriate messages such as hope, dignity, and joy, enhance the healing process. They send a subliminal signal to the patient that his or her well being is the caregiver's primary concern. It is the therapeutic value of art that gives it a marketing and public relations value.
- Art for healthcare should not be an afterthought, it needs to be planned, coordinated and implemented by competent professionals who make healthcare their business.
- When selecting artwork, choose art that most people will relate well with. Choices should not be based on the personal tastes of the selector.
- Giclee artwork on canvas is strongly recommended.
- When matting artwork, avoid using three or four mats. Single and double mats are not only cost-effective, but are more tasteful and professional. For the longest longevity, select white, off-white, or a very soft neutral color for the outer mat and accent colors for the inner mat. Choose mats that range from 3" to 3-1/2" in width.
- Acrylic glazing should never be cleaned with paper towels because it scratches easily.
- Extruded aluminum moldings should be scratch, flake, and peel resistant. They should also have a lip that is at least 1/4" wide so the glass will be held securely in the frame and not pop out of place.
- Artwork backing boards should have a hard, smooth surface such as foam board. Never use corrugated cardboard for artwork backing.
- When ordering artwork, an installation schedule and location plan should also be provided.

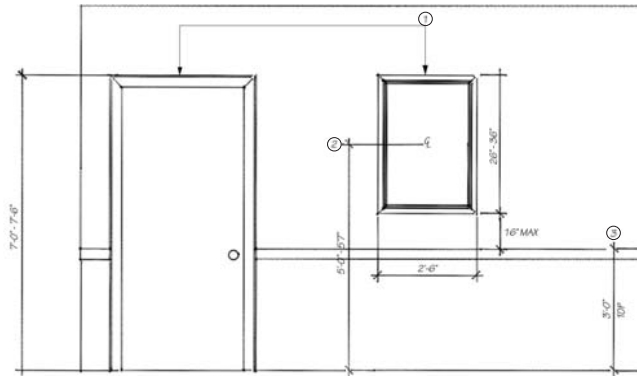
Guiding Principles:

Art Work: Installation

- Most artwork used in medical treatment facilities today ranges in size from roughly 22"x30" up to 32"x40". The proper height at which to hang artwork is approximately 57 to 63 inches from the floor to the bottom of the top 1/3 of the picture. It is recommended to select a product that bolts to the wall at all four corners. A three-point system anchored at the bottom center allows a thief to reach underneath the corners and get enough leverage to remove the piece from the wall.

For Typical Spaces:

1. For larger framed artwork, the top of the frame should align with the top of the door.
2. The center line of the piece of artwork should sit approximately 5' above the floor.
3. The bottom of the frame should be no higher than 16" from a handrail.



Guiding Principles:

Art Work: Public Areas

- Public areas need artwork with the broadest general appeal.
- Artwork in corridors should be large, between 26x30 and 32x40 inches. Because medical treatment facilities typically have long, wide corridors, artwork used in these corridors needs to be larger than artwork used in offices. It is also recommended to hang artwork vertically in corridors. Still life, landscape, black and white, and architecture images are a good choice in corridors as they provide enough interest to look at and then move on.
- Public dining areas should display tranquil, restful images that can provide relaxation for both staff and visitor.
- Admission areas should have artwork with warm inviting colors that is comforting to the new patient who may be anxious.
- In patient rooms, use artwork with subject matter to which the patient can relate. A desert sunset in a South Florida hospital, or a lush tropical scene in the Midwest, does nothing to create confidence in the hospital or procedures being performed, since they do not communicate a reality-based environment. A variety of colors, as opposed to a monochromatic palette, give more interest to the piece of art. Pattern and detail also add to the length of time a patient will find artwork interesting. Private rooms need one piece of artwork ranging from 22"x30" to 28"x34".
- In patient rooms, it is pleasant to place a picture at the end of each bed in a semiprivate room. However, if the budget does not permit the use of two pieces, then one picture should be centered between the two beds. Artwork should be sharp enough to be viewed without prescription glasses from the head of the bed.



Guiding Principles:

Art Work: Private Areas

- In pediatric rooms, because a patient's age can range from a few months to the teens, the art should have a childlike quality in style while maintaining a broad range of appeal as age is a concern. Primary colors are best for very young children since they are developmentally able to perceive the intensity of these colors much sooner than they are able to discriminate the more subtle shadings and variations associated with secondary colors.
- In intensive care and concentrated care units, because wall-mounted equipment leaves little to no wall space, it is often difficult to locate art in the patient rooms. However, the presence of a few pieces in the corridors can send a comforting message to family members.
- Consult rooms, regardless of the department, require quiet, dignified images that impart the hospital's concern and care for the patient and family during a time of crisis.
- In physicians lounges, artwork should be nice and framed creating a residential feeling.

Art Work: Speciality Areas

- In physical therapy rooms, either sports or images that reflect a healthy lifestyle are appropriate, depending on why patients are using the department.
- The artwork used in rehab units should be challenging, inspiring and contemplative. Avoid double images such as a mountain reflecting into a lake, or fuzzy, impressionistic pieces. Some medical treatment facilities prefer to use pictures of physically challenged people, such as wheelchair athletes in the heat of competition, as an inspiration to both the patient and staff
- In X-ray areas, do not pierce lead walls with drills. Magnetic resonance imaging (MRI) areas need to have art mounted without using metal hardware. Ideally, all art for MRI units should be framed in wood without using metal of any kind.

Guiding Principles:

Art Work: Speciality Areas

- In clinical procedure areas, pictures of food, such as a still life of fruit, should be avoided. This includes any area where patients have been required to fast prior to procedures, such as outpatient waiting areas, endoscope rooms, or cardiac cath labs. In addition, the art selected should help to reduce patient anxiety. Because procedures can take a long time, it is helpful when the art has sufficient pattern and detail to hold the patient's attention for more than a few seconds. Images of water should not be used in ultrasound rooms.
- In blood draw areas, artwork should be something that is light hearted and can divert the patients attention away from the needle.
- In mental healthcare clinics, harsh colors such as black, chartreuse, and orange should be avoided. For the same reason, jagged lines or images with chaotic movement (like the work of Van Gogh) should be avoided. Graphic art that creates optical illusions should never be used.
- In chemotherapy and general recovery areas, where patients are frequently nauseated, clear still photographs or very realist images are the best choices.
- In mammography rooms, artwork should have beautiful images of general interest to women of all ages, such as flowers, that can serve as an effective distraction.
- In obstetrics, if pictures of people are used, the subjects chosen should relate to the segment of the community the hospital serves. While photographs of children work well in OB units, avoid using photographs of beautiful young women portrayed as new mothers. Women who have just given birth rarely feel glamorous. An impressionist style is a better choice for images of mothers and babies.

Guiding Principles:

Art Work: Speciality Areas

- In labor, delivery, and recovery rooms (LDRP), artwork that displays humorous photographs of babies and children gives the woman in labor something to focus on.
- In postpartum patient rooms, artwork should display images that show the happier side of motherhood to help divert a new mother's attention from the unpleasantness associated with the birth process and help her focus on the happier aspects of motherhood.
- In neonatal areas, artwork that is associated with pictures of babies should be avoided because of the sensitive aspects of treatment in this area. Soothing, dignified, and non-figurative pieces with pattern and detail may be more appropriate.

Plants

- Maintenance contracts should be considered for artificial plants. Silk plants, like real plants, need to be maintained and cleaned. Silk plants collect dust which can in turn contribute to poor indoor air quality. Housekeeping will not maintain these plants and as a result, a company needs to be contracted to maintain these plants regularly.
- Evidence based design has shown the positive effects of the use of plants within a space.
- When selecting silk plants, there are several things to consider. Do you want them close to where people can touch them or away from the reach of people passing by? How do they sit in the location? Is it in a pot or is it permanently placed in a planting bed? What type of ground cover for the base of the plant do you want? Depending on the location, mulch or gravel may not be a good ground cover because they can become projectiles. Moss or other similar ground cover may be more suitable for the space.

Manufacturer: Creative Arts
Collection: Variety

Image A

Artist: Creative Arts Unlimited, Inc.
Title: Acoustic Mobile
Materials: Powder-coated aluminum frame, custom resins, and acrylic sheet
Dimensions: 24' x 10'

Image B

Artist: Creative Arts Unlimited, Inc.
Title: Winter Haven Library Acoustic Mobile
Materials - Custom printed acoustic fabric over acoustic board
Dimensions: 20' x 20' x 10'

Image C

Artist: Creative Arts Unlimited, Inc.
Title: Solana Beach Library Acoustic Mobile
Materials - Custom printed acoustic fabric over acoustic board
Dimensions: 20' x 20' x 10'

Refer to manufacturer for warranty and testing info.

Manufacturer: The Art Resource
Collection: Ristau

Image A

Title: Air Garden 1.7, Kinetic Aerial Sculpture
Materials: Stainless steel, aluminum, polyurethane, polycarbonate
Dimensions: 24' x 16' x 11'

Image B

Title: Air Play 11, Kinetic Aerial Sculpture
Materials: Stainless, aluminum, polyurethane
Dimensions: 25' x 30' x 16'

Image C

Title: River Garden 1, Kinetic Aerial Sculpture
Materials: Stainless steel, aluminum, polyurethane, polycarbonate
Dimensions: 18' x 50' x 20'

Image D

Title: Red Stones 3, Kinetic Aerial Sculpture
Materials: Stainless steel, aluminum, polyurethane
Dimensions: 6' x 9' x 9'

Image E

Title: Air Garden 7.2, Kinetic Aerial Sculpture
Materials: Stainless steel, aluminum, polyurethane, polycarbonate
Dimensions: 8' x 53' x 11'

Image F

Title: Stream Through Yellowstone, Kinetic Aerial Sculpture
Materials: Aluminum, stainless, polyurethane
Dimensions: 6' x 15' x 30'

Refer to manufacturer for warranty and testing info.

Manufacturer: The Art Resource
Collection: Rob Fisher

Image A

Name: Aerial Echoes, 2007
Title: Sands Hotel, Macau
Material: Powder coated perforated aluminum, stainless steel bead chain
Dimensions: 16 1/2' Diameter x 6 1/2' H

Image B

Name: Sunbirds, 2007
Title: Sands Hotel, Macau
Dimensions: 9 1/2' Diameter x 6 1/2' H

Image C

Name: Tulip Cloud, 2005
Title: North Colorado Medical Center, Greeley, Colorado
Dimensions: 25' x 25' x 45' high. Each cloud 5' x 10'

Image D

Name: Dream Scape
Title: Reid Hospital, Richmond, IN
Dimensions: 20'H x 40'L x 20'W

Image E

Name: DreamScape Night, 2007
Title: Reid Hospital, Richmond, IN
Dimensions: 20'H x 40'L x 20'W

Image F

Name: Islands in the Sky, Wake Med Hospital, Cary,, NC
Dimensions: 18'D x 24'W x 16'H

Refer to manufacturer for warranty and testing info.

Manufacturer: Creative Arts
Collection: Varies

Ordering Information for Creative Artist
Roger Bargainer
3730 70th Avenue North
Pinellas Park, FL 33781
Phone: 727.525.2066
Fax: 727.525.8689

Manufacturer: The Art Resource
Collection: Ristau

Ordering Information for The Art Resource
Fran Davidman
2533 S. Park Rd.
Hallen Dale Beach, FL 33009
Phone: 954.432.9242
Fax: 954.966.1218
E-mail: fd@theartresource.com

Manufacturer: The Art Resource
Collection: Rob Fisher


Ordering Information for The Art Resource
Fran Davidman
2533 S. Park Rd.
Hallen Dale Beach, FL 33009
Phone: 954.432.9242
Fax: 954.966.1218
E-mail: fd@theartresource.com




A



F



E



A



F



E



A




C



B



D



C



B



D



C



B

● Manufacturer: The Art Resource
● Collection: John Roper

● **Image A**

● Title: Untitled #1100
● Materials: Black iron and copper plated rod with 3
● different textures
● Dimensions: 36"H x 48"W

● **Image B**

● Title: Untitled #2206
● Materials: Bronze
● Dimensions: 16"H x 24"W

● **Image C**

● Title: Untitled 2213
● Materials: Bronze
● Dimensions: 33"H x 17"W

● **Image D**

● Title: Untitled #2752
● Material: Bronze
● Dimensions: 28 ½"H x 40"W

● **Image E**

● Title: Untitled #2193
● Materials: Bronze
● Dimensions: 24" x 24"

● **Image F**

● Title: Untitled #2693
● Materials: Black iron with Copper rod
● Dimensions: 15 ¾" H x 36 ½" W x 9" D

● Note: All above sculptures can be custom sized.

● Refer to manufacturer for warranty and testing info.

● Manufacturer: The Art Resource
● Collection: Jonathan Cox

● **Image A**

● Title: D 1 Front "The Discovery II"
● Materials: Marble and Poplar
● Dimensions: 9 ½' x 4' x 18"

● **Image B**

● Title: D 1 Back
● Materials: Marble and poplar
● Dimensions: 9 ½' x 4' x 18"

● **Image C**

● Title: "Ascent of Knowledge"
● Materials: Mahogany and marble
● Dimensions: 10'-8" H x 3'-4"W x 2'-4"D

● **Image D**

● Title: "Ascent of Knowledge"
● Materials: Mahogany and marble
● Dimensions: 10'-8"H x 3'-4"W x 2'-4"D

● **Image E**

● Title: "Growth from Within"
● Materials: Birch, mahogany and ebony
● Dimensions: 5'-2" x 11'-4" x 9"

● **Image F**

● Title: "Icicles in the Snow"
● Materials: Mahogany, marble and obsidian
● Dimensions: 12'-9" x 5'-8" x 23"

● Note: All above sculptures can be custom sized.

● Refer to manufacturer for warranty and testing info.

● Manufacturer: Creative Arts
● Collection: Variety

● **Image A**

● Artist: Creative Arts Unlimited, Inc.
● Title: Bishop Planetarium (Column)
● Materials: Anigre veneer inlaid with brushed metal,
● mahogany hardwood, custom resin and upholstery,
● hand-painted ceiling mural.
● Dimensions: 4200 sq. ft. with 15' ceiling

● **Image B**

● Artist: Creative Arts Unlimited, Inc.
● Title: Bishop Planetarium (Lobby)
● Materials: Anigre veneer inlaid with brushed metal
● Dimensions: 4200 sq. ft. with 15' ceiling

● **Image C**

● Artist: Creative Arts Unlimited, Inc.
● Title: Bishop Planetarium (Wall Panel Detail)
● Materials: Anigre veneer inlaid with brushed metal
● Dimensions: 4200 sq. ft. with 15' ceiling

● **Image D**

● Artist: Creative Arts Unlimited, Inc.
● Title: Ringling College Digital Film School Lobby
● Materials: Acrylic and euro-core plywood
● Dimensions: 1500 sq. ft.

● **Image E**

● Artist: Creative Arts Unlimited, Inc.
● Title: Ringling College Digital Film School Lobby
● Materials: Acrylic, stained euro-core plywood, black
● sintra
● Dimensions: 1500 sq. ft.

● Refer to manufacturer for warranty and testing info.

Manufacturer: The Art Resource
Collection: John Roper

Ordering Information for The Art Resource
Fran Davidman
2533 S. Park Rd.
Hallen Dale Beach, FL 33009
Phone: 954.432.9242
Fax: 954.966.1218
E-mail: fd@theartresource.com






Manufacturer: The Art Resource
Collection: Jonathan Cox

Ordering Information for The Art Resource
Fran Davidman
2533 S. Park Rd.
Hallen Dale Beach, FL 33009
Phone: 954.432.9242
Fax: 954.966.1218
E-mail: fd@theartresource.com



Manufacturer: Creative Arts
Collection: Variety

Ordering Information for Creative Arts
Roger Bargainer
3730 70th Avenue North
Pinellas Park, FL 33781
Phone: 727.525.2066
Fax: 727.525.8689



Manufacturer: The Art Resource
Collection: Variety

Image A

Artist: Erin Clark
Title: #C1482 "Over the Meadow"
Materials: Printed on poster paper, giclee paper or canvas.
Dimensions: 21 ¼" x 26 ¼", 26 ¼" x 32 ¾", 37 ¾" x 44 ½", 33 ¾" x 54 ½"

Image B

Artist: Ren
Title: #R1340 "Solo Floating on Ottawa River"
Dimensions: 12" x 12", 16" x 16", 24" x 24", 30" x 30", 40" x 40", 48" x 48"

Image C

Artist: Ren
Title: #R1343 "Sunset on Ottawa River, Study #2"
Dimensions: 11" x 14", 16" x 20", 24" x 30", 28" x 35", 40" x 50", 48" x 60"

Image D

Artist: Ren
Title: #R1345 "Sunset on Ottawa River, Study #3"
Dimensions: 11" x 14", 16" x 20", 24" x 30", 28" x 35", 48" x 60"

Image E

Artist: Ren
Title: #R1346 "Sunset on Ottawa River, Study #4"
Dimensions: 11" x 14", 16" x 20", 24" x 30", 28" x 35", 48" x 60"

Image F

Artist: Lly Szilagyi
Title: #SIP204 "Take My Lead"
Dimensions: 36" x 24"

Refer to manufacturer for warranty and testing info.

Manufacturer: American Art Resource
Collection: Variety

Image A

Artist: Carl Krabill
Title: "Bluebells in the Devon Woods"
Materials: Acrylic on Canvas
Dimensions: 50" x 30"

Image B

Artist: Chris Nissen,
Title: "Forsythia"
Materials: Oil on Canvas
Dimensions: 44" x 40"

Image C

Artist: Carl Krabill
Title: "Shoreline"
Materials: Acrylic on Canvas
Dimensions: 50" x 30"

Image D

Artist: Junko Ono Rothwell
Title: "North Georgia"
Materials: Oil on Canvas
Dimensions: 90" x 62"

Image E

Artist: W. Cody
Title: "Ripples on Pond"
Materials: Photography on paper or canvas
Dimensions: Up to 60" x 40"

Image F

Artist: Remi Benali
Title: "Surf on Bali Beach"
Materials: Photography on paper or canvas
Dimensions: Up to 60" x 40"

Refer to manufacturer for warranty and testing info.

Manufacturer: American Art Resource
Collection: Variety

Image A

Artist: Unknown Artist
Title: "Flower"
Materials: Photography on paper or canvas
Dimensions: Up to 60" x 40"

Image B

Artist: Unknown Artist
Title: "Flower"
Materials: Photography on paper or canvas
Dimensions: Up to 60" x 40"

Image C

Artist: Simon Jarrat
Title: "Toddler in High Heels"
Materials: Photography on paper or canvas
Dimensions: Up to 60" x 40"

Image D

Artist: Unknown Artist
Title: "Flower"
Materials: Photography on paper or canvas
Dimensions: Up to 60" x 40"

Image E

Artist: Ann Parks
Title: "Splendor"
Materials: Photography on paper or canvas
Dimensions: 40" x 27"



Image F

Artist: Natalie Fobes
Title: "Young Woman Standing Next to Window, Smiling"
Materials: Photography on paper or canvas
Dimensions: Up to 60" x 40"

Refer to manufacturer for warranty and testing info.


Manufacturer: The Art Resource
Collection: Variety

Ordering Information for The Art Resource
Fran Davidman
2533 S. Park Rd.
Hallen Dale Beach, FL 33009
Phone: 1.954.432.9242
Fax: 1.954.966.1218
E-mail: fd@theartresource.com





Manufacturer: American Art Resource
Collection: Variety

Ordering Information for American Art Resource
Kathy Hathorn
3260 SulRoss
Houston TX, 77098
Phone: 1.800.282.0204
Fax: 1.713.527.9676
E-mail: kathy.hathorn@americanartresources.com



Manufacturer: American Art Resource
Collection: Variety

Ordering Information for American Art Resource
Kathy Hathorn
3260 SulRoss
Houston TX, 77098
Phone: 1.800.282.0204
Fax: 1.713.527.9676
E-mail: kathy.hathorn@americanartresources.com



Manufacturer: The Art Resource
Collection: Variety

Image A

Artist: Maeve Harris
Title: Artwork #H1289
Materials: Open edition print
Dimensions: 46"x35"

Image B

Artist: Le Visite Rodriguez
Title: Artwork #R891
Materials: Open edition print
Dimensions: 18"x18"

Image C

Artist: Le Visite Rodriguez
Title: Artwork R892
Materials: Open edition print
Dimensions: 18"x18"

Image D - F

Artist: Kraft
Title: K892, K893, K894 "Watery Grasses 1, 2, 3"
Materials: Prints on demand, printed on poster paper, giclee paper or canvas
Dimensions: 20"x28"

Refer to manufacturer for warranty and testing info.

Manufacturer: The Art Resource
Collection: Variety

Image A

Title: LK122

Image B

Artist: Gretchen Hess
Title: #HG108 "Through the Fields II"
Materials: Print on fine art paper or varnished canvas, canvas can be embellished
Dimensions: 18"x18", 24"x24", 36"x36", 48"x48"

Image C

Artist: Kent Lovelace
Title: LK118 "Issegiac"
Materials: Print on fine art paper or varnished canvas
Dimensions: 18"x18", 24"x24", 36"x36", 48"x48"

Image D

Artist: Kent Lovelace
Title: #LK105 "Arnay Le Duc"
Materials: Print on fine art paper or varnished canvas, canvas can be embellished
Dimensions: 18"x24", 24"x32", 30"x40, 45"x60"

Image E

Artist: Acee
Title: #ACP204 "Wodlands I and II"
Materials: Posters or giclees on canvas
Dimensions: 24"x18"

Image F

Artist: Kent Lovelace
Title: #LK117 "Noyer"
Materials: Print on fine art paper or varnished canvas, canvas can be embellished
Dimensions: 18"x24", 24"x32", 30"x40", 45"x60"

Refer to manufacturer for warranty and testing info.

Manufacturer: American Art Resource
Collection: Variety

Image A

Artist: Dan Mackerman
Title: "Shoreline Study"
Materials: Original oil painting on Canvas
Dimensions: 60"x72"

Image B

Artist: Aleah Koury
Title: "Koi Fest II"
Materials: Limited edition print (paper only, no canvas)
Dimensions: 24"x24"

Image C

Artist: Ed Kellogg
Title: "Last Flair"
Materials: Original oil painting on canvas
Dimensions: 45"x48"

Image D

Artist: Susan Supanich
Title: "Chartreuse Berries"
Materials: Original pastel on paper only
Dimensions: 17"x24"

Image E

Artist: Patricia Wallis
Title: "Soft Green"
Materials: Original pastel on paper only
Dimensions: 30"x22"

Image F

Artist: Michael Defrancesco
Title: "Pastoral I"
Materials: Print on paper only
Dimensions: 18"x18"

Refer to manufacturer for warranty and testing info.

Manufacturer: The Art Resource
Collection: Variety

Ordering Information for The Art Resource

Fran Davidman
2533 S. Park Rd.
Hallendale Beach, FL 33009
Phone: 954.432.9242
Fax: 954.966.1218
E-mail: fd@theartresource.com

Manufacturer: The Art Resource
Collection: Variety



Ordering Information for The Art Resource

Fran Davidman
2533 S. Park Rd.
Hallendale Beach, FL 33009
Phone: 954.432.9242
Fax: 954.966.1218
E-mail: fd@theartresource.com

Manufacturer: American Art Resource
Collection: Variety

Ordering Information for American Art Resource

Kathy Hathorn
3260 Sul Ross
Houston TX, 77098
Phone: 800.282.0204
Fax: 713.527.9676
E-mail: kathy.hathorn@americanartresources.com



Manufacturer: American Art Resource
Collection: Variety

Image A

Artist: Unknown Artist
Title: "Cooks Bay Moorea"
Materials: Photography
Dimensions: Up to approx. 60"x40"

Image B

Artist: Unknown Artist
Title: M1882 "Building"
Materials: Print
Dimensions: 8"x8" poster print or up to 30"x30" giclee or canvas print.

Image C

Artist: Mike Grandmaison
Title: "Autumn Color Reflected in Rushing Water."
Materials: Photography
Dimensions: Up to approx. 60"x40"

Image D

Artist: Jonathan Safir
Title: "Orange Orchids"
Materials: Photography
Dimensions: Up to approx. 60"x40"

Image E

Artist: Cindy Kassab
Title: "Fall Foliage Along a River"
Materials: Photography
Dimensions: Up to approx. 60"x40"

Image F

Artist: Jorma Jamsen
Title: "Small Waterfall"
Materials: Photography
Dimensions: Up to approx. 60"x40"

Refer to manufacturer for warranty and testing info.

Manufacturer: American Art Resource
Collection: Variety

Image A

Artist: Craig Tuttle
Title: "Vine Maple Leaves"
Dimensions: Up to 70"x70" on paper or canvas

Image B

Artist: Julia Smith
Title: "Three Boys"
Dimensions: Up to 50"x50" on paper or canvas

Image C

Artist: Kevin Fleming
Title: "Berries on Birch Bark"
Dimensions: Up to 75"x50" on paper or canvas

Image D

Artist: Michael Sedam
Title: "Fall Maple Leaves"
Dimensions: Up to 75"x60" on paper or canvas

Image E

Artist: Craig Tuttle
Title: "Water Dripping from Maple Leaf"
Dimensions: Up to 90"x60" on paper or canvas

Image F

Artist: Martin Baraud
Title: "Family of Four by the Edge of Swimming Pool"
Dimensions: Up to 60"x60" on paper or canvas

Refer to manufacturer for warranty and testing info.

Manufacturer: The Art Resource
Collection: Sea Glass

Image A

Artist: Pearson
Title: #P1075 "Sea Glass"
Materials: Printed on demand, poster paper, giclee paper or canvas
Dimensions: 10"x10", 24"x24", 30"x30", 40"x40", 48"x48"

Image B

Artist: Pearson
Title: #P1076 "Sea Glass"

Image C

Artist: Pearson
Title: #P1077 "Spanish Sea Glass"
Dimensions: 10"x10", 24"x24", 30"x30", 40"x40", 48"x48"

Image D

Artist: Pearson
Title: #P1081 "Sea Glass – Softy Rounded"
Dimensions: 12"x12", 16"x16", 24"x24", 30"x30", 40"x40", 48"x48"

Image E

Artist: Pearson
Title: #P1074 "Sea Glass"
Dimensions: 10"x10", 24"x24", 30"x30", 40"x40", 48"x48"

Refer to manufacturer for warranty and testing info.


Manufacturer: American Art Resource
Collection: Variety

Ordering Information for American Art Resource
Kathy Hathorn
3260 SulRoss
Houston TX, 77098
Phone: 800.282.0204
Fax: 713.527.9676
E-mail: kathy.hathorn@americanartresources.com




Manufacturer: American Art Resource
Collection: Variety

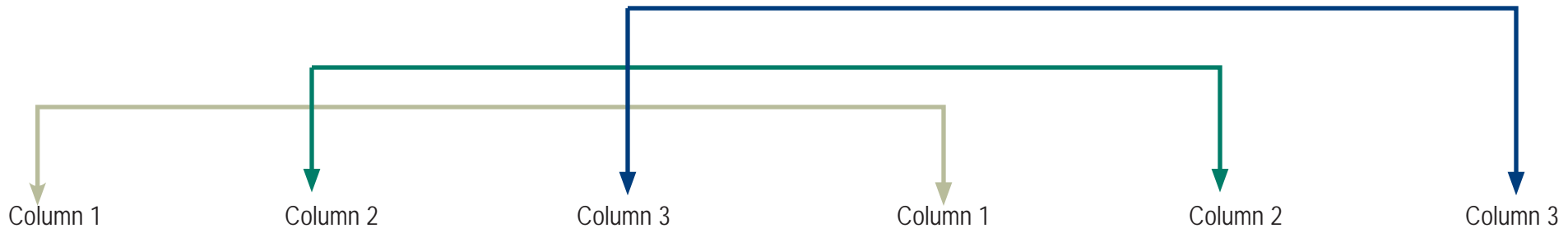
Ordering Information for American Art Resource
Kathy Hathorn
3260 SulRoss
Houston TX, 77098
Phone: 800.282.0204
Fax: 713.527.9676
E-mail: kathy.hathorn@americanartresources.com



Manufacturer: The Art Resource
Collection: Sea Glass

Ordering Information for The Art Resource
Fran Davidman
2533 S. Park Rd.
Hallen Dale Beach, FL 33009
Phone: 954.432.9242
Fax: 954.966.1218
E-mail: fd@theartresource.com





Manufacturer:
Collection:
Image A
Spec Info.
Stainability Info.

Image B
Spec Info.
Stainability Info.

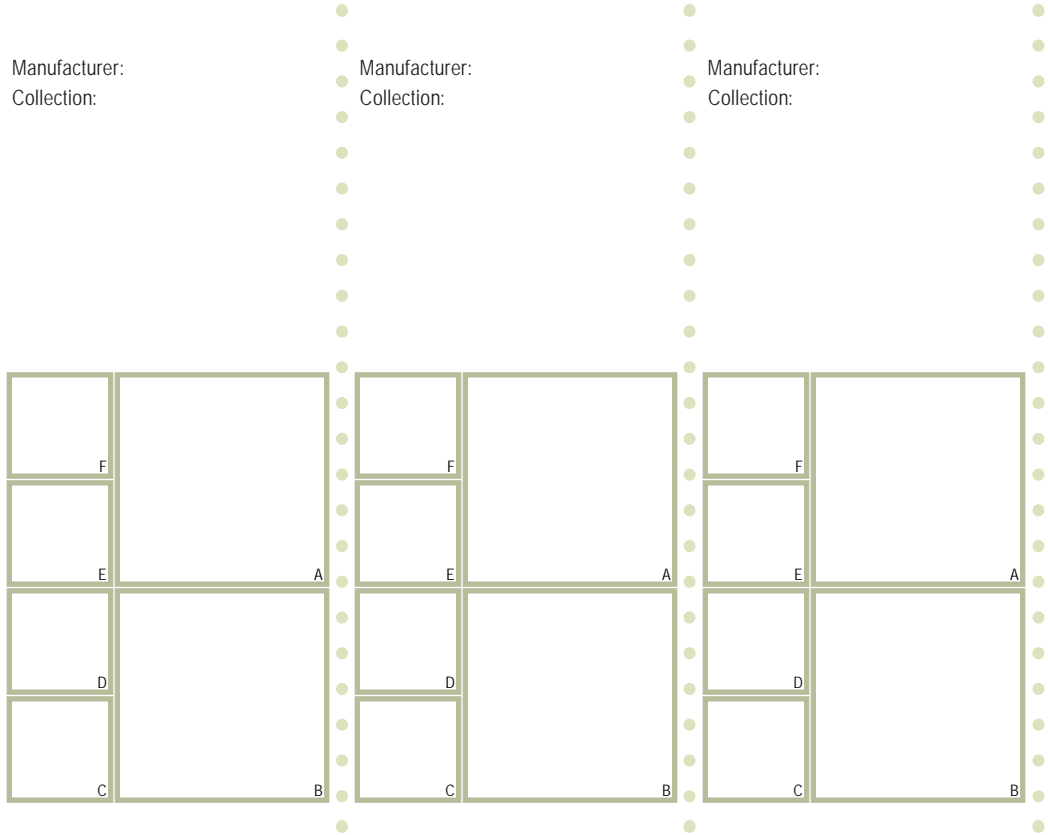
Image C
Spec Info.
Stainability Info.

Image D
Spec Info.
Stainability Info.

Image E
Spec Info.
Stainability Info.

Image F
Spec Info.
Stainability Info.

Refer to manufacturer for warranty and testing info.



Sub-category:
Category:

Category:
Sub-category:



Water Features

Waste Cans

Magazine Racks & Chart Holders

ACCESSORIES

- Manufacturer: Peter Pepper Products
- Collection: 4001H, 4006H, 4031H, 4091, 13115H
- **Image A**
- Model #: 4001H
- Dimensions: 12 3/4" w x 14" h x 2" d
- Front panel color Available in any PPP color
- **Image B**
- Model #: 4013H
- Dimensions: 16" w x 12 1/2" h x 2 3/4" d
- Nominal Pocket ID: 15 3/4" w x 12 1/2" h x 1 3/4" d
- **Image C**
- Model #: 4091
- Dimensions: 14" w x 14 1/8" h x 4" d
- Nominal Pocket ID: 13 3/8" w x 9 1/4" h x 2 1/4" d
- Front Retainer: Pivoting steel
- **Image D**
- Model #: 4013115H
- Dimensions: 13 3/4" w x 11" h x 1 1/2" d
- Nominal Pocket ID: 13" w x 10 1/2" h x 1 1/4" d
- Front Retainer Height: 10" h
- **Image E**
- Model #: 4006H
- Dimensions: 12 1/2" w x 15 1/2" h x 2" d
- Front Panel Style: Squares
- Front Retainer: 10" h

● Refer to manufacturer for warranty, testing and sustainability info.

- Manufacturer: Peter Pepper Products
- Collection: MR-Z, MR-8, MR-12
- **Image A**
- Model #: MR-Z
- Dimensions: 14" w x 57" h x 12" d
- Frame: Natural anodized aluminum extrusion
- Acrylic Pocket: 8 1/2" w x 11 5/8" h x 3/16" thick
- Retainer Lip: 1 1/8" h
- **Image B**
- Model #: MR-8
- Dimensions: 23" w x 63" h x 20" d
- Frame Finish: Natural anodized aluminum extrusion
- Shelf: Acrylic open shelf 3/16" thick, 1 3/8" deep
- Casters: Base includes 2" locking casters
- **Image C**
- Model #: MR-12
- Dimensions: 30" w x 63" h x 20" d
- Frame Finish: Natural anodized aluminum extrusion
- Shelf: Acrylic open shelf 3/16" thick, 1 3/8" deep
- Casters: Base includes 2" locking casters

● Refer to manufacturer for warranty, testing and sustainability info.

- Manufacturer: Peter Pepper Products
- Collection: 4031, 4004, 4013, 4052, 4081
- **Image A**
- Model #: 4081
- Dimensions: 12 3/4" w x 14" h x 2 1/2" d
- Back Panel Finish: Available in any wood finish
- Pocket Color: Available in any PPP color
- Nominal Pocket ID: 12-3/4" w x 9" h x 2" d
- **Image B**
- Model #: 4052
- Dimensions: 11 1/2" w x 36" h x 3 1/2" d
- Pockets: (2) Side-loading, (1) Top-loading
- Clear Acrylic Front Retainer: 1/4" thick
- **Image C**
- Model #: 4004
- Dimensions: 12 3/4" w x 52" h x 2" d
- Front Panel: 10" w x 7 1/4" h
- Front Panel Style: Slots, holes, squares
- **Image D**
- Model #: 4013
- Dimensions: 15 1/2" w x 45" h x 4" d
- Textured Steel Back Color: Any PPP color
- Wood Edge: Radius
- **Image E**
- Model #: 4031
- Dimensions: 16" w x 12 1/2" h x 2 3/4" d
- Back Panel Color: Any textured PPP color
- Retainer Finish: Available in any wood finish

● Refer to manufacturer for warranty, testing and sustainability info.

Guiding Principles:

Water Features

- Component Hardware Group (CHG), a leading manufacturer and distributor of plumbing and specialty hardware components to the healthcare industry announced in November, 2007 that ACCENTS IN WATER, a division of Kloppenburg Manufacturing based in Englewood, Colorado is utilizing CHG'S SANIGUARD (registered trademark)® antimicrobial treatment to stay ahead of the competition by keeping their customized water features free of bacteria, mold and viruses.
- Signature indoor waterfalls and other fountains created by ACCENTS IN WATER have been shown to promote a healthy working environment by harnessing the soothing and air-purifying benefits of water. With safe water being a key area of concern, particularly in healthcare and medical treatment facility settings due to the high incidence of medical treatment facility acquired infections (HAISs), various tests were conducted to support the company's healthful claims.
- SANIGUARD is a proven, cost-effective, inorganic antimicrobial treatment that utilizes a silver ion-based technology to retard the growth of bacteria, molds and some viruses on treated surfaces such as tanks, faucet handles, door knobs, flush handles and other touch points for the life of the product. The proprietary coating is currently the only antimicrobial treatment to meet the National Sanitation Foundation (NSF) Protocol P345 for antimicrobial efficacy.
- According to studies conducted by Dr. Mark Hernandez, PhD, P.E., of the University of Colorado, School of Engineering, the water reservoir at the base of ACCENTS IN WATER.
- Products, when coated with SANIGUARD antimicrobial treatment and used in conjunction.
- With ACCENTS IN WATER UV light sterilization technology, remained free of bacteria, molds and viruses.

Guiding Principles:

Water Features



Guiding Principles:

Water Features



Manufacturer: Peter Pepper Products
Collection: Model 282, 662, 1093, 1037

Image A

Collection: Model 282
Dimensions: 10" dia. x 24" h
Overall Height: 24"
Use: Indoor

Image B

Collection: Model 662
Dimensions: 10" dia. x 15" h
Use: Indoor

Image C

Collection: Model 1093
Dimensions: 18" dia. x 32" h
Capacity: 35 Gallons
Use: Indoor/Outdoor

Image D

Collection: Model
Dimensions: 36" w x 32" h x 16" d
Capacity: 80 Gallons
Use: Indoor/Outdoor

Refer to manufacturer for warranty, testing and sustainability info.

Manufacturer: Magnuson Group
Collection: Basic-Eco, Drac, Acropolis,
Pandora

Image A

Collection: Basic-Eco
Dimensions: 14.75"x25"
Capacity: 6.86 gal., 2.91 gal., 2.91 gal
Overall Height: 25-9/16"
Use: Indoor/Outdoor

Image B

Collection: Drac
Dimensions: 16"x33"
Capacity: 12.9 gal.
Use: Indoor/Outdoor

Image C

Collection: Pandora
Dimensions: 11"-19" x 8"-11"x13"-34"
Capacity: 10.6 gal., 15.9 gal., 30 gal.
Use: Indoor/Outdoor

Image D

Collection: Acropolis
Dimensions: 6"-10" dia. x 9"-25" h
Capacity: 10.6 gal., 15.9 gal., 30 gal.
Use: Indoor/Outdoor

Refer to manufacturer for warranty, testing and sustainability info.

Manufacturer: Forms and Surfaces
Collection: Triad, Universal, and Transit
Receptacles

Image A

Collection: Triad Receptacle
Dimensions: 32"h x 18"w per side x 15.5"d
Capacity: 16 gal.
Use: Indoor

Image B

Collection: Universal Receptacles
Dimensions: Varies
Capacity: Varies
Use: Indoor/Outdoor

Image C

Collection: Transit Receptacle
Dimensions: 36.2"h x 40.73"w x 19.3"d
Capacity: 3x20 gal. (60 gal. total)
Use: Indoor/Outdoor

Image D

Collection: Square Litter Receptacle
Dimensions: (26gal.) 18.38" each side x 32"h
Dimensions: (36gal.) 21.88" each side x 32.75"h
Capacity: 24 & 36 gal.
Use: Indoor

Image E

Collection: Universal Family - Bottle & Can Recycler
Dimensions: (26gal.) 19.25" dia. x 41.50"h

Image F

Collection: Universal Family - Litter Receptacle
Dimensions: (36gal.) 23" dia. x 42.50"

Refer to manufacturer for warranty, testing and sustainability info.

Manufacturer: Peter Pepper Products
Collection: Model 282, 662, 1093, 1037



A

B

Manufacturer: Magnuson Group
Collection: Basic-Eco, Drac, Acropolis, Pandora



A

B

Manufacturer: Forms and Surfaces
Collection: Triad, Universal, and Transit Receptacles



F

E

A

D

C

B

ACCESSORIES

- Manufacturer: Peter Pepper Products
- Collection: 4001H, 4006H, 4031H, 4091, 13115H
- **Image A**
- Model #: 4001H
- Dimensions: 12 3/4" w x 14" h x 2" d
- Front panel color Available in any PPP color
- **Image B**
- Model #: 4013H
- Dimensions: 16" w x 12 1/2" h x 2 3/4" d
- Nominal Pocket ID: 15 3/4" w x 12 1/2" h x 1 3/4" d
- **Image C**
- Model #: 4091
- Dimensions: 14" w x 14 1/8" h x 4" d
- Nominal Pocket ID: 13 3/8" w x 9 1/4" h x 2 1/4" d
- Front Retainer: Pivoting steel
- **Image D**
- Model #: 4013115H
- Dimensions: 13 3/4" w x 11" h x 1 1/2" d
- Nominal Pocket ID: 13" w x 10 1/2" h x 1 1/4" d
- Front Retainer Height: 10" h
- **Image E**
- Model #: 4006H
- Dimensions: 12 1/2" w x 15 1/2" h x 2" d
- Front Panel Style: Squares
- Front Retainer: 10" h

● Refer to manufacturer for warranty, testing and sustainability info.

- Manufacturer: Peter Pepper Products
- Collection: MR-Z, MR-8, MR-12
- **Image A**
- Model #: MR-Z
- Dimensions: 14" w x 57" h x 12" d
- Frame: Natural anodized aluminum extrusion
- Acrylic Pocket: 8 1/2" w x 11 5/8" h x 3/16" thick
- Retainer Lip: 1 1/8" h
- **Image B**
- Model #: MR-8
- Dimensions: 23" w x 63" h x 20" d
- Frame Finish: Natural anodized aluminum extrusion
- Shelf: Acrylic open shelf 3/16" thick, 1 3/8" deep
- Casters: Base includes 2" locking casters
- **Image C**
- Model #: MR-12
- Dimensions: 30" w x 63" h x 20" d
- Frame Finish: Natural anodized aluminum extrusion
- Shelf: Acrylic open shelf 3/16" thick, 1 3/8" deep
- Casters: Base includes 2" locking casters

● Refer to manufacturer for warranty, testing and sustainability info.

- Manufacturer: Peter Pepper Products
- Collection: 4031, 4004, 4013, 4052, 4081
- **Image A**
- Model #: 4081
- Dimensions: 12 3/4" w x 14" h x 2 1/2" d
- Back Panel Finish: Available in any wood finish
- Pocket Color: Available in any PPP color
- Nominal Pocket ID: 12-3/4" w x 9" h x 2" d
- **Image B**
- Model #: 4052
- Dimensions: 11 1/2" w x 36" h x 3 1/2" d
- Pockets: (2) Side-loading, (1) Top-loading
- Clear Acrylic Front Retainer: 1/4" thick
- **Image C**
- Model #: 4004
- Dimensions: 12 3/4" w x 52" h x 2" d
- Front Panel: 10" w x 7 1/4" h
- Front Panel Style: Slots, holes, squares
- **Image D**
- Model #: 4013
- Dimensions: 15 1/2" w x 45" h x 4" d
- Textured Steel Back Color: Any PPP color
- Wood Edge: Radius
- **Image E**
- Model #: 4031
- Dimensions: 16" w x 12 1/2" h x 2 3/4" d
- Back Panel Color: Any textured PPP color
- Retainer Finish: Available in any wood finish

● Refer to manufacturer for warranty, testing and sustainability info.


Manufacturer: Peter Pepper Products
Collection: 4001H, 4006H, 4031H,
4091, 13115H




Manufacturer: Peter Pepper Products
Collection: MR-Z, MR-8, MR-12



Manufacturer: Peter Pepper Products
Collection: 4031, 4004, 4013, 4052,
4081



ACCESSORIES



Glossary

Resource Listing

Photographers Credits

ADA - The Americans with Disabilities Act is civil rights legislation that was first signed into law in July 1990. The guidelines supporting the law were issued in July 1991 by the Architectural Transportation Barriers Compliance Board (ATBCB). The intent of the law is to broadly protect the civil rights of disabled individuals and prohibit discrimination in employment and access to goods and services.

ADAAG - Americans with Disabilities Act Accessibility Guidelines

ANSI - American National Standards Institute

Ashlar Laid Carpet Tile - Tiles laid in an ashlar installation are laid so that the front and back tile joints are offset.

ASTM - American Society of Testing and Materials

Beck Dyed - The beck dye process is a method of batch dyeing carpet. This process is used for solid color carpets and carpets that use yarns of different dyeabilities. Beck dyeing achieves excellent color uniformity throughout the carpet.

BIFMA Standards - Business and Institutional Furniture Manufacturer's Association

Braille - A writing system for vision-impaired or sightless people, consisting of patterns of raised dots that are read by touch.

Brick Laid Carpet Tile - Brick installations offset the side joints of the tiles.

Cal 133 Fire Protection - The CAL 133 test is designed to evaluate the resistance of seating furniture for use in public occupancies to open-flame ignition.

California CHPS - CHPS (California High Performance Schools) oversees the nation's first green building rating program especially designed for K-12 schools.

Carpet Density - Carpet Density is determined by how close together the strands of the carpet fiber are at the base of the carpet; the closer the strands, the more dense the carpet.

Carpet Pile Height - Also known as the nap, pile height is the length of the tuft measured from the primary backing to the yarn tips. Usually shorter pile heights are more durable than longer pile heights.

Ceiling Attenuation Class (CAC) - A measure for rating the performance of a ceiling system as a barrier to airborne sound transmission through a common plenum between adjacent closed spaces such as offices. A ceiling system with a CAC < 25 is consider low performance, whereas one with CAC > 35 is high performance.

Ceiling System Grid - A suspended grid from the above structure that holds the ceiling tiles in place and creates a ceiling plane. This system allows for more flexibility then a drywall ceiling.

CID - COMPREHENSIVE INTERIOR DESIGN: Furniture-related package, funded with OMA, O&M or Initial Outfitting dollars. A submittal with furniture illustrations, fabric & finish samples, footprint plans, furniture and artwork/accessories ordering information. Purchased by the MEDCOM installation and not the construction contractor. CID packages are not referenced in the construction/contract documents.

COM - Customers Own Material. Customer can provide their own material not provided by manufacturer, i.e. upholstery. Typically used when ordering upholstery that is not graded into a seating line.

Continuous Dyed Carpet - A method of continuously dyeing carpet. In commercial carpet, printing is the most popular method of continuous ng.

Cradle to Cradle GREENGUARD™ certified - Cradle-to-cradle is a certification system, established by architect William McDonough, which evaluates products by measuring positive impacts on the environment, human health, and social equity. Products should be designed so that when they are no longer useful, they provide fuel for new products or natural cycles, eliminating waste.

Crypton - A proprietary finish that can be applied to many fabrics that increases it's durability and maintainability. It is used as a moisture barrier and the topical treatment assists in stain resistance.

Double Rubs - A testing method that determines the maximum number of rubs a fabric can withstand before exposing the foam below.

Evidence Based Design - The process of making decisions based on the best information available from research and project evaluations.

FAR - FEDERAL ACQUISITION REGULATIONS (FAR): The laws outlining how the government buys products and services. The FAR is the primary document of the Federal Acquisition Regulations System.

Fire Retardant - A chemical that can be applied to materials to make them resistant to fire.

Footcandle - A common unit of measurement used to calculate adequate lighting levels in buildings and outdoor spaces. It is defined as the amount of illumination the inside surface of an imaginary 1-foot radius sphere would be receiving if there were a uniform point source of one candela in the exact center of the sphere.

Gore Tex - A proprietary material applied to upholstery that is waterproof and breathable. It is used as a moisture barrier and the topical treatment assists in stain resistance.

Grout - A construction material used to fill and seal joints between wall and floor tiles. It is available in a variety of colors and is generally composed of a mixture of water, cement, sand and sometimes fine gravel.

GSA - GENERAL SERVICES ADMINISTRATION (GSA) consists of the Federal Technology Service (FTS), the Federal Supply Service (FSS), the Public Buildings Service (PBS), and various Staff Offices, including the Office of Government-wide Policy (OGP). GSA is also the premiere federal acquisition and procurement force offering equipment, supplies, telecommunications, and integrated information technology solutions to customer agencies. GSA's mission is to "help federal agencies better serve the public by offering, at best value, superior workplaces, expert solutions,

IDG - Interior Design Guide - An interior design standard developed to be used in all Air Force Medical facilities.

● JSN - JOINT SCHEDULE NUMBERS or the National Stock Numbers are used to identify furniture and equipment items planned for a project, providing a uniform basis upon which the Medical Services can identify items of construction and material, and fix logistical and financial responsibility in an identical manner. These numbers consist of an alpha number followed by four additional numerals. The JSNs are listed in the Military Standard (MIL-STD) 1691F.

● Lamps - A lamp is the light source in a lighting fixture. It is also another term for light bulbs.

● Laminates - A material constructed by uniting two or more layers of material together. Laminates are typically used in areas where solid surface is not needed.

● LEED (Leadership in Energy and Environmental Design®) - A green building rating system that was developed by the U.S. Green Building Council in 2000 through a consensus based process. LEED is a tool for buildings of all types and size. LEED certification offers third party validation of a project's environmental features and verifies that the building is operating exactly the way it was designed to.

● Linoleum - A surfacing material composed of a solidified mixture of linseed oil, pine rosin, fossil or other resins or rosins, or an equivalent oxidized oleoresinous binder, ground cork, wood flour, mineral fillers, and pigments bonded to a burlap, jute or other suitable backing.



LOG CAT - CATEGORY OF LOGISTICAL RESPONSIBILITY or LOG CAT identifies the activity responsible for acquisition and installation of furniture and equipment, and the types of funds used.

LOG CAT A Contractor furnished and installed from construction funds (Construction Appropriations/Medical Construction Appropriations).

LOG CAT B Government furnished from using service operating funds other than construction and installed by contractor from construction funds (Construction Appropriations/Medical Construction Appropriations).

LOG CAT C Government furnished and installed from existing assets or from funds other than construction.

LOG CAT D Other. Leased or rented equipment, or that obtained under special conditions as indicated. Fund source will be other than Construction Appropriation/Medical Construction Appropriations.

LOG CAT E Government furnished and contractor installed from Construction Appropriation/Medical Construction Appropriations funds. (Procurement may be delayed until the latest date feasible that will not interfere with project completion. This will provide the latest model of equipment at the time it is needed.)

LOG CAT F Government furnished and Government (vendor) installed from Construction Appropriation/Medical Construction Appropriations funds. (Procurement may be delayed until the latest date feasible that will not interfere with project completion. This will provide the latest model of equipment at the time it is 3 needed.)

LOG CAT G Government furnished and installed equipment requiring special funding (not MILCON or project specific OM or OP dollars) and may require other justification and approvals.

Moisture Barriers - An option for fabrics and carpets to prevent moisture and liquids from penetrating through the material. It is most often used in medical applications.

Monolithic Laid Carpet Tile - Monolithic installation requires that each tile be laid in the same direction to create the appearance of a uniform, whole floor covering.

Noise Reduction Coefficient (NRC) - A measure for rating the overall sound absorption performance of a material when used in an enclosed architectural space such as an office, where sound is being reflected at many angles of incidence. Specifically, it is the 4 frequency averaged absorption coefficients @ 250, 500, 1000 and 2000 Hz, rounded to the nearest 0.05. A material with NRC < 0.50 is a poor absorber, and NRC > .80 is a very good absorber.

Non-Directional Laid Carpet Tile - Non-directional installation allows the product to be installed without regard to direction or orientation

Nylon Carpet Fiber - Nylon is available in two types, type 6 and type 6:6. Type 6:6 is preferred. It is available in solution dyed form and also a space dyed or piece dyed form. See glossary for further definitions of dyeing options.

Pellicle™ Tuxedo - Pellicle®, a transparent, textural material, allows for ventilation.

Piece Dye Carpet - Piece dye is a method in which tufted carpet is dyed.

Pneumatic - Moved or worked by air pressure

Quarter Turn Carpet Tile - Quarter-turn products are designed to be turned 90 degrees (or one "quarter" of a complete "turn") during installation so that each tile in a pattern points in a different direction than the tile next to it.

Resilient Flooring - Flooring capable of withstanding shock without permanent deformation that recovers and adjusts easily.

Resins - A synthetic product that allows for a variety of designs, shapes and applications.

SCS Indoor Advantage™ Certification - The Indoor Advantage™ certification program applies to any non-flooring product generally used within an enclosed indoor environment such as wall coverings, systems furniture, casework, and insulation.

SID - STRUCTURAL INTERIOR DESIGN (SID): Building related finishes, funded with MCA or MILCON dollars; Building materials and finishes are purchased and installed by the General Contractor; a submittal with samples of proposed building materials specified on a particular project. SID packages & binders are not referenced in the construction/contract documents.

Sign Location Plan - An architectural floor plan which includes special graphic markers identifying all installation points for each type of sign.

Sign Message Schedule - A compiled listing of all graphics to be displayed on each sign at each sign installation location.

Solar Shading - The use of shades or other materials to decrease the impact of the sun on an area or building. Solar shades help contribute to LEED credits, are available as blackout shades, and come in a variety of openness.

Solid Surface Materials - A solid material is used in areas that are exposed to high use, strong liquids or areas that require increased durability. This material can be either acrylic or polyester based.

“Solution Dyed - During the nylon manufacturing process, pigment is added to the molten polymer from which the filaments are made. The fiber is extruded in colored form. Because this process occurs during the making of nylon, the palette is chosen by the manufacturer. Different yarn processing of solution dyed nylon can provide distinctive aesthetics or color separation in a carpet.

Space Dyed Yarn - Space dyeing refers to a method of dyeing yarn with multiple colors printed on each strand. The majority of space dye is done using the knit-de-knit process or the continuous dye process. Carpets that utilize space dyed yarns provide a random pattern look with excellent soil hiding capabilities

Starphire Glass™ - Starphire Glass™ registered trademark of PPG is a special order glass that is clearer than regular glass. Regular glass has a slight green tint that is noticeable when looking through the edge of the glass. This tint is even more noticeable on thicker, heavy glass. Starphire has less color but is a special order item and does cost more.

Symbology - The practice of using icons to convey information or represent specific locations along a travel pathway.

Tactile Characters - Raised graphics capable of being perceived by the sense of touch.

Terrazzo - A type of mosaic flooring made by embedding small pieces of marble, granite, glass or onyx in freshly placed mortar. The surface is usually hardened, ground, and polished.

UFAS - Uniform Federal Accessibility Standards

UFC 4-510-01 - UNIFIED FACILITIES CRITERIA (UFC) 4-510-01(also known as the MIL HNDBK 1191) provides mandatory design and construction criteria for facilities in the Department of Defense (DoD) Medical Military Construction Program.

● TriFlex™ Polymer Back - A proprietary chair back used on the Herman Miller Mirra chair that provides flexible and continuous support while also providing airflow. It is available with and without upholstery.

● Vinyl Plank Flooring - Vinyl flooring that is not a continuous sheet but planks. Planks are similar to tile as there will be many more seams than sheet vinyl products. These planks allow for easy installation and maintenance as well as adding interest and creativity to a floor.

● VOC - Volatile Organic Compounds. Organic chemical compounds that have high enough vapor pressures under normal conditions to significantly vaporize and enter the atmosphere. VOC's are generated by photocopiers, carpets, furnishings, paints, varnishes, chemicals, etc. One example irritant is formaldehyde which is present in hundreds of office components, including wood and laminated furniture, shelving, and wall coverings.

● VOC- Free Manufacturing - The Clean Air Act of 1990 is designed to limit the use of chemicals that contain volatile organic compounds (VOC).

● Watts - A unit of power that measures the rate of energy use by a lighting fixture.

● Wayfinding - A term used to describe all of the ways in which people orient themselves in physical space and navigate from place to place. Wayfinding is used in the context of architecture to refer to the user experience of orientation and choosing a path within the built environment, and it also refers to the set of architectural and/or design elements that aid orientation.

● Welt - A strip of fabric sewn between the two sides of a cushion to give it more depth.

● Wood Veneers - Wood veneers are thin slices of wood, usually thinner than 3 mm (1/8 inch), that are typically glued onto core panels (typically, wood, particle board or medium density fiberboard) to produce flat panels such as doors, tops and panels for cabinets, parquet floors and parts of furniture.

SID/CID

The current strategy for CID Items (Furniture/Artwork/Signage) for newly constructed/renovated medical facilities will be purchased using an 8a Supply Contractor who is able to provide turnkey services. The 8a Contractor will then work with the Initial Outfitting Directorate to coordinate requirements with the construction schedule. This will ensure "Just In Time Delivery". At present, these contracts will be centrally procured by the Health Facilities Division on behalf of the Medical Facility. In the future, when contracting vehicles are in place, the contracting may be decentralized and turned over to the Medical Facilities.

Structural Interior Design (SID) includes selection and sampling of building related finishes; submittals with samples of proposed building materials for a particular project; and materials and finishes to be purchased and installed. The development of SID is within the design portion of the contract whether the project is a D/B/B or D/B. SID is typically part of the construction project's scope. However, SID may also include O&M funded furniture systems workstations.

The selection and illustration of furniture fixtures and equipment (or CID) necessary to complete the interior includes furniture illustrations, fabric and finish samples, plans, and ordering information. Plans and purchase order information for furniture systems may be included if they are not included in the SID. CID planning/design is not always included in the design portion of the contract (especially true for D/B), so if these services are required ensure the contracting officer includes them in the request for services.

Medical MILCON

MILCON project is typically construction projects for new square footage exceeding \$750 thousand; but may include major renovations of facilities. MILCON work is sourced through the President's Budget and planned through the Program Objectives Memorandum which is set five years out. This is not to be confused with renovation work which can total several million dollars, but does not add to the footprint or area of a facility. MILCON projects are especially sensitive because they are defined by public law, approved by Congress, and managed through TMA.

Unspecified Minor MILCONs (UMC) have a limit set by US Code (currently \$2M) and is meant to satisfy short-notice requirements of Urgent or Exigent (you may hear the term P-341 projects.) If the project corrects an urgent health or safety problem it can be increased to \$3M.

In a traditional D/B/B MILCON project the both SID and CID are included in the scope of the A/E's design services contract. In this case, the SID portion of the work will become part of the construction contract when it's awarded to a General Contractor. However, the CID portion of the design is NOT executed with MILCON funds.

The Design-Build (D/B) project can include in the scope of its contract for the Contractor to develop a Furniture, Fixtures and Equipment (FFE) package. In this case, the Customer provides a list of requirements to assist the Contractor's Interior Designer and a package is developed, including equipment floor plans to verify the fit within the design. Procurement and installation of the all moveable furnishings designed either in the base bid (or option if executed) would be purchased and installed by the D/B Contractor. The furniture selected and specified should have a current GSA contract or be from UNICOR.

SRM

The Sustainment, Restoration and Modernization (SRM) program improves return on investment of DoD facilities. SRM refers to operation, maintenance, repair, and construction to facilities & infrastructure - funded through Operations & Maintenance (O&M). Defense Health Program (DHP) funding requests are distinct from other DoD requests which are based on a Plant Replacement Value (PRV) investment formula. MAJCOM provides O&M funds installations for day-to-day operations; but, at end of FY, funds not spent disappear. O&M funds have been used for renovations and to purchase furniture. In 2004, Air Force Civil Engineer Support Agency (AFCESA) assumed responsibility for design and construction of SRM programs from AFCEE. They retain project managers and subject matter experts in typical engineering disciplines, as well as fire engineering; HVAC; and AT/FP to help manage/execute SRM projects.

In brief, sustainment maintains, restoration improves back to current standards, and modernization improves facilities to new standards.

Sustainment maintains current condition, including scheduled maintenance/repair; but, does not improve condition or readiness. Its scope can include minor repairs, preventative maintenance, emergency response, refinishing walls, HVAC repair & replacement, as well as replacement of roofs, and carpet.

Restoration typically refers to repair and replacement work restoring old facilities or those damaged by accidents, natural disaster or fire.

Modernization involves altering facilities to implement new or higher standards, regulatory changes or accommodate new functions.

O&M funds apply not only to SRM, but also DoD operations and training programs to include military contingency ops and increased installation protection from new threats. Thus, funds could be shifted to these higher priority demands.

MATOC

In 2004, Air Force Health Facilities Division selected Fort Worth District to provide contracting support to AFMS on non-MILCON Medical SRM projects supporting Sustainment, Restoration and Modernization (SRM) through a Multiple Award Task Order Contract (MATOC). Projects include detailed repair, minor construction, hospitals R&M, clinics, administrative buildings, warehouses, vet clinics, and ancillary facilities which range in scope and complexity valued anywhere from \$300,000 to \$50M.

The IDIQ contract includes several Contractors, and task orders are placed by Fort Worth District for delivery methods such as Design-Build (DB), Design-Bid-Build (DBB), and Site-Adapt (SA). The program also includes 8(a) Contractors in a similar arrangement expect task orders are up to \$5M. Invitations for bid are issued with sufficient level of design for competitive lump-sum price bids which includes technical proposals in a separate package for "best value" determination.

Projects are performance based (or guide specifications), and design on task orders is incidental to construction. The project's scope of work is developed mainly by the Government prior to invitation; however, task orders require the awarded MATOC Contractor provide complete designs and construction services either as a DB or SA arrangement.

Facility Managers at MTFs are responsible for coordinating/submitting Work Requests (DA-4283 or AF-332) to BCE for endorsement; and, as required, MEDCOM/AFMS coordinates DD 1391s through appropriate channels to obtain approvals.

Initial Outfitting

Initial outfitting, of a MILCON facility construction project, is financed as either expense or investment based on the general criteria of the equipment. Collateral equipment and furnishings that are movable and are not installed as an integral part of the facility, are not considered construction costs; but considered an expense instead of investment. Typically initial outfitting will include items of equipment that are movable in nature and not affixed as an integral part of a facility.

Initial Outfitting is not intended to provide funding to outfit the facility in its entirety. Typically, the facility will reuse a good portion of its FF&E as well as larger medical equipment which still has significant years of life. Medical Groups continue with renewal programs even when anticipating a new (or newly renovated facility) which can be planned into transition. Initial Outfitting provides financial assistance to activities impacted by medical military construction projects. These funds are available only for MILCON and an Operation & Maintenance Defense-funded renewal projects, and are released based on the scope of the project (usually a % of the Program Amount). Equipment/furniture purchases must be budgeted and funded from O&M funding. Initial Outfitting requirements are chargeable to OMD (Operations and Maintenance, Defense) funds and OPD (Other Procurement, Defense) funds.

Initial Outfitting is executed through the development directorate using various contracting vehicles to fulfill the requirements.

IMMSS Contract

Integrated Modular Medical Support Systems – is a 5-year contract negotiated with Herman Miller for Healthcare, through the Huntsville Center's Medical Repair and Renewal Program (USACE), for Army Medical Department, allowing the Army to purchase deeply discounted integrated facility solutions such as interior

furnishings or related services for military health care facilities. The IMMSS contract (W91DY-05-D-0005) is a 5-year/\$50 million Indefinite Delivery/ Indefinite Quantity (IDIQ) contract that provides 10 contract line items (CLINs) including workplan design services, systems product, installation, warehousing and associated services.

The contract can fulfill requirements for clinical, administrative, pharmacy and lab system, nurse station and material handling, from multi-occupancy admin offices to clinical need areas. IMMSS can complement construction and renovation projects and is beneficial when used in conjunction with a renewal, restoration, or modernization project. All product pricing has already been negotiated and determined, and transportation CONUS is included in that price. Only other line items (associated services and transportation OCONUS) need to be determined. These support services can include, Clinical and functional analysis, Design, Warehousing Services and Extended Installation.

Equipment provided under IMMSS is typically considered "personal property" and not "real property" In concert with MILCON or Capital Investment projects it can be expected IMMSS can be procured with Initial Outfitting funds or transition funds.

Typically, the Huntsville Center does not process a task order for less than \$2,500, because facilities can generally purchase items under this amount on its government credit card.

However, small packages can be combined under a single delivery order, which can also alleviate any dilemma of splitting requirements.



Simplified Acquisitions

Simplified acquisitions are typically small-dollar buys, but can be as high as \$5 million. Typically simplified acquisitions \$2,500 to \$100,000 are reserved for small businesses, as long as two competitive offers from small companies is obtained.

Simplified acquisitions don't adhere to a set contract buying process, as they can be through cash, purchase orders, blanket purchase agreements or Government Purchase Card.

1. Purchase Orders (SF1449) can be use for items and services up to \$100K (Fixed Price/Fixed Qty)
2. Blanket Purchase Agreement (BPA) is a simplified method for repetitive needs and establishes a charge account with qualified sources. BPAs still follow price reasonableness determinations and competition requirements (files inspected annually) and adheres to the following:
 - a. terms do not exceed five years
 - b. not to exceed \$100,000 over the agreement term
 - c. contains 30 day written notice statement to cancel
 - d. identifies individual purchase limitations
 - e. identifies individuals authorized to purchase on the BPA
 - f. identifies commodity or service to be provided

Departments can request BPAs and Purchasing will then review past, current & anticipated dollar volume and frequency of the vendor, as well as, determine if similar orders exist in another department or if an order already exists to which the request can be combined. If the request is valid, Purchasing Department will issue a Request for Quote, and select a vendor for the BPA. BPA's don't commit organizations to expend funds or encumber funds.

3. Government Purchase Card (GPC) Impact Card (AFI 64-117) is used to purchase authorized supplies, equipment, and non-personal services up to a micro-purchase threshold of

\$2,500 and up to \$25,000 off existing contracts such as GSA schedules or Federal Prison Industries/UNICOR.

- a. Purchases under \$2,500 are exempt from the Competition in Contracting Act, Buy American Act, Economy Act, Service Contract Act, and Small Business Set-Aside Program.
 - b. Non-recurring services involve one-time, unpredictable, or occasional requirements may be purchased with the GPC up to the micro-purchase threshold whenever a requirement occurs.
- However, splitting requirements is not proper use for the GPC
4. Direct acquisition is a task or delivery order placed by an Air Force official against a contract vehicle established outside DoD such as GSA. Assisted Acquisition is a contract awarded or task or delivery order placed on behalf of DoD by an official of the United States outside DoD such as the Veterans Administration
- GSA- see section identified as General Services Administration
VA – see section identified as Veteran's Administration BPAs, BOAs, and/or 8(a) IDIQ Contracts

Veteran's Administration (VA)

- Execution through the VA can include BPAs, BOAs, and/or 8(a) IDIQ Contracts. Air Force Medical Service executed contract requirements through VA Veteran's Affairs Special Services (VASS); but, recently this became unavailable. It is possible, in the future, that a VA contract vehicle may become available. This agreement is describe below for future reference. The AFMS and the VA established a medical contracting service, for acquisition/procurement of activities, to facilitate the AFMS procurement requirements of AFMLO and AFMSA. VASS accepted AFMS contracting work on behalf of the VA, and. Contracting Services performed under MOA between the VA and Air Force Surgeon General's office (31 Mar 2005) as authorized by 38 USC 8111 and 10 USC 1104. The MOA authorized establishment of appropriate effective and innovative contracting vehicles (including BPAs, Indefinite Delivery / Indefinite Quantity [IDIQ]) to enable sharing of all "health-care resources" as defined by 38 USC 8111, to maximize to the extent permissible under applicable law, VA, DoD, and AF regulations, policies and guidelines. Air Force customers provided authorization to VA contracting offices for services rendered under the agreement using a MIPR DD Form 448. Reimbursements to cover VA operating cost would be two percent of the total cost of the order, or minimum of \$175, for placing orders against existing contracts (and creating new), not to exceed \$25,000 for any single purchase. VA could contract a project as 8(a) set aside contract procurement of furniture/furnishings and furniture installation services, such as Purchase of Furniture (as identified in a CID package). The Contractor negotiated with GSA schedule vendors to ensure best value pricing to the government. Contractor also provided Warehouse/Storage of furniture and providing Comprehensive Installation Services

IDIQ

Sometimes called IDIQ or “requirements contract”. A contract providing for an indefinite quantity, within stated maximum or minimum limits, of specific supplies or services to be furnished during a fixed period, with deliveries to be scheduled by placing orders with the contractor. Funds for each delivery are obligated by each task (or delivery) order. Once an IDIQ is established, the customer has access to that vendor without the need to compete the requirement further (assuming the requirement’s within the scope of the IDIQ). As appropriate, IDIQs can be established through simplified acquisition or full competition. The AFMS has been able to execute contracts for design work through Savannah IDIQs over the past several years. The relationship to this Guide, A/Es may assist in producing a CIS and/or SID package for the design of a major renovation or new construction

Base Contracting SABER

More formally know as Simplified Acquisition of Base Engineer Requirements. SABER is an IDIQ contract for minor construction, maintenance, and repair services at a particular installation.

The SABER program is managed by BCE and one or more contractors will have the installation contract. Execution of work is most often design-build. Although often more expensive than a competitive bid process, SABER contracts can be executed rapidly and are often used at end of fiscal year. Like any contractor, quality varies, as does BCE’s level of oversight

8(a)

Projects can be by direct award between a contracting activity and an 8(a) contractor pursuant to the Partnership Agreement between the Small Business Administration (SBA) and the contracting activity (i.e. USACE, Department of Veterans Affairs). Assigned SBA district offices retain responsibility for 8(a) certification, 8(a) eligibility determinations, and for providing counseling and assistance to the 8(a) contractor under the 8(a) program. The contracting activity is responsible for contract administration and taking any action on behalf of the Government under the terms and conditions of the contract. While, any award will be made directly by the Contracting Officer to the successful 8(a) offeror selected, the SBA is not identified in this award document; however, SBA is still the Prime Contractor.

Both SRM and UMC MILCON projects have been executed through 8(a) contracts successfully to include newly constructed facilities and sizable interior renovations, as well as more narrow scopes of work CID Items (Furniture/Artwork/Signage) at constructed/renovated facilities can be purchased using an 8a Supply Contractor who is able to provide turnkey services. The 8a Contractor work with the Initial Outfitting Directorate to coordinate requirements with the construction schedule, ensuring “Just In Time Delivery”. Presently, these contracts are centrally procured by the Health Facilities Division on behalf of the Medical Facility. In the future, as contracting vehicles are in place, contracting may be turned over to the Medical Facilities.

Toolbox

The U.S. Army Medical Command (USAMEDCOM) currently uses a set of pre-negotiated, indefinite delivery/indefinite quantity (IDIQ) contracts, called Toolbox, designed to streamline the traditional solicit/bid/design, solicit/bid/build contracting process. Under Toolbox, facility managers can execute nominal design and/or construction projects via delivery orders issued against the existing pre-negotiated contracts. Toolbox contracts are managed by three U.S. Army Corps of Engineers (USACE) Medical Support Teams (MSTs) : Fort Worth (which executes projects via medical job order contracts MEDJOCs); and Mobile and Huntsville (which execute projects via “Remediation” contracts) The literature review indicates that IDIQ contracts produce faster, cheaper, and higher quality projects than traditional contracting means, but no known study has compared the three MSTs to each other in those same terms. The objectives of this study were to explain the similarities and differences between the three MSTs’ methods and determine if any MST was best-suited to execute projects of a certain scope by evaluating cost, timeliness, and quality of a sample of projects



GSA

Set up in 1949, GSA is buyer, builder, landlord, and seller for federal civilian agencies. Made up of 3 services (or components) GSA operates the Federal Supply Service (FSS), Public Buildings Service, and Federal Telecommunications Service. Through these it purchases goods and services for civilian and military agencies via federal supply schedule contracts (IDIQ) covering CONUS. FSS manages 9 Acquisition centers, which the National Furniture Center is one. Federal Supply Service (FSS) is both mandatory and optional. If the requirement is found on a mandatory schedule, a FSS would be a mandatory first source for services, equipment, and interior finishes, and a second mandatory source for workstations, shelving, seating, and furnishings. No further competition is necessary, GSA has already determined prices of items under schedule contracts are fair and reasonable. However, optional FSSs where requirement exceeds micro purchase threshold of \$2,500, customers should review at least three FSSs and select the one that offers "best value".

National Furniture Center

Provides industry knowledge and contracting expertise for furniture and furnishings products and services. The National Furniture Center offers: Contracting Expertise, Quality Furnishings at Significant Discounts; Order Placement , and Turnkey Services such as Project Management, Design and Layout Services, Installation Services, Site Coordination; Furniture Installation and Staging/Phasing Delivery Floor coverings include Broadloom, Carpet Tiles, Resilient (hard surface) tile and sheet flooring as well as installation. Furnishing include window treatments, artwork, cubical curtains, Upholstered Seating, and office systems furnishing

SINS

Special Item Numbers (SINs) are specialties that fall under a GSA Federal Service Schedule number. Applicable schedules are mainly Furniture Schedules 71 and 72. These are further divided into more specialized components, including furniture and related services for offices and hospitals, flooring, carpet, window treatment, art, as well as layout and installation. Specialties cover services to help federal agencies plan/ manage major interiors upgrades or moves by providing access to professional project managers and designers. Additionally, Schedule 056 includes building components and building services; including doors, wall coverings, toilet compartments and accessories. Professional Engineering Services are found under schedule 871 and under MOBIS (874) specialties include Consulting Services and Survey Services that may be of help. However, Architect/Engineering (A&E), and Design/Construction services as defined by Brooks Act and in the Federal Acquisition Regulation (FAR) Part 36 (including construction, alteration and repair of buildings, structures or other real property) are prohibited under MOBIS. However, there may be some engineering services that are applicable under MOBIS.

Sole Source Justification

Sole Source Justifications are allowable through FAR 6.303-2 and are typically between \$2,500 and \$100,000. In the event costs are in excess of \$100,000 a Justification and Approval (J&A) document is required. Reasons for Sole source include:

- (A) only one responsible source and no other supplies or services [FAR 6.302-1]
- (B) unusual and compelling urgency [FAR 6.302-2]

DSCP/DBPA

Blanket Purchase Agreements (BPAs) are a simplified method of filling anticipated repetitive needs for supplies and services. They are "charge accounts" established with Schedule contractors by ordering agencies and are an easy ordering tool. Decentralized BPAs can be use by authorized persons outside of the responsible Contracting Office. DBPA agreements between The Defense Supply Center Philadelphia (DSCP) and a manufacturer can be used for purchase by U.S. Military Medical Treatment Facilities, and employs existing GSA or VA contracts as the basis for pricing. Each quote though must summarize the product and list the contracts used. The order process is simplified and streamlined, thus the DBPA can be used by authorized Military personnel in the Air Force, Navy, and Army. A list of authorized facilities is available from upon request. Orders are placed using DBPA number and a four digit unique identifier for each order placed. These identifier numbers are assigned by the authorized DBPA ordering official at each facility.

UFC 4-510-01 Design:
Medical Military Facilities (Draft), May 2007
http://www.wbdg.org/ccb/DOD/UFC/ufc_4_510_01.pdf

DOD, Military Standards (MIL-STD):
MIL-STD 1691 (2005) Construction and Material Schedule for
Military Medical and Dental Facilities.
<http://www.wbdg.org/ccb/M1691/1691.pdf>

UFC 1-300-07A UNIFIED FACILITIES CRITERIA (UFC)
1 March 2005
www.wbdg.org/ccb/DOD/UFC/ufc_1_300_07a.pdf

Engineering Technical Letter (ETL) 07-4: Air Force Carpet
Standard
http://www.wbdg.org/ccb/AF/AFETL/etl_07_4.pdf

DOD HEALTHCARE DESIGN: ROOM GUIDE PLATES
<http://www.tricare.mil/ocfo/ppmd/guideplates.cfm>

ADA and ABA Accessibility Guidelines for Buildings and
Facilities, July 23, 2004.
<http://www.access-board.gov>
<http://www.access-board.gov/adaag/html/adaag.htm>
www.ada.gov

Uniform Federal Accessibility Standards
<http://www.access-board.gov/ufas/ufas-html/ufas.htm>

International Code Council, Inc., International Building Code.
Current Edition
www.iccsafe.org

National Fire Protection Association (NFPA) standards and
codes (National Fire Codes)
www.nfpa.org

● ETL 1110-3-491 Sustainable Design for Military Facilities
● www.wbdg.org/design/greenspec_ref.php

● U.S. General Services Administration (GSA)
● www.gsa.gov

● American Institute of Architects (AIA)
● www.aia.org

● International Interior Design Association
● www.iida.org

● The Center for Health Design
● www.healthdesign.org

**Images are listed in the order in which they appear, left to right.*

VOLUME 1

Public Areas

Lobbies

Image 1: © Mark Ballogg @ Steinkamp/Ballogg, Chicago

Image 2: Provided by HDR Stock

Image 3: ©2003 James Steinkamp SteinkampBallogg Photography Chicago

Image 4 & 5: Photo provided by HDR Architecture, Inc., ©2007 Jeffrey Jacobs Photography

Waiting Area

Image 1: Photo provided by HDR Architecture, Inc., ©2007 Jeffrey Jacobs Photography

Image 2: ©Mark Trew

Image 3: Hector Velasco Facio

Image 4: Photo provide by United States Air Force

Image 5: ©2004 Mark Ballogg: Steinkamp/Ballogg Photography Chicago

Reception Desks

Image 1: © 2005 Mark Ballogg: Steinkamp/Ballogg Photography Chicago

Image 2: © Tom Kessler Photography

Image 3: Photo provide by United States Air Force

Image 4: © George Cott

Image 5: © Tom Kessler Photography

Corridors

Images 1 Photo provided by HDR Architecture, Inc., ©2006 Ballogg Photography, Chicago

Image 2: © Tom Kessler Photography

Image 3 & 4: Photo provided by HDR Architecture, Inc., ©2006 Ballogg Photography, Chicago

Image 5: Photo provided by HDR Architecture, Inc., ©2006 Ballogg Photography, Chicago

Restrooms:

Image 1: © Mark Ballogg @ Steinkamp/Ballogg, Chicago

Image 2: © Mark Trew Photography

Image 3: © Smith Photography Services

Image 4: Photography by Tom Kessler. Photos provided by HDR.

Image 5: Provided by HDR Stock

Conference Rooms:

Image 1: Provided by HDR Stock

Image 2: Provided by HDR Stock

● Image 3: Provided by HDR Stock

● Image 4: Provided by HDR Stock

● Image 5: Provided by HDR Stock

● Training Rooms

● Image 1 & 4 & 5: © Tom Kessler Photography

● Image 2: Provided by HDR Stock

● Image 3: Provided by HDR Stock

● Break Rooms, Cafeterias, Coffee Bars, & Vending

● Image 1 & 4: Photo provided by HDR Architecture, Inc., ©2007 Jeffrey Jacobs Photography

● Image 2: Photo provided by HDR Architecture, Inc., ©2006 Ballogg Photography, Chicago

● Image 3: ©2003 James Steinkamp SteinkampBallogg Photography Chicago

● Image 5: ©2003 James Steinkamp SteinkampBallogg Photography Chicago

Private Areas

● Exam Rooms:

● Image 1, 3, & 5: Rendering provided by HDR Architecture, Inc.

● Image 2: Provided by the Untied State Air Force

● Image 4: Mark Schiefelbein for The New York Times

● Provider Offices:

● Image 1, 3, & 5: Rendering provided by HDR Architecture, Inc.

● Image 2 & 4: Provided by the Untied State Air Force

● Treatment / Imaging Rooms

● Image 1: © Mark Ballogg @ Steinkamp/Ballogg, Chicago

● Image 2: Provided by the Untied State Air Force

● Image 3: Provided by HDR Stock

● Image 4: © 2004 Gary Knight / garyknight.com

● Image 5: Kurt Johnson Photography

● Specialty Rooms/Areas

● PT / OT:

● Image 1 & 4: Provided by the Untied State Air Force

● Image 2 & 3: © Tom Kessler Photography

● Image 5: Provided by HDR Stock

● Pharmacy Windows

● Image 1, 3, & 5: Rendering provided by HDR Architecture, Inc.

● Image 2 & 4: Provided by the Untied State Air Force

VOLUME 2

Flooring Section Photo: Provided by HDR Stock

Walls Section Photo: © Mark Ballogg Photography

Ceiling Section Photo: © Tom Kessler Photography

Special Finishes Section Photo: © VanceFox.com

Lighting Section Photo: © Tom Kessler Photography

Fabrics Section Photo: Provided by HDR Stock

Signage Section Photo: © VanceFox.com

Artwork Section Photo: Photography by Gordon Schenck

Accessories Section Photo: © VanceFox.com



INDEX

Photographers Credits

